



四洲集團有限公司  
Four Seas Mercantile Holdings Limited

Annual Report  
年報

2020

Stock Code  
股份代號

374



# Contents 目錄

Corporate Information 公司資料	2-3
Chairman's Statement 主席報告	4-13
Major Awards of the Year 年度主要獎項	14-16
Management Discussion and Analysis 管理層討論及分析	17-22
Report of the Directors 董事會報告	23-36
Environmental, Social and Governance Report 環境、社會及管治報告	37-51
Corporate Governance Report 企業管治報告	52-71
Independent Auditor's Report 獨立核數師報告	72-78
Audited Financial Statements 經審核財務報告	
Consolidated Statement of Profit or Loss 綜合損益表	79
Consolidated Statement of Comprehensive Income 綜合全面收益表	80
Consolidated Statement of Financial Position 綜合財務狀況表	81-82
Consolidated Statement of Changes in Equity 綜合權益變動表	83-84
Consolidated Statement of Cash Flows 綜合現金流量表	85-87
Notes to Financial Statements 財務報告附註	88-203
Particulars of Property 物業詳情	204

## BOARD OF DIRECTORS

### Executive Directors

TAI Tak Fung, Stephen (*Chairman*)  
WU Mei Yung, Quinly (*Vice Chairman*)  
TAI Chun Kit (*Managing Director*)  
MAN Wing Cheung, Ellis  
WU Wing Biu  
NAM Chi Ming, Gibson

### Independent Non-executive Directors

LEUNG Mei Han  
CHAN Yuk Sang, Peter  
Tsunao KIJIMA

## COMPANY SECRETARY

NAM Chi Ming, Gibson

## AUDITOR

Ernst & Young

## PLACE OF INCORPORATION

Cayman Islands

## PRINCIPAL SHARE REGISTRAR AND TRANSFER OFFICE

Sterling Trust (Cayman) Limited  
Whitehall House  
238 North Church Street  
P.O. Box 1043  
George Town  
Grand Cayman KY1-1102  
Cayman Islands

## HONG KONG BRANCH SHARE REGISTRAR AND TRANSFER OFFICE

Tricor Tengis Limited  
Level 54, Hopewell Centre  
183 Queen's Road East  
Hong Kong

## 董事會

### 執行董事

戴德豐 (*主席*)  
胡美容 (*副主席*)  
戴進傑 (*董事總經理*)  
文永祥  
胡永標  
藍志明

### 獨立非執行董事

梁美嫻  
陳玉生  
木島綱雄

## 公司秘書

藍志明

## 核數師

安永會計師事務所

## 註冊成立地點

開曼群島

## 主要股份過戶登記處

Sterling Trust (Cayman) Limited  
Whitehall House  
238 North Church Street  
P.O. Box 1043  
George Town  
Grand Cayman KY1-1102  
Cayman Islands

## 香港股份過戶登記分處

卓佳登捷時有限公司  
香港  
皇后大道東183號  
合和中心54樓

## REGISTERED OFFICE

Whitehall House  
238 North Church Street  
P.O. Box 1043  
George Town  
Grand Cayman KY1-1102  
Cayman Islands

## PRINCIPAL PLACE OF BUSINESS IN HONG KONG

21/F., Manhattan Place  
No. 23 Wang Tai Road  
Kowloon Bay, Kowloon  
Hong Kong

## PRINCIPAL BANKERS

MUFG Bank, Ltd.  
Sumitomo Mitsui Banking Corporation  
Mizuho Bank, Limited  
Bank of China (Hong Kong) Limited  
China Construction Bank (Asia) Corporation Limited  
The Hongkong and Shanghai Banking Corporation Limited  
United Overseas Bank Limited  
Chong Hing Bank Limited  
The Bank of East Asia, Limited  
Fubon Bank (Hong Kong) Limited  
Hang Seng Bank Limited  
DBS Bank (Hong Kong) Limited

## WEBSITE

<http://www.fourseasgroup.com.hk>

## 註冊辦事處

Whitehall House  
238 North Church Street  
P.O. Box 1043  
George Town  
Grand Cayman KY1-1102  
Cayman Islands

## 香港主要營業地點

香港  
九龍九龍灣  
宏泰道23號  
Manhattan Place 21樓

## 主要往來銀行

三菱UFJ銀行  
三井住友銀行  
瑞穗銀行有限公司  
中國銀行(香港)有限公司  
中國建設銀行(亞洲)股份有限公司  
香港上海滙豐銀行有限公司  
大華銀行有限公司  
創興銀行有限公司  
東亞銀行有限公司  
富邦銀行(香港)有限公司  
恒生銀行有限公司  
星展銀行(香港)有限公司

## 網址

<http://www.fourseasgroup.com.hk>



The Hon TAI Tak Fung, Stephen, GBM, GBS, SBS, JP, *Chairman*  
戴德豐先生 GBM GBS SBS 太平紳士 主席

Dear Shareholders,

The Group strived to move forward with determination against all odds during the year under review. Despite the tremendous market difficulties posed by the social movement and the outbreak of COVID-19, the Group's multifaceted network and success of its production and distribution businesses in Hong Kong and the Mainland China helped to partly offset headwinds.

The Group continued to find new areas of breakthrough in the period and fostered the development of its Japanese ice-cream business. It introduced products of famous Japanese brands and acquired 15% equity shares of a renowned Japanese confectionery distributor that helped to maintain its leading status in the food market.

## RESULTS

In the annual results for the year ended 31 March 2020, the Group's consolidated revenue was HK\$2,928,037,000 (2019: HK\$3,028,987,000). The loss for the year attributable to equity holders of the Company stood at HK\$19,808,000 (2019: profit HK\$30,161,000). Sales derived from the Hong Kong segment amounted to HK\$1,993,865,000 (2019: HK\$2,045,230,000), accounting for 68% of the Group's total sales. Sales in Mainland China amounted to HK\$934,172,000 (2019: HK\$983,757,000), 32% of the Group's total sales.

The results of the Group for the year under review was affected by the impacts of the outbreak of COVID-19 in the last quarter of the financial year and the social movement in Hong Kong in the second half of 2019 on the businesses of the restaurants and retail shops of the Group.

致各位股東：

集團於回顧年度內「披荊斬棘、堅定前行」。香港市場在過去一年受到社會運動及2019冠狀病毒病嚴重打擊，但集團憑藉多元化的業務發展，縱然餐飲及零售業務面對挑戰和不明朗因素，香港及內地的生產及代理業務整體基礎穩健，抵銷部分負面衝擊。

集團於回顧年度內繼續尋求業務突破，全力推動日本雪糕業務發展，進一步引入日本各著名雪糕品牌產品，並成功收購一間日本著名零食及糖果經銷商15%股權，積極開拓商機，繼續維持食品市場領導者地位。

## 業績表現

截至二零二零年三月三十一日止年度之全年業績，集團綜合營業額為2,928,037,000港元（二零一九年：3,028,987,000港元）。本公司權益所有者應佔虧損為19,808,000港元（二零一九年：溢利30,161,000港元）。香港地區營業額為1,993,865,000港元（二零一九年：2,045,230,000港元），佔總營業額68%；國內地區營業額為934,172,000港元（二零一九年：983,757,000港元），佔總營業額32%。

於回顧年度內最後一個季度爆發2019冠狀病毒病，以及二零一九年下半年香港發生社會運動使本集團食肆及零售店的業務下行，因而影響本集團之業績。



MAID BRAND  
**金牌**

**連續30年以上  
獲Q唛優質認證**



**有名有姓  
品質保證**

各大超級市場及街市有售



香港優質產品

連續30年以上榮獲  
「香港Q唛優質產品」  
認證



香港名牌十年成就獎  
Hong Kong Top Brand Ten Year  
Achievement Award

2011年榮獲  
「香港名牌十年成就獎」  
殊榮

## BUSINESS REVIEW

Founded in 1971, the Group will be celebrating its 50th anniversary next year. In nearly half a century, the Group has become a household name in Hong Kong and is actively expanding its presence in the Mainland China market, receiving increasing support from the consumers. The Group owns a diversified food business covering distribution, production and retailing, operates restaurants, and is building its own brand. It strategically maintains a wide array of businesses to cater for customers of different age groups to maintain its overall market dominance.

The Group has an extensive distribution network and its clients include department stores, supermarkets, convenience stores, fast-food restaurants, wholesalers, retailers, restaurants, bars, hotels and airlines. Apart from distributing diversified food products from more than 10 countries and regions, the Group also operates food specialty stores in Hong Kong that include “Okashi Land” Japanese snack stores and “YOKU MOKU” cookie stores. The Group is always on the lookout for emerging products to provide Hong Kong consumers with novel experience.

### Distribution Business

In the year under review, the Group successfully acquired 15% of the equity shares of Miyata Holding Co., Ltd. and its subsidiaries (“Miyata”), a renowned Japanese confectionery distributor. As people were forced to stay indoors following the outbreak of COVID-19, it led to a higher demand for some products of the Group’s food distribution business. This partly offset part of the negative impact on the business during the period.

## 業務回顧

四洲集團創立於一九七一年，明年踏入50周年。經過近半世紀的努力，集團已經成為香港的著名品牌，家家傳頌，戶戶皆曉，同時亦正積極擴大內地市場份額，獲得越來越多消費者支持及愛戴。集團業務橫跨不同食物版圖，包括食品代理、生產及零售等，更開設食肆並建立自家品牌，範圍既多且廣，致力滿足不同年齡層的客戶和市場需要。

集團擁有龐大的分銷網絡，客戶包括百貨公司、超級市場、便利店、快餐店、批發商、零售商、酒樓、酒吧、酒店及航空公司等，代理來自十多個國家和地區不同類型的產品，亦在香港開設食品專門店，其中包括「零食物語」日本零食專門店和「YOKU MOKU」曲奇餅店，不斷推陳出新，為香港消費者帶來新意及驚喜。

### 食品代理業務

集團於回顧年度內，成功收購一間日本著名零食及糖果經銷商宮田控股株式會社及其附屬公司（「宮田公司」）15%股權。此外，受疫情影響，市民多留在家中，亦帶動集團的食品代理業務，抵銷了部分於回顧年度內因其他各種外在不利因素為集團帶來的負面影響。



# 四洲®紫菜

FOUR SEAS SEAWEED



# 夾心の脆



最夾?  
一定係佢!



# Chairman's Statement

## 主席報告

Based on a solid brand presence, the Group's food distribution business has been steadily developing. The Group has been cooperating with famous food manufacturers worldwide and distributes quality food products from many international brands. Through a comprehensive distribution network and precise sales strategies, the sales team constantly sources unique and high-quality food products such as ice-cream, snacks, milk powder, health food, sauce, ham and sausage from Japan, Korea, Thailand, Indonesia, Malaysia, Singapore, the United Kingdom, France, Germany, the Netherlands, the United States and Mainland China, providing consumers with diverse delicacies from around the world. In recent years, the Group has been expanding the market for extremely popular Japanese ice-cream in Hong Kong. The Group will continue to identify more famous brands and bring them to the consumers.

### Manufacturing Business

With stringent quality monitoring and precise scientific control, the Group ensures that the quality of its products matches international standards. It has received numerous accreditations such as the "HACCP", "ISO 9001", "ISO 22000" and "GMP" certifications, the Hong Kong Q-Mark License given to participants of the "Hong Kong Q-Mark Scheme for over 30 years", and the Hong Kong Cooking Oil Registration Scheme Companion Certification, awarded by the Hong Kong Quality Assurance Agency. The certifications prove the quality of the Group's food products and the standards it demands of itself.

The Group has 18 plants in Hong Kong and the Mainland China to manufacture a wide range of unique food products. With its one-stop production and sales strategies, the Group offers products that meet diverse market needs, upholding its leading status in the food industry. After the expansion of the Calbee Four Seas factory located in Tseung Kwan O Industrial Estate, the production efficiency and volume increased substantially, helping the Group to satisfy the growing demands of the food market.

憑藉建立多年的品牌，集團的食品代理業務一直穩步發展，成功與世界各地知名食品生產商合作，代理多家國際名牌優質食品。銷售團隊透過完善的代理網絡和精密的銷售策略，在日本、韓國、泰國、印尼、馬來西亞、新加坡、英國、法國、德國、荷蘭、美國和內地等世界各地，搜羅優質上乘的食品，如雪糕、零食、奶粉、健康食品、醬油、火腿及香腸等，務求為消費者帶來各款環球美食；而近年集團積極在香港開拓的日本雪糕市場，亦大受市場歡迎。集團會繼續物色更多知名品牌，為消費者帶來嶄新口味。

### 食品製造業務

集團嚴格監控食品品質及進行精準科學管理，生產質素符合國際水平，屢獲殊榮，包括取得「HACCP」、「ISO 9001」、「ISO 22000」和「GMP」系統認證、香港Q嘜計劃30年以上認證之「Q嘜准用證」及獲「香港品質保證局」頒發的《食油註冊計劃同行者認證》，食品質素毋庸置疑。

集團在香港及內地設有18間廠房，製造一系列不同種類的特色食品，配合一站式的生產及銷售策略，迎合不同市場的需要，鞏固集團在食品業內的領導地位。卡樂B四洲於將軍澳工業邨擴建廠房後，食品生產效率及產量均大大提高，讓集團更能靈活滿足食品市場的需求。因應疫情關係，市民傾向減少外出並在家煮食，亦帶動食品製造業務發展。



# SUSHIYOSHI

壽し芳



Osaka's two-Michelin-starred restaurant  
日本大阪米芝蓮二星名店

Revealing Japan's most creative and  
inventive fine dining sushi experience  
帶來創意與震撼味蕾的華麗盛宴



Address: 1/F, The Otto Hotel, No. 8 Cameron Road,  
Tsim Sha Tsui, Kowloon, Hong Kong  
Opening hours: 12:30-15:00 & 18:30-22:30 (Mon to Sun)  
Reservations: 2657 0280

# Chairman's Statement

## 主席報告

### Retailing and Catering Businesses

The Group's retailing and catering businesses were adversely impacted by the social movement and COVID-19, but they continued to maintain their high standards and innovative offerings. The Chinese and Japanese restaurants of the Group are popular and highly regarded in both Guangdong and Hong Kong. Both the Shanghai vegetarian restaurant "Kung Tak Lam" (Causeway Bay Branch), which has received the Michelin Plate in the Michelin Guide 2020, and the Hong Kong branch of "Sushi-yoshi", with a Two-Star rating in the Osaka Michelin, are diners' favourites. Besides the existing Admiralty Branch, a new branch of the Japanese-style restaurant "Shiki • Etsu" was opened in Kowloon Bay. In Guangzhou, "Panxi Restaurant" and the Japanese sushi restaurant chain stores "Sushi Oh" are popular among food lovers.

"Okashi Land" Japanese snack stores have been providing consumers with delicious and trendy Japanese snacks. The Group has added Japanese ice-cream counters in many of the "Okashi Land" stores, which allows consumers to enjoy Japanese ice-cream anytime, anywhere. "YOKU MOKU" cookie stores continue to be popular among consumers.

### 零售及餐飲業務

集團的零售及餐飲業務無可避免受到社會運動及2019冠狀病毒病負面影響，卻仍維持水準，力求創新。集團的中、日式食肆譽滿粵港兩地，旗下的「功德林」上海素食銅鑼灣店榮獲米芝蓮指南2020的米芝蓮餐盤榮譽，此外獲大阪米芝蓮二星名店「壽司芳Sushi-yoshi」的香港分店，亦備受食客青睞。集團除了位於金鐘的「四季•悅」日本料理外，更在九龍灣開設了分店。國內方面，集團於中國廣州市的「泮溪」園林酒家及「壽司皇」日本迴轉壽司餐廳等，以完善管理配上優質餐飲服務，深受當地市民歡迎。

另一方面，「零食物語」日本零食專門店一直為消費者帶來美味的日本潮流小食，集團已在多家「零食物語」商舖加設日本雪糕專櫃，好評如潮，讓消費者能隨時隨地享用日本雪糕。此外，「YOKU MOKU」曲奇餅店亦深受消費者喜愛。



Murray Catering Co Ltd, a supplier of lunch boxes and tuck shop services under the Group, is now providing students of more than 90 secondary and primary schools delicious, healthy and nutritious lunch boxes.

集團旗下的美利飲食服務有限公司為一家提供飯盒與小食部服務的供應商，現在與90多家中小學合作，提供飯盒及小食部服務，為學生們提供美味、健康及營養豐富的午膳及食品。

## BRAND DEVELOPMENT

The Group has been growing along with Hong Kong itself. After years of hard work, its scale is expanding rapidly and its brand is firmly established. The Group has kept pace with the changing market and has utilised every opportunity to grow. The Group focused on the distribution of Japanese snacks when it was first founded and then expanded to include food manufacturing, retailing and catering. Apart from pursuing growth in local businesses, the Group is also active in the Mainland China market. This reflects the Group's long-term vision and its ambition for the Four Seas brand.

The Group understands the importance of maintaining consumer confidence, reflected in its motto of "Eating Safely, Eating Happily". The Group has always been mindful of its obligation to maintain hygiene, safety and quality of food products, and set up a sound monitoring system to ensure the products are safe, high-quality and delicious. At the same time, the Group plays the role of a "snack diplomat", introducing overseas delicacies to the Mainland China and taking unique Chinese food products to foreign markets.

## CORPORATE SOCIAL RESPONSIBILITY

The Group is rooted in Hong Kong and upholds the spirit of "receiving from society and giving back to society" by actively promoting and participating in social and community services in the city. Its emphasis on community building and youth development has been hailed by different segments of society and brought it numerous awards. The Group has been recognised as "Hong Kong Outstanding Enterprise" and received the "Hong Kong Excellent Enterprise Award" presented by the Economic Digest. The Group and "Okashi Land" have received the "Caring Company Award" for 18 and 12 consecutive years respectively by the Hong Kong Council of Social Services. The Group and Calbee Four Seas Co., Ltd. have received the honours of "Manpower Developer 2013-2021" and "Manpower Developer 2011-2021" awards respectively. Calbee Four Seas Co., Ltd. has also received the recognition of "Good MPF Employer 5 Years" award from the Mandatory Provident Fund Schemes Authority.

## 集團品牌發展

集團與香港一同成長，經過多年努力，規模日益壯大，品牌美譽遍布每個角落。集團一直與時並進，把握每個發展機會，例如在業務層面上，集團在創建初期主要從事日本零食代理業務，繼而開拓食品製造、零售及餐飲業務；在銷售層面上，集團除了追求本地業務增長外，更積極進軍內地市場，充分顯示集團的長遠目光，奠定四洲品牌的基石。

集團深明維持消費者信心的重要性，因此一直堅持「食得放心、食得開心」的宗旨，對食品衛生、安全及品質的要求一絲不苟，並設定了一套完善的監控制度，確保產品安全、優質、美味。集團同時扮演「零食外交家」的角色，為內地引入國際美食之餘，更將國家的特色食品帶到海外。

## 企業社會責任

集團植根香港，貫徹「取之社會，用之社會」的精神，不遺餘力推動及參與香港社會公益活動，特別着重社區建設和青年發展，深受各界認同，屢獲殊榮。例如集團榮獲經濟一週頒發《香港傑出企業》及《非凡企業大獎》；本集團及「零食物語」分別連續18年及12年獲香港社會服務聯會頒發《商界展關懷》嘉許獎狀；本集團及卡樂B四洲有限公司分別獲僱員再培訓局頒發《人才企業2013-2021》及《人才企業2011-2021》；及卡樂B四洲有限公司榮獲強積金管理局評為《積金好僱主5年》。

# Chairman's Statement

## 主席報告

The Group's brands and restaurants are immensely popular. "Okashi Land", "YOKU MOKU" and Shanghai vegetarian chain "Kung Tak Lam" have been accredited "QTS Merchant" by the Quality Tourism Services Scheme of the Hong Kong Tourism Board. The Group and "Okashi Land" have been awarded the "Hong Kong Top Brand Mark (Top Mark)" by the Hong Kong Brand Development Council and the Chinese Manufacturers' Association of Hong Kong. "Calbee" has received the "Most Favourite Brand of Convenience Stores Award 2019" from 7-Eleven Convenience Store and "Top Ten Favourite Brands" of "Favourite Brands Awards 2019" by Wellcome Supermarket. Hong Kong Ham Holdings Ltd has been awarded the "Q-Mark Elite Brand Awards" and the Group's Japanese restaurant "Sushiyoshi" has been listed as one of the South China Morning Post's "100 Top Tables 2020".

Furthermore, the Group has received the "Asia's Most Valuable Service Providers Awards 2020" and "Asia's Leading Snack Food Innovator" from Mediazone Publishing, and the Chairman, Dr. Tai Tak Fung, Stephen, has been recognised as the "Asia's Leading Food Entrepreneur of the Year".

## PROSPECTS

Despite global economic uncertainties, the Group maintains market confidence and will establish a platform for food products across the Mainland China, Hong Kong and Japan, pursuing its business development strategy of "Based in Hong Kong, Yearning for Mainland, Reaching Out to the World".

### Business in Hong Kong

The acquisition of equity shares of Miyata has marked a new chapter for the company's future development. The Group will leverage its capital and resource management as well as its leading market status in the retailing and distribution industry in Hong Kong and Mainland China, together with the strength in the Japanese confectionery distribution and product development business of Miyata, to create cross-branding and sales synergy. The Group's sales capacities will also be strengthened and the customer base broadened. As a result, through the Group, top-notch Japanese confectionery products can be introduced to the markets of Hong Kong and the Mainland China. In parallel, through Miyata's current customer base, the Group will be able to enter the Japanese consumer market and increase its presence in the food distribution industry there, creating a unique platform which covering Mainland China, Hong Kong and Japan.

本集團旗下品牌及食肆亦深受消費者喜愛，例如「零食物語」、「YOKU MOKU」及「功德林上海素食」獲香港旅遊發展局評選為《優質旅遊服務》認可商戶；本集團及「零食物語」獲香港品牌發展局及香港中華廠商聯合會頒發《香港名牌標識 (Top嘜)》；卡樂B獲7-Eleven便利店頒發《2019最喜愛便利品牌大獎》，並獲惠康超級市場頒發《2019超市名牌》之「十大超市名牌」；及香港火腿廠控股有限公司榮獲《Q嘜人氣品牌大獎》，而集團旗下之日本料理餐廳「壽司芳Sushiyoshi」榮獲南華早報頒發《100 Top Tables 2020》獎項。

此外，集團獲Mediazone頒發《亞洲最佳價值服務大獎 2020》及《Asia's Leading Snack Food Innovator》，主席戴德豐博士更榮獲《Asia's Leading Food Entrepreneur of the Year》。

## 展望未來

雖然未來全球經濟不明朗，集團仍然對市場保持信心，將會建立橫跨內地、香港及日本三地的食品平台，開展「立足香港，面向內地，走出世界」的業務發展策略。

### 香港業務

集團將透過與宮田公司的股權併購為未來發展揭開新一頁，以集團在資本、管理資源、在香港糖果零售和分銷業的市場領導地位，以及於國內的製造能力及分銷網絡等專長，與宮田公司在日本糖果分銷及產品開發業務方面的優勢結合，帶來跨品牌及銷售的協同效益，加強集團的銷售能力及壯大客戶群，例如將日本頂級糖果產品，透過集團進軍香港及中國大陸的糖果及食品分銷市場。同時，集團亦將透過宮田公司進軍日本消費市場，擴大集團於食品分銷產業的投資及佈局，創造一個獨一無二、涵蓋中、港、日的食品銷售平台。

The Group is actively expanding its food distribution business, and offers numerous products in big chain stores such as Don Don Donki, Aeon and OK Convenience Store, consolidating its leading status in the Hong Kong market. The Group will continue to look for opportunities to add new snacks from around the world to its portfolio that will satisfy the market's appetite for overseas delicacies. At the same time, it will expand the sales network to strengthen its leadership in the market.

### Business in Mainland China

The Group has been striving to develop and establish the hugely promising Mainland China market. Its products are well known and popular, and are currently available on a number of e-commerce platforms in Mainland China, such as Taobao, Tmall, Tmall Global and Jingdong. In the past few months, the Group has opened up new channels to promote its products, receiving positive market response and successfully increasing sales and expanding the Group's market share in the Mainland China.

There are no national boundaries for food and the Group aims to introduce Chinese food products to overseas consumers through proactive marketing strategies. The Group believes that the Mainland China market will bring more benefits to its business and hence will continue to be a development focus for the Group in the future.

## ACKNOWLEDGEMENT

On behalf of the board of directors, I express our most sincere gratitude to the management team and staff for their efforts and contribution made to our Group. I would also like to take this opportunity to thank all shareholders and business partners for their confidence and continuous support.

**TAI Tak Fung, Stephen**, GBM, GBS, SBS, JP  
*Chairman*

Hong Kong, 29 June 2020

此外，集團亦積極拓展食品代理業務，於Don Don Donki、Aeon及OK便利店等大型連鎖店售賣大量的新款產品，進一步鞏固在香港市場的領導地位。集團將繼續把握市場先機，為消費者搜羅各地美食，吸納零食愛好者，讓顧客隨時隨地也能嘗到海外的風味，同時擴張銷售網絡，加強領導地位。

### 內地業務

集團多年來努力發展及開闢潛力豐厚的內地市場，產品深入民心，備受消費者歡迎。目前，集團的產品已經在淘寶、天貓、天貓國際及京東等多個大型電商平台上銷售，方便內地消費者隨時於各個平台選購喜愛零食。近月更開拓創新渠道推銷集團產品，市場反應熱烈，成績斐然，成功增加銷量，擴展集團於內地市場的佔有率，創造更多商機。

此外，食物無分國界，集團會通過積極進取的市場策略，將內地食品帶到海外，推薦予更多消費者。集團相信，內地市場將為集團業務帶來更大裨益，繼續是集團未來發展重心之一。

## 鳴謝

本人謹代表董事會，向為集團作出努力及貢獻的管理團隊及全體員工致以衷心感謝，本人亦藉此機會向全體股東及業務夥伴對集團的信賴及鼎力支持表示謝意。

**戴德豐** GBM GBS SBS 太平紳士  
*主席*

香港，二零二零年六月二十九日

## 本年度繼續榮獲多個嘉許及獎項 Continuous recognition & awards received during this year

四洲集團為全港最具規模的食品企業之一，代理來自世界各地的多個名牌食品，並致力打造百分百本地自家品牌，本年度獲獎無數，更成為家喻戶曉的優質品牌。

Four Seas Group is one of the leading food enterprises in Hong Kong, distributing various kinds of renowned food brands from around the world. The Group has been developing its own premium brand successfully, and has been highly recognised and accredited with various awards this year.

本集團主席戴德豐博士榮獲以下獎項：

The following awards are granted to our Group's Chairman, Dr. Stephen Tai:



獎項／嘉許 Award/Recognition	頒發機構 Organiser
大紫荊勳章 Grand Bauhinia Medal (GBM)	香港特別行政區政府 The Government of the Hong Kong Special Administrative Region
金紫荊星章 Gold Bauhinia Star (GBS)	香港特別行政區政府 The Government of the Hong Kong Special Administrative Region
旭日雙光章 Order of the Rising Sun, Gold and Silver Rays	日本政府 The Government of Japan
傑出工業家獎 Industrialist of the Year Award	香港工業總會 Federation of Hong Kong Industries
《領袖人物》• 年度人物大獎	領袖人物月刊和華商門戶網
食品安全管理先進個人榮譽証書 Honorary Certificate of "Distinguished Management Entrepreneur"	中國食品安全年會 China Food Safety Annual Conference
全球傑出華人• 功在家國獎	全球傑出華人協會及中國文獻出版社
2011南方• 華人慈善盛典慈善人物獎	廣東省人民政府僑務辦公室及廣東南方電視台
亞洲品牌十大商業領袖 Top 10 Business Leader of Asia Brand	亞洲品牌協會、《環球時報》社、中日韓經濟發展協會、亞洲經濟雜誌社、國家發改委中國經貿導刊雜誌社、國家發改委宏觀經濟管理雜誌社，及經濟日報中國經濟訊息雜誌社聯合主辦
2012-2013全球傑出潮商領袖獎 Worldwide Prominent Chiu Chow Business Leader Award 2012-2013	2013年天下潮商經濟年會 TXCS Economic Conference 2013
中國證券金紫荊獎之「最具影響力上市公司領袖獎」 "Most Influential Listed Company Leader" of The China Securities Golden Bauhinia Awards	香港大公報聯合北京上市公司協會、上海市股份公司聯合會及香港中資證券業協會等內地及香港證券機構和經濟學家共同主辦
亞太企業精神獎(香港) - 「特別成就獎」 Special Achievement Award of "Asia Pacific Entrepreneurship Awards"	亞洲企業商會 Enterprise Asia & the Organising Committee of the APEA
《社會關愛企業計劃》之「亞洲社會關愛領袖獎」 "Asian Social Caring Leadership Award" of Social Caring Pledge Scheme	社會企業研究所 Social Enterprise Research Institute
優質食品終身成就獎 Business Lifetime Achievement for Producing Quality Food Products	Mediazone Publishing



# Major Awards of the Year

## 年度主要獎項

獎項/嘉許 Award/Recognition	獲獎單位/機構 Awardees	頒發機構 Organizer
15年Plus商界展關懷 15 Years Plus Caring Company	四洲集團 Four Seas Group	香港社會服務聯會 Hong Kong Council of Social Service
社會關懷企業卓越獎 Outstanding Social Caring Organisation Award	四洲集團 Four Seas Group	社會企業研究所 Social Enterprise Research Institute
人才企業嘉許計劃之「人才企業2013-2021」尊稱 "Manpower Developer 2013-2021" of Manpower Developer Award Scheme	四洲集團 Four Seas Group	僱員再培訓局 Employees Retraining Board
香港傑出企業2019 Hong Kong Outstanding Enterprises 2019	四洲集團 Four Seas Group	經濟一週 Economic Digest
亞洲最佳價值服務大獎2020 Asia's Most Valuable Service Providers Awards 2020	四洲集團 Four Seas Group	Mediazine Publishing
「香港優質商標」榮譽企業會員 Authenticated Member of Hong Kong Quality Brand	四洲集團 Four Seas Group	香港優質商標協會 Association of Hong Kong Quality Brand
百佳超卓品牌大賞2017之「卓越企業(經加工處理)肉類」殊榮 "Prestigious Corporate (Processed Meat)" of PARKnSHOP Super Brand Awards 2017	四洲貿易有限公司 Four Seas Mercantile Limited	百佳超級市場 PARKnSHOP Supermarket
ISO9001質量管理體系認證 ISO9001 Quality Management System Certificate	四洲休閒食品(汕頭)有限公司 CFSS Company Limited	中國質量認證中心 China Quality Certification Centre
ISO22000食品安全管理體系認證 ISO22000 Food Safety Management System Certificate	四洲休閒食品(汕頭)有限公司 CFSS Company Limited	中國質量認證中心 China Quality Certification Centre
15年Plus商界展關懷 15 Years Plus Caring Company	卡樂B四洲有限公司 Calbee Four Seas Company Limited	香港社會服務聯會 Hong Kong Council of Social Service
人才企業嘉許計劃之「人才企業2011-2021」尊稱 "Manpower Developer 2011-2021" of Manpower Developer Award Scheme	卡樂B四洲有限公司 Calbee Four Seas Company Limited	僱員再培訓局 Employees Retraining Board
GMP良好操作規範認證 GMP Certificate	卡樂B四洲有限公司 Calbee Four Seas Company Limited	香港通用公證 SGS Hong Kong Limited
HACCP危害分析及關鍵控制點系統認證 HACCP Certificate	卡樂B四洲有限公司 Calbee Four Seas Company Limited	香港通用公證 SGS Hong Kong Limited
ISO22000食品安全管理體系認證 ISO22000 Food Safety Management System Certificate	卡樂B四洲有限公司 Calbee Four Seas Company Limited	香港通用公證 SGS Hong Kong Limited
積金好僱主5年 Good MPF Employer 5 Years	卡樂B四洲有限公司 Calbee Four Seas Company Limited	強制性公積金計劃管理局 The Mandatory Provident Fund Schemes Authority
2014年度優質商戶大獎 Quality Merchant Awards 2014	四季・悅日本餐廳 Shiki - Etsu Japanese Restaurant	Group Buyer團購家 Group Buyer
必吃食店大獎2015之必吃日菜 "Best-Ever Japanese Cuisine" of Best-Ever Dining Awards 2015	四季・悅日本餐廳 Shiki - Etsu Japanese Restaurant	新假期周刊 Weekend Weekly Magazine
「優質旅遊服務」認可商戶 "QTS Merchant" of the Quality Tourism Services Scheme	功德林上海素食 Kung Tak Lam Shanghai Vegetarian Cuisine	香港旅遊發展局 Hong Kong Tourism Board
米芝蓮餐盤推薦 The Michelin Plate	功德林上海素食 Kung Tak Lam Shanghai Vegetarian Cuisine	米芝蓮指南2020 Michelin Guide 2020
100 Top Tables 2020	壽司芳 Sushi-yoshi	南華早報 South China Morning Post
10年Plus商界展關懷 10 Years Plus Caring Company	零食物語 Okashi Land	香港社會服務聯會 Hong Kong Council of Social Service
港澳信譽標誌 The Most Popular Hong Kong and Macau Brand	零食物語 Okashi Land	中華傳媒 China Media
「優質旅遊服務」認可商戶 "QTS Merchant" of the Quality Tourism Services Scheme	零食物語 Okashi Land	香港旅遊發展局 Hong Kong Tourism Board
「香港優質商標」榮譽企業會員 Authenticated Member of Hong Kong Quality Brand	零食物語 Okashi Land	香港優質商標協會 Association of Hong Kong Quality Brand
HBWA健康美賞之「人氣當紅零食品牌」 "Most Popular Snack Series" of Health Beauty Well-being Award	四洲紫菜 Four Seas Seaweed	萬寧中國 Mannings China
2019 最喜愛便利品牌大獎 2019 Top Brands Campaign Award	卡樂B Calbee	7-Eleven便利店 7-Eleven Convenience Store
2019超市名牌之「十大超市名牌」 "Top Ten Favourite Brands" of Favourite Brands Awards 2019	卡樂B Calbee	惠康超級市場 Wellcome Supermarket
百佳超卓品牌大賞2018之「至尊超市名牌」 "Supreme Supermarket Brand" of PARKnSHOP Super Brands Award 2018	卡樂B Calbee	百佳超級市場 PARKnSHOP Supermarket
百佳超卓品牌大賞2018之「星級超市名牌(零食)」 "Star Supermarket Brand (Snack)" of PARKnSHOP Super Brands Award 2018	卡樂B Calbee	百佳超級市場 PARKnSHOP Supermarket
香港名牌標識(TOP標) Hong Kong Top Brand Mark (Top Mark)	金城牌 Maid Brand	香港品牌發展局及香港中華廠商聯合會 Hong Kong Brand Development Council and The Chinese Manufacturers' Association of Hong Kong
香港Q標計劃30年以上認證 HK Q-Mark Product Scheme for over 30 years - Q-Mark Licence	金牌火腿 Maid Ham	香港優質標誌局 Hong Kong Q-Mark Council

部份嘉許/獎項只提供官方中文名稱。  
Certain recognition/awards are only provided with official Chinese name.







# 懷舊版粒粒橙



係食得嘅橙汁

FINANCIAL HIGHLIGHTS

財務摘要

Year ended 31 March  
截至三月三十一日止年度

		2020 二零二零年 HK\$'000 港幣千元	2019 二零一九年 HK\$'000 港幣千元	Change 同期比 (%)
		Notes 附註		
<b>Key items of consolidated statement of profit or loss</b>		<b>主要綜合損益表項目</b>		
Revenue	收入	2,928,037	3,028,987	-3.3
Gross Profit	毛利	852,591	972,784	-12.4
EBITDA	未計利息、所得稅、折舊及攤銷前溢利	1 78,718	151,326	-48.0
Profit/(loss) attributable to equity holders of the Company	歸屬於本公司權益所有者溢利／(虧損)	(19,808)	30,161	N/A
<b>Key financial ratios</b>		<b>主要財務比率</b>		
Gross profit margin	毛利率	29.1%	32.1%	
Net profit/(loss) margin	純利／(淨虧損)率	2 -0.7%	1.0%	
Inventory turnover days	存貨周轉天數	3 62	63	
Trade receivables turnover days	應收貿易賬款周轉天數	4 69	70	
Trade payables turnover days	應付貿易賬款周轉天數	3 32	34	

Notes:

- EBITDA refers to earnings before interest (other than interest on lease liabilities), income tax, depreciation of property, plant and equipment (excluding right-of-use assets), depreciation of right-of-use assets relating to prepaid land lease payments and leasehold land, and amortisation but exclude share of profits and losses of associates.
- Net profit/(loss) margin is calculated as profit/(loss) attributable to equity holders of the Company divided by revenue.
- The calculation of inventory and trade payables turnover days is based on the average of the opening and closing balances divided by cost of sales and multiplied by number of days for the year.
- The calculation of trade receivables turnover days is based on the average of the opening and closing balances divided by revenue and multiplied by number of days for the year.

During the year, revenue of the Group was HK\$2,928,037,000 (2019: HK\$3,028,987,000) representing a decrease of 3.3%. Gross profit as a percentage of the revenue was 29.1% (2019: 32.1%) for the year. Accordingly, gross profit decreased from HK\$972,784,000 in the previous year to HK\$852,591,000 in the year, representing a decrease of HK\$120,193,000 which is equivalent to a decrease of 12.4%. EBITDA of the Group for the year was HK\$78,718,000 (2019: HK\$151,326,000) and loss attributable to equity holders of the Company for the year was HK\$19,808,000 (2019: profit HK\$30,161,000). The financial performance of the Group during the year was impacted adversely by the impacts of the outbreak of COVID-19 in the last quarter of the financial year and the social movement in Hong Kong in the second half of 2019 on the businesses of the restaurants and retail shops of the Group.

附註:

- 未計利息(租賃負債利息除外)、所得稅、物業、廠房及設備折舊(不包括使用權資產)、預付土地租賃付款及租賃土地相關使用權資產折舊及攤銷前溢利(不包括應佔聯營公司溢利及虧損)。
- 純利／(淨虧損)率按本公司權益所有者應佔溢利／(虧損)除以收入計算。
- 存貨及應付貿易賬款周轉天數的計算按期初及期末結餘的平均數除以銷售成本再乘以年內天數計算。
- 應收貿易賬款周轉天數的計算按期初及期末結餘的平均數除以收入再乘以年內天數計算。

年內,本集團之收入為2,928,037,000港元(二零一九年:3,028,987,000港元),下跌3.3%。本年度毛利與收入之比例為29.1%(二零一九年:32.1%)。因而,使賺取之毛利金額由去年之972,784,000港元減少至本年之852,591,000港元,亦即減少120,193,000港元,相等於減少12.4%。本年度之本集團未計利息、所得稅、折舊及攤銷前溢利為78,718,000港元(二零一九年:151,326,000港元),而本年度歸屬於本公司權益所有者虧損為19,808,000港元(二零一九年:溢利30,161,000港元)。本集團於年內之財務表現受到財政年度最後一季爆發2019冠狀病毒病及於2019年下半年香港之社會運動對餐廳及零售店業務之影響所造成之不利影響。

# Management Discussion and Analysis

## 管理層討論及分析

The decrease of the gross profit was partially offset by the reduction of selling and distribution costs to HK\$539,632,000 (2019: HK\$587,512,000), representing a decrease of HK\$47,880,000 and the reduction of administrative expenses to HK\$284,693,000 (2019: HK\$297,298,000), representing a decrease of HK\$12,605,000.

During the year sales revenue of the major items of the Group are:

毛利減少部分由銷售及分銷費用減少至539,632,000港元(二零一九年:587,512,000港元)(即減少47,880,000港元)以及行政開支減少至284,693,000港元(二零一九年:297,298,000港元)(即減少12,605,000港元)所抵銷。

於年內,本集團主要產品之銷售收入如下:

		Year ended 31 March 截至三月三十一日止年度		
		2020 二零二零年 HK\$'000 港幣千元	2019 二零一九年 HK\$'000 港幣千元	
Snack	小食	1,236,444	1,301,811	-5.0%
Confectionery	糖果	546,925	582,269	-6.1%
Ham and sausage	火腿及香腸	393,941	369,125	6.7%
Beverage and dairy products	飲料及乳製	247,490	223,010	11.0%
Food materials/ingredients	食品原料/配料	237,470	235,048	1.0%

Snack items continued to be the major items carried by the Group. The sales revenue derived from snack items recorded a decrease of 5% during the year as a result of the unfavourable external market sentiment. Various snack items of the Group such as potato chips, potato sticks, corn sticks and prawn crackers continue to be popular among the consumers of both Hong Kong and Mainland China. The Group is dedicated to bringing in more tasty snack items to the consumers in the future.

Revenue derived from confectionery items also recorded a decrease of 6% during the year. The Group offers a wide variety and brands of confectionery products including candies, chocolates, pastries and cookies to consumers of both Hong Kong and Mainland China.

Sales revenue of ham and sausage items of the Group increased by 6.7% during the year. The high quality "Maid" brand ham and sausage products produced by the Group continued to be well received by Hong Kong consumers during the year, especially during the time when people take meals at home more often.

Sales revenue of beverage and dairy products of the Group increased by 11% during the year. The Group has been introducing a variety of high quality Japanese ice-cream items to Hong Kong market during the year which helps the growth of the sales revenue of beverage and dairy products. Japanese ice-cream is well received by the consumers and has become a new market trend. With more resources allocated in promoting ice-cream items, the Group hopes to further the sales growth of ice-cream items in Hong Kong.

Sales revenue of the food materials/ingredients business of the Group increased by 1% during the year. The Group will continue to supply quality materials/ingredients to restaurants, bakery and various kinds of food manufacturing plants which are the major customers of this business.

小食繼續成為本集團之主要產品,受不利的外部市場氣氛影響,於年內錄得5%銷售下降。薯片、薯條、粟米條和蝦條等本集團多項小食產品繼續受到香港及中國內地之消費者歡迎。本集團致力於未來為客戶搜羅更多美味小食產品。

本集團之糖果產品之收入於年內亦錄得6%的下降。本集團於香港和中國內地銷售不同款式及品牌的糖果產品,包括糖果、朱古力、糕點及曲奇餅等。

本集團之火腿及香腸產品之銷售收益於年內增加6.7%。本集團之優質「金妹牌」火腿及香腸產品於年內繼續受到香港消費者歡迎,尤其是當人們在家用餐的次數增多,受歡迎度更加明顯。

本集團飲料及乳製產品於年內之銷售收益增加11%。本集團於年內在市場推出多種優質日本雪糕產品,深受消費者歡迎,日本雪糕已經成為新潮流,帶動飲料及乳製產品之銷售收益增長。隨著投放更多資源推廣雪糕產品,本集團希望進一步提升香港之雪糕產品銷售額。

本集團之食品原料/配料業務之銷售收益於年內增加1%。本集團將繼續為此業務之主要客戶餐飲企業、烘培企業及各類食品生產企業供應優質原料/配料。

### Capital, liquidity and financial resources

The Group generally finances its operations with internally generated cash flows and facilities granted by its principal bankers. As at 31 March 2020, the Group held cash and cash equivalents of HK\$506,981,000. As at 31 March 2020, the Group had banking facilities of HK\$2,326,719,000 of which 33% had been utilised. The Group had a gearing ratio of 58% as at 31 March 2020. This is expressed as the total bank borrowings to equity attributable to equity holders of the Company. Bank borrowings of the Group, denominated in Hong Kong dollars, Japanese yen and Renminbi, mainly comprise trust receipt loans and bank loans (the “Interest-bearing bank borrowings”) at prevailing market interest rates. The Interest-Bearing Bank Borrowings which are classified as current liabilities are repayable on demand or within one year and the Interest-Bearing Bank Borrowings which are classified as non-current liabilities are repayable in the second to third year.

### Charges on assets and contingent liabilities

As at 31 March 2020, the Group did not pledge any assets and had no significant contingent liabilities.

### Capital commitments

The Group had capital commitments in respect of property, plant and equipment which were contracted but not provided for in the financial statements of HK\$2,056,000 as at 31 March 2020.

### Foreign currency exposure

The Group has transactional currency exposures mainly from sales and purchases transactions in Japanese yen and Renminbi. The appreciation or devaluation of Japanese yen or Renminbi against Hong Kong dollar will have impact on the Group’s operating results.

The Group’s foreign exchange position is monitored on an ongoing basis in order to minimise the impact from the unfavourable fluctuation of foreign currencies. The Group currently does not maintain a foreign currency hedging policy.

### Staff employment and remuneration policies

The total number of employees of the Group as at 31 March 2020 was approximately 3,000. Remuneration packages are generally structured by reference to market terms and individual qualifications. Salaries and wages are normally reviewed annually based on performance appraisals and other relevant factors.

### 資本、流動資金及財政資源

本集團一般以內部流動現金及主要往來銀行授出之信貸作為業務之融資。於二零二零年三月三十一日，本集團擁有之現金及現金等值項目為506,981,000港元。於二零二零年三月三十一日，本集團擁有銀行信貸額共2,326,719,000港元，其中33%經已動用。本集團於二零二零年三月三十一日之負債資本比率為58%，亦即銀行借款總額與本公司權益所有者應佔權益之比例。本集團之銀行借款以港元、日圓及人民幣為結算貨幣，並主要為根據當時通行市場息率之信託收據貸款及銀行貸款（「須繳付利息之銀行貸款」）。分類為流動負債之須繳付利息之銀行貸款須按要求或於一年內償還，而分類為非流動負債之須繳付利息之銀行貸款須於第二年至第三年償還。

### 資產抵押及或然負債

於二零二零年三月三十一日，本集團並無任何資產抵押及重大或然負債。

### 資本承擔

於二零二零年三月三十一日，本集團就物業、廠房及設備之已訂約但未於財務報告撥備之資本承擔為2,056,000港元。

### 外匯風險

本集團之交易貨幣風險主要來自以日圓及人民幣進行之買賣交易。日圓或人民幣兌港元升值或貶值將對本集團之經營業績造成影響。

本集團持續監察外匯狀況，以將不利之外幣波動影響降至最低。本集團現時並無外幣對沖政策。

### 員工聘用及薪酬政策

本集團於二零二零年三月三十一日之聘用員工總數約3,000人。僱員薪酬一般參考市場條款及個別資歷而釐定。薪金及工資一般按表現及其他相關因素而作每年檢討。

# Management Discussion and Analysis

## 管理層討論及分析

### Environmental policies and performance

The Group recognises the importance of environmental conservation and employs various environmental protection and energy saving measures in the business operation. In general, employees are encouraged to reduce paper consumption, recycle paper and toner cartridges, use electronic communication and filing, and reduce travelling by using conference calls. The Group also installs energy saving lighting systems in the workplaces.

The factories of the Group continuously devote effort in the improvement of the water usage management and sewage treatment, atmospheric emissions and energy utilisation efficiency. The measures include construction of sewage stations to process waste water discharged from factories and enhancement of the water cooling system in factories resulted in reduction of water usage; installation of dust bag filters and fume extraction and filtration system to reduce air emissions; and review of energy consumption level on regular basis to control the usage and find out further energy saving methods.

More details on the Group's efforts in addressing environmental issues are set out in the Environmental, Social and Governance Report that follows.

### Compliance with relevant laws and regulations

Compliance procedures are in place to ensure the compliance in material respects with the relevant laws and regulations that have a significant impact on the business and operation of the Group.

### Relationships with key stakeholders

#### *Employees*

The Group recognises human resources as an important capital and emphasises on retention and development of staff.

Remuneration packages are generally structured by reference to market terms and individual qualifications. Salaries and wages are normally reviewed annually based on performance appraisals and other relevant factors. Staff performance is assessed annually under an objective framework. Interim reviews are also conducted to remunerate employees with outstanding performances. To motivate staff in achieving the Group's business goal, incentives like performance-based bonuses are rewarded to staff.

To recognise staff loyalty, prizes are awarded to long-serving staff annually as an appreciation of their long term services and commitment to the Group. The Group also launches model employee campaign each year in order to recognise the dedicated staff for their outstanding performance and contributions to the Group. The Group provides to staff both training held in-house and conducted by external organisation covering a variety of subjects on sales techniques, management skills, technical topics and personal development.

### 環保政策及表現

本集團知悉環保的重要性，並於業務營運中採用多項環保及節能措施。整體而言，本集團鼓勵員工減少紙張消耗、回收紙張及碳粉、使用電子通信及存檔，並使用電話會議以減少出差。本集團亦於工作間安裝節能照明系統。

本集團之廠房一直致力改善用水管理及污水處理、大氣排放及能源效益。有關措施包括興建污水處理站處理廠房所排出的污水，並加強廠房之水冷卻系統致使減少用水；安裝塵袋式過濾器及排煙及過濾系統以減少空氣物排放；及定期檢討能源用量水平以控制用量及尋求進一步節約方法。

有關本集團處理環境事宜之更多詳情已載於其後之環境、社會及管治報告。

### 遵守相關法律及法規

本集團設有合規程序，以確保在各重大方面遵守對本集團之業務及營運有重大影響之相關法律及法規。

### 與主要持份者之關係

#### *僱員*

本集團知悉人力資源為重要資本，重視挽留人材及員工的發展。

僱員薪酬一般參考市場條款及個別資歷而釐定。薪金及工資一般按表現及其他相關因素而作每年檢討。本集團根據一套客觀標準每年評估員工表現，亦會進行中期評估以獎勵表現優異的員工。為鼓勵員工達致集團之業務目標，本集團亦為員工設立績效花紅作為獎勵。

為對員工的忠誠作出肯定，本集團每年向資深員工授予獎項作為對該等員工為本集團長期服務及奉獻的讚賞。本集團亦每年舉辦模範員工選舉以表揚傑出員工的出色表現及貢獻。本集團為員工提供公司內部及外界組織所舉辦之培訓，內容涵蓋銷售技巧、管理技巧、技術專題及個人發展等不同範疇。

Members of the Group are accredited “Good MPF Employer 5 years” award by Mandatory Provident Fund Schemes Authority and “Manpower Developer 2013-2021” of Manpower Developer Award Scheme by Employees Retraining Board.

### *Customers*

The Group values customers’ satisfaction and trust on the products and services provided by the Group. The Group endeavors to source brand new products and produce various food products in good quality for the enjoyments of consumers in both Hong Kong and Mainland China.

Understanding the preference and feedback of consumers is important for improving the quality of the Group’s products and services. Various communication channels including customer hotline, company website and social media are in place to enhance communications with our customers.

### *Suppliers and business partners*

The Group distributes various internationally renowned brands of quality food products from many countries. Therefore, the Group places strong emphasis on relationships and communications with suppliers. The Group believes that constructive interactions and effective communications with suppliers can enhance the efficiency of the entire supply chain process including products procurement and inventory management.

The Group has developed long-standing relationships with major suppliers. The Group invites key suppliers to strategy meetings, arranges tours to the retail outlets and offices of the Group, invites them in business events and parties, and shares information about local sales performance, new products and personnel. Likewise, the Group visits the suppliers’ factories and understands their production process and products development. Personalising the relationship and getting to know one another creates a solid partnership and builds up trust on each other. Being a pioneer of importing food products from Japan to Hong Kong, the Group received appreciation letters from various Japanese business partners for the recognition of the Group’s effort in distribution of their products.

本集團成員公司榮獲強制性公積金計劃管理局頒發「積金好僱主5年」及僱員再培訓局頒發人才企業嘉許計劃之「人才企業2013-2021」。

### *客戶*

本集團重視客戶對本集團所提供產品及服務之滿意度及信心。本集團致力為香港及中國內地之客戶引入全新的產品及生產各種優質食品。

了解客戶喜好及反饋對提升本集團產品及服務質素實為重要。本集團設有不同溝通渠道以促進與客戶之溝通，包括客戶服務熱線、公司網頁及社交媒體。

### *供應商及業務夥伴*

本集團分銷來自多個國家之國際知名品牌優質食品。因此，本集團非常著重與供應商之關係及溝通。本集團相信，與供應商之建設性互動及有效溝通將提高整個供應鏈過程的效率，包括產品採購及庫存管理。

本集團與主要供應商已建立長期合作關係。本集團邀請主要供應商參與策略會議、參觀本集團之零售店舖及辦事處，邀請其參與業務活動及聚會，並分享有關地方銷售表現、新產品及員工信息。同樣地，本集團亦會造訪供應商廠房以了解彼等的生產過程及產品開發。個人化的關係及彼此了解建立了鞏固及互信的合作關係。作為從日本進口食品到香港之先驅，本集團取得多名日本業務夥伴之嘉許狀，以認同本集團分銷其貨品所付出的努力。

# Management Discussion and Analysis

## 管理層討論及分析

### Community

“Taken from Society and Give Back to Society” is always the belief of the Group. The Group is participating actively in community services, supporting the charity activities and youth programs. The Group supports the community by sponsoring its food products to different parties including Junior Police Call, schools, elderly and women’s care organisations, youth organisations, kaifong welfare organisations and federations of associations. People from different sectors can enjoy the Group’s delicate products, and share its spirit of “Eating Happily”.

### Principal risks

#### Operational risks

##### *Socioeconomic change risk*

There are many ongoing trends in society that can impact the demand for a product. Customers have more choices nowadays and have raised their expectations on food quality and variety. The Group keeps on engaging in product reformulation that makes it conform more closely to social trend. In addition, the Group keeps abreast of the current trend in retailing and catering businesses and continues to introduce brand new retailing and catering experience to the consumers.

##### *Supply chain risk – inadequate supplier performance*

The Group sources food materials and food products for production and distribution. The stability of the supply and quality of the food materials and products from vendors are critical to the business operation of the Group. In order to mitigate the risk of possible supply chain failure, the Group sources food materials and products from a portfolio of suppliers. The Group also established a stringent supplier selection process including the assessment of qualifications of suppliers, inspection of the products, visit to suppliers’ factories etc.

#### Financial risks

The financial risk management objectives and policies of the Group are shown in note 38 to the financial statements.

### 社區

「取之於社會，用之於社會」是本集團的信念。本集團積極參與社區服務、支持慈善活動及青年計劃。本集團透過贊助不同團體的活動，如少年警訊、學校、長者及婦女組織、青年團體、街坊福利會及社團聯會等，讓不同階層的人士可以享受集團美食，一同分享「食得開心」的精神。

### 主要風險

#### 營運風險

##### *社會經濟變動風險*

社會潮流轉變可影響對產品的需求。現今客戶有更多選擇，因此增加對食品質素及種類的期望。本集團不斷進行產品改良以迎合社會趨勢。此外，本集團一直留意零售及餐飲業務的現行趨勢，並繼續為客戶引進全新零售及餐飲體驗。

##### *供應鏈風險 – 供應商表現未如理想*

本集團採購食品材料及食品進行生產及分銷。供應商提供穩定及優質的食材及食品供應對本集團業務營運至關重要。為減低可能出現有關供應鏈問題的風險，本集團向眾多供應商採購食品材料及產品。本集團亦建立了嚴謹的供應商篩選程序，包括評估供應商資格、檢驗產品及參觀供應商廠房等。

#### 財務風險

本集團之財務風險管理目標及政策載於財務報告附註38。

The board of directors (the “Board”) of the Company present their report and the audited financial statements of the Group for the year ended 31 March 2020.

## PRINCIPAL ACTIVITIES AND BUSINESS REVIEW

The principal activity of the Company is investment holding. Details of the principal activities of the principal subsidiaries are set out in note 1 to the financial statements. There were no significant changes in the nature of the Group’s principal activities during the year.

A discussion and review on the business activities of the Group, including a description of the principal risks and uncertainties facing the Group and an indication of likely future development in the Group’s business, are set out in the sections headed “Chairman’s Statement” and “Management Discussion and Analysis” on pages 4 to 13 and pages 17 to 22 of this annual report, respectively. Certain financial key performance indicators, a discussion on the Group’s environment policies and performance and its compliance with the relevant laws and regulations, and an account of the Group’s relationship with its key stakeholders are included in the “Management Discussion and Analysis”. These discussions form part of this Report of the Directors.

In addition, the financial risk management objectives and policies of the Group are shown in note 38 to the financial statements.

## RESULTS AND DIVIDENDS

The Group’s loss for the year ended 31 March 2020 and the Group’s financial position at that date are set out in the financial statements on pages 79 to 203.

The Board recommends the payment of a final dividend of HK6.5 cents per ordinary share in respect of the year to shareholders on the register of members on 9 September 2020.

本公司董事會（「董事會」）謹提呈董事會報告及本集團截至二零二零年三月三十一日止年度之經審核財務報告。

## 主要業務及業務回顧

本公司之主要業務為投資控股。主要附屬公司之主要業務詳情載列於財務報告附註1。本集團主要業務之性質於年內概無重大變動。

有關本集團業務活動之討論及回顧（包括本集團面對之主要風險及不明朗因素之概述及本集團業務之可能未來發展情況說明）分別載於本年報第4至13頁及第17至22頁之「主席報告」及「管理層討論及分析」等節。若干關鍵財務表現指標、本集團環保政策及表現與其遵守相關法例及法規情況之討論以及本集團與主要持份者之關係載於「管理層討論及分析」內。該等討論構成本董事會報告之部份。

此外，本集團之財務風險管理目標及政策載於財務報告附註38。

## 業績及股息

本集團截至二零二零年三月三十一日止年度之虧損及本集團於該日之財政狀況載列於財務報告第79頁至第203頁之內。

董事會建議就本年度派發末期股息每股普通股6.5港仙予二零二零年九月九日名列股東名冊之股東。



# Report of the Directors

## 董事會報告

### SUMMARY FINANCIAL INFORMATION

A summary of the results and of the assets and liabilities of the Group for the last five financial years, as extracted from the published audited financial statements, is set out below:

### 財務資料概要

本集團過去五個財政年度之業績及資產和負債資料由已公佈及經審核的財務報告中摘取，並載列如下：

		Year ended 31 March 截至三月三十一日止年度				
		2020 二零二零年 HK\$'000 港幣千元	2019 二零一九年 HK\$'000 港幣千元	2018 二零一八年 HK\$'000 港幣千元	2017 二零一七年 HK\$'000 港幣千元	2016 二零一六年 HK\$'000 港幣千元
<b>RESULTS</b>	<b>業績</b>					
REVENUE	收入	<u>2,928,037</u>	<u>3,028,987</u>	<u>3,002,437</u>	<u>2,948,289</u>	<u>2,941,468</u>
PROFIT/(LOSS) FOR THE YEAR	年內溢利／（虧損）	<u>(14,279)</u>	<u>37,944</u>	<u>351,741</u>	<u>53,399</u>	<u>45,215</u>
Attributable to:	歸屬於：					
Equity holders of the Company	本公司的權益 所有者	<u>(19,808)</u>	<u>30,161</u>	<u>347,703</u>	<u>50,274</u>	<u>45,827</u>
Non-controlling interests	非控股權益	<u>5,529</u>	<u>7,783</u>	<u>4,038</u>	<u>3,125</u>	<u>(612)</u>
		<u>(14,279)</u>	<u>37,944</u>	<u>351,741</u>	<u>53,399</u>	<u>45,215</u>
		As at 31 March 於三月三十一日				
		2020 二零二零年 HK\$'000 港幣千元	2019 二零一九年 HK\$'000 港幣千元	2018 二零一八年 HK\$'000 港幣千元	2017 二零一七年 HK\$'000 港幣千元	2016 二零一六年 HK\$'000 港幣千元
<b>ASSETS AND LIABILITIES</b>	<b>資產及負債</b>					
TOTAL ASSETS	總資產	<u>2,893,776</u>	<u>2,553,811</u>	<u>2,814,342</u>	<u>2,763,762</u>	<u>2,879,798</u>
TOTAL LIABILITIES	總負債	<u>(1,548,578)</u>	<u>(1,079,251)</u>	<u>(1,176,209)</u>	<u>(1,416,029)</u>	<u>(1,483,387)</u>
		<u>1,345,198</u>	<u>1,474,560</u>	<u>1,638,133</u>	<u>1,347,733</u>	<u>1,396,411</u>

The information set out above does not form part of the audited financial statements.

此項概要並不構成經審核財務報告的一部份。

## SUMMARY FINANCIAL INFORMATION (continued)

The Group has adopted HKFRS 16 *Leases* using the modified retrospective method with the date of initial application of 1 April 2019. Under this method, the standard has been applied retrospectively with the cumulative effect of initial adoption recognised as an adjustment to the opening balance of equity at 1 April 2019, and the comparative information as at 31 March 2019 and for the year ended 31 March 2019 was not restated and continued to be reported under HKAS 17 and related interpretations.

## SHARE CAPITAL

There were no movements in either the Company's authorised or issued share capital during the year.

## PRE-EMPTIVE RIGHTS

There are no provisions for pre-emptive rights under the Company's articles of association or the laws of the Cayman Islands which would oblige the Company to offer new shares on a pro rata basis to existing shareholders.

## DISTRIBUTABLE RESERVES

At 31 March 2020, the Company's reserves available for cash distribution and/or distribution in specie amounted to HK\$291,555,000, of which HK\$24,977,000 has been proposed as a final dividend for the year.

## DIRECTORS

The directors of the Company during the year were:

### Executive directors:

TAI Tak Fung, Stephen (*Chairman*)  
WU Mei Yung, Quinly (*Vice Chairman*)  
TAI Chun Kit (*Managing Director*)  
MAN Wing Cheung, Ellis  
WU Wing Biu  
NAM Chi Ming, Gibson

### Independent non-executive directors:

LEUNG Mei Han  
CHAN Yuk Sang, Peter  
Tsunao KIJIMA

## 財務資料概要 (續)

本集團已採納經修訂追溯法(首次應用日期為二零一九年四月一日)採納香港財務報告準則第16號租賃。根據此方法,該準則已獲追溯應用,而首次採納的累計影響於二零一九年四月一日權益年初結餘中作出調整,而於二零一九年三月三十一日及截至二零一九年三月三十一日年度之比較資料不予重列,並繼續根據香港會計準則第17號及相關詮釋呈報。

## 股本

本公司之法定或已發行股本於年內並無任何變動。

## 優先購股權

本公司之公司組織章程細則或開曼群島之法例,並無規定本公司必須向其現有股東按持股比例發行新股份之優先購買權。

## 可供分派儲備

於二零二零年三月三十一日,本公司可供以現金分派及/或實物分派之儲備為291,555,000港元,其中24,977,000港元已建議作為本年度的末期股息。

## 董事

年內,本公司之董事芳名如下:

### 執行董事:

戴德豐 (*主席*)  
胡美容 (*副主席*)  
戴進傑 (*董事總經理*)  
文永祥  
胡永標  
藍志明

### 獨立非執行董事:

梁美嫻  
陳玉生  
木島綱雄

# Report of the Directors

## 董事會報告

### DIRECTORS (continued)

In accordance with article 119 of the articles of association of the Company, Mr. Nam Chi Ming, Gibson, Mr. Chan Yuk San, Peter and Mr. Tsunao Kijima shall retire and being eligible, will offer themselves for re-election at the forthcoming annual general meeting.

The Company has received annual confirmations of independence from Ms. Leung Mei Han, Mr. Chan Yuk Sang, Peter and Mr. Tsunao Kijima pursuant to Rule 3.13 of the Rules Governing the Listing of Securities on The Stock Exchange of Hong Kong Limited (the “Stock Exchange”) (the “Listing Rules”) and still considers them to be independent.

### DIRECTORS’ SERVICE CONTRACTS

None of the directors who is proposed for re-election at the forthcoming annual general meeting has a service contract with the Company which is not determinable by the Company within one year without payment of compensation, other than statutory compensation.

### DIRECTORS’ REMUNERATION

The directors’ remuneration is determined by the Company’s board of directors with reference to directors’ duties, responsibilities and performance and the results of the Group, and reviewed by the remuneration committee of the Group. Particulars of the duties and responsibilities of the remuneration committee are set out in “Corporate Governance Report” of this annual report.

### PERMITTED INDEMNITY PROVISION

Pursuant to the Company’s articles of association and subject to the provisions of the Companies Law of the Cayman Islands, every director or other officer of the Company shall be entitled to be indemnified out of assets of the Company against all losses or liabilities which he may sustain or incur in or about the execution of the duties of his office or otherwise in relation thereto. The Company has arranged appropriate directors’ and officers’ liability insurance coverage for the directors and officers of the Group.

### DIRECTORS’ INTERESTS IN TRANSACTIONS, ARRANGEMENTS OR CONTRACTS

No director or a connected entity of a director had a material interest, either directly or indirectly, in any transactions, arrangements or contracts of significance to the business of the Group to which the Company or any of the Company’s subsidiaries was a party during the year.

### 董事 (續)

根據本公司之組織章程細則第119條，藍志明先生、陳玉生先生及木島綱雄先生將於即將舉行之股東周年大會上退任，惟彼等均符合資格並願意膺選連任。

本公司已收到梁美嫻女士、陳玉生先生及木島綱雄先生根據香港聯合交易所有限公司(「聯交所」)證券上市規則(「上市規則」)第3.13條有關其獨立性作出的年度確認函，而本公司認為彼等均屬獨立人士。

### 董事服務合約

擬於即將舉行之股東周年大會上重選連任之董事，並無與本公司訂立任何不可於一年內在不予賠償(法定賠償除外)的情況下終止之服務合約。

### 董事酬金

董事酬金乃由本公司董事會根據各董事之職務、職責及表現以及本集團業績釐定，並由本集團薪酬委員會檢閱。薪酬委員會之職責及責任的詳細資料載於本年報「企業管治報告」內。

### 獲准許的彌償保證條文

根據本公司之組織章程細則及開曼群島公司法之條文，本公司各董事或其他高級職員有權就其執行職務或有關其職務之其他方面所蒙受或產生之所有損失或責任，從本公司之資產中獲得彌償。本公司已為本集團董事及高級職員安排適當之董事及高級職員責任保險。

### 董事於交易、安排或合約之權益

於年度內，各董事或其關連實體概無於本公司或其任何附屬公司之任何與本集團業務有關的重大交易、安排或合約中直接或間接擁有重大權益。

**DIRECTORS' AND CHIEF EXECUTIVE'S INTERESTS AND/OR SHORT POSITIONS IN THE SHARES AND UNDERLYING SHARES OF THE COMPANY OR ANY ASSOCIATED CORPORATION**

As at 31 March 2020, the interests and short positions of the directors and chief executive of the Company in the shares and underlying shares of the Company or any of its associated corporation (within the meaning of Part XV of the Securities and Futures Ordinance (the "SFO")) as recorded in the register required to be kept by the Company under section 352 of the SFO, or as otherwise notified to the Company and the Stock Exchange pursuant to the Model Code for Securities Transactions by Directors of Listed Issuers (the "Model Code") contained in Appendix 10 of the Listing Rules, were as follows:

**Long positions in the ordinary shares of the Company:**

Name of directors	董事名稱	Notes 附註	Capacity	身份
Tai Tak Fung, Stephen	戴德豐	(i)	Interest of controlled corporations	控制公司權益
Wu Mei Yung, Quinly	胡美容	(ii)	Interest of spouse and interest of controlled corporations	配偶權益及控制公司權益

Notes:

- (i) Such shares comprise:
- (a) 70,000,000 shares, representing approximately 18.22% of the Company's total issued shares, are held by Careful Guide Limited ("CGL") which is wholly owned by Mr. Tai Tak Fung, Stephen;
- (b) 74,250,000 shares, representing approximately 19.32% of the Company's total issued shares, are held by Special Access Limited ("SAL") which is wholly owned by Mr. Tai Tak Fung, Stephen and his spouse, Ms. Wu Mei Yung, Quinly. Accordingly, Mr. Tai Tak Fung, Stephen and Ms. Wu Mei Yung, Quinly are deemed to be interested in the 74,250,000 shares of the Company held by SAL; and

**董事及最高行政人員於本公司或任何相聯法團股份及相關股份之權益及／或淡倉**

於二零二零年三月三十一日，本公司董事及最高行政人員於本公司或其任何相聯法團（定義見證券及期貨條例（「證券及期貨條例」）第XV部）之股份及相關股份中，擁有本公司根據證券及期貨條例第352條規定所存置之登記冊所記錄，或根據上市規則附錄10所載之上市發行人董事進行證券交易的標準守則（「標準守則」）須知會本公司及聯交所之權益及淡倉如下：

**於本公司普通股股份之好倉：**

Number of ordinary shares held/interested	Approximate percentage of the Company's total issued shares
持有／擁有普通股股份數目	估本公司已發行股份總數概約百分比
259,478,000	67.52%
259,478,000	67.52%

附註：

- (i) 有關股份包括：
- (a) 70,000,000股股份（佔本公司已發行股份總數約18.22%）乃由Careful Guide Limited（「CGL」）持有，該公司由戴德豐先生全資擁有；
- (b) 74,250,000股股份（佔本公司已發行股份總數約19.32%）乃由Special Access Limited（「SAL」）持有，該公司由戴德豐先生及其配偶胡美容女士全資擁有。因此，戴德豐先生及胡美容女士均被視為於SAL所持有之74,250,000股本公司股份中擁有權益；及

# Report of the Directors

## 董事會報告

### DIRECTORS' AND CHIEF EXECUTIVE'S INTERESTS AND/OR SHORT POSITIONS IN THE SHARES AND UNDERLYING SHARES OF THE COMPANY OR ANY ASSOCIATED CORPORATION (continued)

Long positions in the ordinary shares of the Company: (continued)

Notes: (continued)

- (i) Such shares comprise: (continued)
- (c) 115,228,000 shares, representing approximately 29.98% of the Company's total issued shares, are held by Capital Season Investments Limited ("CSI"). CSI is wholly owned by Advance Finance Investments Limited ("AFI") which is a wholly-owned subsidiary of Hong Kong Food Investment Holdings Limited ("HKFH"). Accordingly, HKFH is deemed to be interested in the 115,228,000 shares of the Company. HKFH is owned as to 0.07% by the Company, 2.59% by Mr. Tai Tak Fung, Stephen, 20.38% by SAL, and 11.91% by CGL. As Ms. Wu Mei Yung, Quinly is the spouse of Mr. Tai Tak Fung, Stephen, Ms. Wu Mei Yung, Quinly is deemed to be interested in the shares of Mr. Tai Tak Fung, Stephen and vice versa. Therefore, Mr. Tai Tak Fung, Stephen and his spouse, Ms. Wu Mei Yung, Quinly are considered to have deemed interests in the 115,228,000 shares of the Company by virtue of their interests in HKFH.
- (ii) As mentioned in note (i)(b) above, Ms. Wu Mei Yung, Quinly and her spouse, Mr. Tai Tak Fung, Stephen are deemed to be interested in the 74,250,000 shares of the Company held by SAL. In addition to the deemed interests of 115,228,000 shares in the Company's total issued shares as stated in note (i)(c) above, Ms. Wu Mei Yung, Quinly is also deemed to be interested in the 70,000,000 shares of the Company through the interests of her spouse, Mr. Tai Tak Fung, Stephen, in CGL as mentioned in note (i)(a) above.

Save as disclosed above, as at 31 March 2020, none of the directors and chief executive of the Company had any interests or short positions in the shares and underlying shares of the Company or any of its associated corporation (within the meaning of Part XV of the SFO) as recorded in the register required to be kept by the Company under section 352 of the SFO, or as otherwise notified to the Company and the Stock Exchange pursuant to the Model Code.

During the year ended 31 March 2020, none of the directors and chief executive of the Company (including their spouses and children under 18 years of age) had been granted or exercised, any rights to subscribe for shares of the Company required to be disclosed pursuant to the SFO.

### 董事及最高行政人員於本公司或任何相聯法團股份及相關股份之權益及／或淡倉 (續)

於本公司普通股股份之好倉：(續)

附註：(續)

- (i) 有關股份包括：(續)
- (c) 115,228,000股股份(佔本公司已發行股份總數約29.98%)乃由Capital Season Investments Limited(「CSI」)持有。CSI由Advance Finance Investments Limited(「AFI」)全資擁有，而AFI則為香港食品投資控股有限公司(「香港食品」)之全資附屬公司。因此，香港食品被視為擁有本公司115,228,000股股份。香港食品分別由本公司擁有0.07%，戴德豐先生擁有2.59%，SAL擁有20.38%，及CGL擁有11.91%。由於胡美容女士為戴德豐先生之配偶，胡美容女士被視為擁有戴德豐先生之股份權益，反之亦然。因此，戴德豐先生及其配偶胡美容女士透過彼等於香港食品之權益被視為持有本公司115,228,000股股份。
- (ii) 誠如上文附註(i)(b)所述，胡美容女士及其配偶戴德豐先生均被視為於SAL所持有之74,250,000股本公司股份中擁有權益。除上文附註(i)(c)所述被視為於本公司已發行股份總數之115,228,000股股份中擁有權益外，誠如上文附註(i)(a)所述，胡美容女士亦透過其配偶戴德豐先生之權益而被視為於CGL之70,000,000股本公司股份中擁有權益。

除上述所披露者外，於二零二零年三月三十一日，本公司董事及最高行政人員於本公司或其任何相聯法團(定義見證券及期貨條例第XV部)之股份及相關股份中，均無擁有本公司根據證券及期貨條例第352條所須存置之登記冊所記錄，或根據標準守則須知會本公司及聯交所之權益或淡倉。

於截至二零二零年三月三十一日止年度內，本公司董事及最高行政人員(包括彼等之配偶及未滿十八歲的子女)均無獲授予或行使任何權利藉以認購本公司股份，而須根據證券及期貨條例予以披露。

## DIRECTORS' RIGHTS TO ACQUIRE SHARES OR DEBENTURES

Save as disclosed above, at no time during the year were rights to acquire benefits by means of the acquisition of shares in or debentures of the Company granted to any of the directors or their respective spouses or minor children, or were any such rights exercised by them; or was the Company, its holding company, or any of its subsidiaries or fellow subsidiaries a party to any arrangement to enable the directors to acquire such rights in any other body corporate.

## SUBSTANTIAL SHAREHOLDERS' INTERESTS AND/OR SHORT POSITIONS IN THE SHARES AND UNDERLYING SHARES OF THE COMPANY

As at 31 March 2020, the following parties (other than the directors and chief executive of the Company as disclosed above) had interests of 5% or more in the issued shares of the Company as recorded in the register required to be kept by the Company under section 336 of the SFO:

### Long positions in the ordinary shares of the Company:

Name of substantial shareholders	主要股東名稱	Note 附註	Capacity	身份	Number of ordinary shares held/interested 持有／擁有普通股股份數目	Approximate percentage of the Company's total issued shares 估本公司已發行股份總數概約百分比
SAL			Beneficial owner	實益擁有人	74,250,000	19.32%
CGL			Beneficial owner	實益擁有人	70,000,000	18.22%
CSI			Beneficial owner	實益擁有人	115,228,000	29.98%
AFI		(i)	Interest of controlled corporation	控制公司權益	115,228,000	29.98%
HKFH	香港食品	(i)	Interest of controlled corporation	控制公司權益	115,228,000	29.98%

Note:

(i) The entire issued share capital of CSI is held by AFI which in turn is wholly owned by HKFH. Accordingly, each of AFI and HKFH is deemed to be interested in the same 115,228,000 shares of the Company held by CSI.

## 董事購買股份或債券之權利

除上文披露者外，年內，本公司並無授予權利給董事或彼等各自之配偶或未成年之子女以透過購買本公司之股份或債券而獲取利益或行使該等權利；本公司、其控股公司或其任何附屬公司或同系附屬公司亦無訂立任何安排以致董事購入任何其他法人團體之該等權利。

## 主要股東於本公司股份及相關股份之權益及／或淡倉

於二零二零年三月三十一日，以下人士（上文所披露之本公司董事及最高行政人員除外）於本公司根據證券及期貨條例第336條之規定所須存置之登記冊所記錄擁有本公司已發行股份5%或以上之權益：

### 於本公司普通股股份之好倉：

Name of substantial shareholders	主要股東名稱	Note 附註	Capacity	身份	Number of ordinary shares held/interested 持有／擁有普通股股份數目	Approximate percentage of the Company's total issued shares 估本公司已發行股份總數概約百分比
SAL			Beneficial owner	實益擁有人	74,250,000	19.32%
CGL			Beneficial owner	實益擁有人	70,000,000	18.22%
CSI			Beneficial owner	實益擁有人	115,228,000	29.98%
AFI		(i)	Interest of controlled corporation	控制公司權益	115,228,000	29.98%
HKFH	香港食品	(i)	Interest of controlled corporation	控制公司權益	115,228,000	29.98%

附註：

(i) AFI持有CSI全部已發行股本，而AFI則由香港食品全資擁有。因此，AFI及香港食品均被視為於CSI所持有之本公司115,228,000股股份中擁有同等權益。

### **SUBSTANTIAL SHAREHOLDERS' INTERESTS AND/OR SHORT POSITIONS IN THE SHARES AND UNDERLYING SHARES OF THE COMPANY (continued)**

Save as disclosed above, to the best knowledge of the directors of the Company, as at 31 March 2020, no persons (other than the directors of the Company whose interests are set out in the above section headed "Directors' and chief executive's interests and/or short positions in the shares and underlying shares of the Company or any associated corporation") had any interests or short positions in the shares and underlying shares of the Company which were recorded in the register required to be kept by the Company under section 336 of the SFO.

### **SHARE OPTION SCHEME**

Details of the share option scheme of the Company are set out in note 31 to the financial statements.

There was no outstanding share option at the beginning or at the end of the year. During the year ended 31 March 2020, no share option has been granted under the share option scheme.

### **主要股東於本公司股份及相關股份之權益及／或淡倉 (續)**

除上述所披露者外，就本公司董事所深知，於二零二零年三月三十一日，於本公司根據證券及期貨條例第336條所須設置登記冊之紀錄中，並無人士（於上文「董事及最高行政人員於本公司或任何相聯法團股份及相關股份之權益及／或淡倉」一節擁有權益之本公司董事除外）於本公司股份及相關股份中擁有任何權益或淡倉。

### **購股權計劃**

有關本公司購股權計劃之詳情載於財務報告附註31。

於年度開始或結束時，並無尚未行使的購股權。截至二零二零年三月三十一日止年度，並無根據購股權計劃授出任何購股權。

## PROFILES OF DIRECTORS AND SENIOR MANAGEMENT

### Executive Directors

**Dr. the Honourable TAI Tak Fung, Stephen**, GBM, GBS, SBS, JP, PhD (*honoris causa*), aged 72, has been an executive director of the Company since June 1993. Dr. Tai is the founder and chairman of the Group, in charge of corporate and policy planning. He has been awarded the Grand Bauhinia Medal, Gold Bauhinia Star, Silver Bauhinia Star and Justice of the Peace by the Government of the Hong Kong Special Administrative Region. He served as a member of the National Committee of the Chinese People's Political Consultative Conference ("CPPCC") from 2003 to 2018, during which period he was a standing committee member of the CPPCC from 2008 to 2018. He is currently a standing committee member of the Guangdong Provincial Committee of the CPPCC. Dr. Tai was awarded the Order of the Rising Sun, Gold and Silver Rays by the Government of Japan in 2017 in recognition of his contributions towards the promotion of Japanese food products in China. He is currently a member of the Board of Trustees of Jinan University and serves several public positions, including the president of the Hong Kong Foodstuffs Association, the honorary president of Friends of Hong Kong Association, the founding chairman of the Hong Kong CPPCC (Provincial) Members Association, the chairman of the Hong Kong Guangdong Chamber of Foreign Investors and a special advisor to China National Food Industry Association. He received a number of awards including Industrialist of the Year Award conferred by Federation of Hong Kong Industries. Other accolades include Asia's Leading Food Entrepreneur of the Year 2020, Certificate of Honor for Business Lifetime Achievement for Producing Quality Food Products, the Worldwide Prominent Chiu Chow Business Leader Award 2012-2013, the World Outstanding Chinese Award, the Philanthropist Award of the Grand Charity Ceremony 2011, the 30th Food Industry Distinguished Service Award of Japan, the Award of the Ministry of Agriculture, Forestry and Fisheries of Japan for the Overseas Promotion of Japanese Food, the Outstanding Contribution Award of the China National Food Industry, the China Food Safety Annual Conference Award of Distinguished Management Entrepreneur, "Honourable Citizen of Shantou City", "Honourable Citizen of Guangzhou City" and "Honourable Citizen of Jilin City" in Mainland China. He is also the chairman and an executive director of Hong Kong Food Investment Holdings Limited ("HKFH"), a substantial shareholder of the Company and the shares of which are listed on the Main Board of the Stock Exchange, and a director of Careful Guide Limited and Special Access Limited, both of which are the substantial shareholders of the Company. Dr. Tai is the spouse of Dr. Wu Mei Yung, Quinly, the vice chairman and executive director of the Company and the father of Mr. Tai Chun Kit, the managing director and executive director of the Company. He is also a brother-in-law of Mr. Wu Wing Biu, an executive director of the Company.

## 董事及高級管理人員履歷簡介

### 執行董事

**戴德豐**博士，大紫荊勳賢，GBS，SBS，太平紳士，榮譽工商管理博士，72歲，自一九九三年六月起出任為本公司執行董事。戴博士為本集團之創辦人兼主席，掌管企業及政策規劃。彼獲香港特別行政區政府授予香港大紫荊勳章、金紫荊星章、銀紫荊星章及太平紳士。戴博士於2003年至2018年擔任全國政協委員，於此期間由2008年至2018年擔任全國政協常委。彼現在擔任廣東省政協常委。戴博士於2017年獲日本政府頒授「旭日雙光章」，表揚他對日本食品在中國普及化作出的貢獻。彼現時為暨南大學校董，並出任多個社會公職，包括香港食品商會會長、香港友好協進會永遠榮譽會長、港區省級政協委員聯誼會創會主席、香港廣東外商公會主席及中國食品工業協會特邀顧問。彼又曾榮獲多項獎項，包括由香港工業總會頒發的傑出工業家獎，其他獲得的殊榮包括亞洲領先食品企業家年度獎2020、優質食品終身成就獎、2012-2013全球傑出潮商領袖獎、世界傑出華人獎、2011南方·華人慈善盛典年度「慈善人物」獎、日本第三十屆食品產業功勞賞、日本政府農林水產大臣獎、中國食品工業傑出貢獻獎、中國食品安全年會優秀管理企業家、中國汕頭市榮譽市民、廣州市榮譽市民及吉林市榮譽市民。戴博士同時為香港食品投資控股有限公司（「香港食品」）之主席兼執行董事，該公司為本公司主要股東，其股份於聯交所主板上市。彼亦為Careful Guide Limited及Special Access Limited之董事，此兩間公司均為本公司之主要股東。戴博士為本公司副主席兼執行董事胡美容博士之配偶及本公司董事總經理兼執行董事戴進傑先生之父。彼亦為本公司執行董事胡永標先生之姐夫。



# Report of the Directors

## 董事會報告

### PROFILES OF DIRECTORS AND SENIOR MANAGEMENT (continued)

#### Executive Directors (continued)

**Dr. WU Mei Yung, Quinly**, PhD (*honoris causa*), aged 67, has been an executive director of the Company since June 1993. Dr. Wu is a co-founder and the vice chairman of the Group, responsible for overseeing and coordinating the policy setting of the Group. She has more than 40 years' experience in the food and confectionery business. Dr. Wu is also a director of Careful Guide Limited and Special Access Limited, both of which are the substantial shareholders of the Company. She is the spouse of Dr. Tai Tak Fung, Stephen, the chairman and an executive director of the Company and the mother of Mr. Tai Chun Kit, the managing director and an executive director of the Company. Dr. Wu is a sister of Mr. Wu Wing Bui, an executive director of the Company.

**Mr. TAI Chun Kit**, aged 37, has been an executive director of the Company since December 2017. Mr. Tai is responsible for new business planning and the development of the Group's business associated with overseas brands. He is also overseeing the Group's operation policies and leading the Group's core business. Mr. Tai holds a Bachelor of Business Administration (Hons) degree from the City University of Hong Kong. He has extensive experience in retail management, brands development and marketing planning. He joined the Group in 2004. He is also an executive director of HKFH. Mr. Tai is also an independent non-executive director of Niche-Tech Group Limited, the shares of which are listed on GEM of the Stock Exchange. Mr. Tai is a son of Dr. Tai Tak Fung, Stephen, and Dr. Wu Mei Yung, Quinly, both are executive directors of the Company and serve the position of the chairman and vice chairman of the Company, respectively. Mr. Tai is the nephew of Mr. Wu, an executive director of the Company.

**Mr. MAN Wing Cheung, Ellis**, aged 64, has been an executive director of the Company since August 1999. Mr. Man is the finance director of the Group, responsible for corporate finance, accounting, information technology and project investments of the Group. Mr. Man has a Master of Commerce degree from the University of New South Wales in Australia. He is also a member of the CPA Australia and the Hong Kong Institute of Certified Public Accountants. He has gained extensive experience in finance and accounting from overseas multinational corporations. Mr. Man joined the Group in 1992. He is also the managing director of HKFH.

**Mr. WU Wing Bui**, aged 61, has been an executive director of the Company since June 1993. Mr. Wu is experienced in sales, marketing and merchandising and is now responsible for the establishment of close relationship with Mainland China and overseas suppliers. He has more than 30 years' experience in the food and confectionery industry. Mr. Wu joined the Group in 1978. He is a brother-in-law of Dr. Tai Tak Fung, Stephen, the chairman and an executive director of the Company, and a brother of Dr. Wu Mei Yung, Quinly, the vice chairman and an executive director of the Company. Mr. Wu is an uncle of Mr. Tai Chun Kit, the managing director and an executive director of the Company.

### 董事及高級管理人員履歷簡介 (續)

#### 執行董事 (續)

**胡美容博士**，67歲，榮譽工商管理博士，自一九九三年六月起出任本公司之執行董事。胡博士為本集團之共同創辦人兼副主席，專責掌管及協調本集團之政策制訂及策略規劃。彼於食品及糖果業擁有逾40年經驗。胡博士同時亦為Careful Guide Limited及Special Access Limited之董事。此兩間公司均為本公司之主要股東。彼為本公司主席兼執行董事戴德豐博士之配偶及為本公司董事總經理兼執行董事戴進傑先生之母親，亦為本公司執行董事胡永標先生之胞姊。

**戴進傑先生**，37歲，自二零一七年十二月起出任本公司之執行董事。戴先生為本集團之董事總經理，負責本集團新業務之策劃及海外品牌的業務發展，彼亦掌管集團之營運方針、領導集團之核心業務。戴先生持有香港城市大學工商管理(榮譽)學士學位。彼具有豐富之零售管理、品牌發展及市場策劃經驗。戴先生於二零零四年加入本集團。彼同時為香港食品之執行董事。戴先生現亦為駿碼科技集團有限公司之獨立非執行董事，該公司之股份於聯交所GEM上市。戴先生為戴德豐博士及胡美容博士之兒子，戴博士及胡博士均為本公司之執行董事，並分別擔任本公司之主席及副主席職務。戴先生為本公司執行董事胡永標先生之外甥。

**文永祥先生**，64歲，自一九九九年八月起出任本公司之執行董事。文先生為本集團之財務董事，負責企業融資、會計、資訊科技及項目投資。文先生持有澳洲新南威爾斯大學之商科碩士學位，同時為澳洲會計師公會及香港會計師公會會員。彼曾於海外跨國企業服務，在財務及會計方面有廣泛之經驗。文先生於一九九二年加入本集團。彼同時亦為香港食品之董事總經理。

**胡永標先生**，61歲，自一九九三年六月起出任本公司之執行董事。胡先生於銷售、市務及採購均擁有豐富經驗，現負責與中國大陸及海外供應商建立緊密聯繫。彼於食品及糖果業擁有超過30年經驗。彼於一九七八年加入本集團。彼為本公司主席兼執行董事戴德豐博士之內弟及本公司副主席兼執行董事胡美容博士之胞弟，亦為本公司董事總經理兼執行董事戴進傑先生之舅父。

## PROFILES OF DIRECTORS AND SENIOR MANAGEMENT (continued)

### Executive Directors (continued)

**Mr. NAM Chi Ming, Gibson**, aged 59, has been an executive director of the Company since April 2010. Mr. Nam is responsible for managerial controls and company secretarial affairs. He holds a Master of Business Administration degree from The Chinese University of Hong Kong. Mr. Nam is a member of the Hong Kong Institute of Certified Public Accountants, a fellow member of the Association of Chartered Certified Accountants in the United Kingdom and an associate of both The Hong Kong Institute of Chartered Secretaries and the Chartered Governance Institute. He has extensive financial and managerial experience. Mr. Nam worked in the Group from 1996 to 1999, and re-joined the Group in 2001.

### Independent Non-executive Directors

**Ms. LEUNG Mei Han**, aged 61, has been an independent non-executive director of the Company since December 1998. Ms. Leung holds a Bachelor of Commerce degree from the University of Queensland in Australia and is a fellow member of CPA Australia. Ms. Leung has more than 30 years' experience in accounting, securities, corporate finance and related areas. Ms. Leung is currently an independent non-executive director of Bossini International Holdings Limited, a company whose shares are listed on the Main Board of the Stock Exchange.

**Mr. CHAN Yuk Sang, Peter**, aged 74, has been an independent non-executive director of the Company since July 2000. Mr. Chan was the chairman of a company listed on the Stock Exchange until July 2002. He was a senior general manager of a local bank until November 1998. Mr. Chan was also an executive director of a joint Chinese foreign bank in Shenzhen until 1995. He has more than 30 years' experience in the banking and finance industry. Mr. Chan served as an independent non-executive director for a number of listed companies of Hong Kong including GOME Electrical Appliances Holding Limited from May 2004 to June 2015. Mr. Chan is currently an independent non-executive director of Steering Holdings Limited, a company whose shares are listed on the Main Board of the Stock Exchange.

## 董事及高級管理人員履歷簡介(續)

### 執行董事(續)

**藍志明先生**，59歲，自二零一零年四月起出任本公司之執行董事，藍先生負責集團管理控制及公司秘書工作。彼持有香港中文大學工商管理碩士學位。藍先生為香港會計師公會會員、英國特許公認會計師公會之資深會員、香港特許秘書公會會員，以及英國特許公司治理公會會員。彼擁有豐富之財務及管理工作經驗。彼曾於一九九六年至一九九九年在本集團服務，並於二零零一年再次加入本集團。

### 獨立非執行董事

**梁美嫻女士**，61歲，自一九九八年十二月起出任本公司之獨立非執行董事。梁女士持有澳洲昆士蘭大學商科學士學位，彼為澳洲會計師公會資深會員。彼於會計、證券、企業融資及相關業務擁有超過30年經驗。梁女士現為堡獅龍國際集團有限公司之獨立非執行董事，該公司的股份於聯交所主板上市。

**陳玉生先生**，74歲，自二零零零年七月起出任本公司之獨立非執行董事。陳先生曾為香港一家上市公司主席直至二零零二年七月。彼亦曾為本地一家銀行之高級總經理直至一九九八年十一月。於一九九五年前，陳先生一直為深圳一家中外合資銀行之執行董事。彼於銀行及金融業擁有逾30年經驗。陳先生曾為數家香港上市公司之獨立非執行董事(包括於二零零四年五月至二零一五年六月曾為國美電器控股有限公司之獨立非執行董事)，陳先生現為旭通控股有限公司之獨立非執行董事，該公司的股份於聯交所主板上市。

### PROFILES OF DIRECTORS AND SENIOR MANAGEMENT (continued)

#### Independent Non-executive Directors (continued)

**Mr. Tsunao KIJIMA**, aged 72, has been an independent non-executive director of the Company since July 2011. He holds a Bachelor of Arts degree in Economics from Keio University in Japan. Mr. Kijima was a managing executive officer of Nissin Foods Holdings Co., Ltd., a company listed on the Tokyo Stock Exchange. He was also a non-executive director of Premier Foods Plc, a company listed on the London Stock Exchange. He was the executive vice president of Mitsubishi Corporation and also the chief representative for China and Europe of Mitsubishi Corporation during different periods of time. Mr. Kijima has more than 45 years' experience of worldwide trading of processed foods, beverages, snack foods and other food products. Mr. Kijima served as a non-executive director of Lianhua Supermarket Holdings Co., Ltd., a company listed on the Main Board of the Stock Exchange, from 2001 to 2006. He was an independent non-executive director of the Company from 1997 to 2006.

#### Senior Management

**Mr. TSE Siu Wan**, aged 59, is the managing director of Hong Kong Ham Holdings Limited ("HK Ham"), a wholly-owned subsidiary of the Group, responsible for the overall strategic planning and production operation of the Group's ham manufacturing operations. He has extensive experience in the manufacturing of ham and ham related products. Mr. Tse joined HK Ham in 1980. He is also an executive director of HKFH.

**Ms. LAM Mei Chi, Clara**, aged 47, is the director of the Group's Hong Kong, Macau and overseas sales department, responsible for sales development and strategic sales management of Hong Kong, Macau and overseas markets. Ms. Lam holds a Bachelor of Business Administration degree from the Hong Kong University and a Master of Business Administration degree from The Chinese University of Hong Kong. She gained extensive experience in sales, merchandising and category management. Before joining the Group, she held senior position of merchandising department of leading supermarket chains in Hong Kong, and a reputable health and beauty chain store in Singapore. Ms. Lam joined the Group in 2008 and temporarily left in early 2015 and re-joined the Group in 2016.

**Mr. WONG Fu Hang, Derek**, aged 47, is the director of the Group's merchandising and marketing department, responsible for product purchasing and merchandising. Mr. Wong holds a Bachelor of Science degree from The University of Hong Kong. Prior to joining the Group, Mr. Wong held various marketing management role for international and Hong Kong FMCG firms and has extensive experience in marketing strategy development. Mr. Wong joined the Group in 2014.

### 董事及高級管理人員履歷簡介 (續)

#### 獨立非執行董事 (續)

**木島綱雄先生**，72歲，自二零一一年七月起出任本公司之獨立非執行董事。彼持有日本慶應大學之經濟文學士學位，木島先生曾擔任於東京證券交易所上市的日清食品控股株式會社之常務執行董事。彼亦曾擔任於倫敦證券交易所上市的Premier Foods Plc之非執行董事。彼曾為三菱商事株式會社副行政總裁及於不同時間出任三菱商事株式會社駐中國及歐洲首席代表。木島先生在加工食品、飲品、小食及其他食品之國際貿易方面擁有超過45年經驗。二零零一年至二零零六年間，木島先生曾出任聯華超市股份有限公司的非執行董事，該公司於聯交所主板上市。彼亦曾於一九九七年至二零零六年擔任本公司之獨立非執行董事。

#### 高級管理人員

**謝少雲先生**，59歲，為集團全資附屬機構香港火腿廠控股有限公司（「香港火腿廠」）之董事總經理，負責管理本集團火腿產品之整體策略規劃及生產運作。彼於火腿及有關火腿產品製造方面有豐富經驗。謝先生於一九八零年加入香港火腿廠。彼亦為香港食品之執行董事。

**林美芝小姐**，47歲，本集團港澳及海外營業部董事，負責香港、澳門及海外之銷售業務發展、策略規劃及管理。彼持有香港大學之工商管理學士學位及中文大學工商管理碩士學位。彼於銷售業務發展、市場推廣及產品類別管理擁有豐富經驗。加入本集團前，彼曾於香港大型連鎖超級市場及於新加坡之著名保健及美容連鎖店擔任採購部之高級職位。林小姐於二零零八年加入本集團，於二零一五年初曾短暫離職，並於二零一六年再次加入本集團。

**黃輔鏗先生**，47歲，本集團商品兼市務部董事，負責產品採購及市場推廣。黃先生持有香港大學理學士學位。在加入本集團前，彼曾任職於多間國際及香港快速消費品公司之市場發展管理職位，並在市務策略發展方面擁有豐富經驗。黃先生於二零一四年加入本集團。

## PROFILES OF DIRECTORS AND SENIOR MANAGEMENT (continued)

### Senior Management (continued)

**Ms. VONG Cheng I, Carmen**, aged 56, is the director of the Group's human resources department, responsible for human resources management and people strategy development. She holds a Bachelor of Business Administration degree in Human Resources Management from Simon Fraser University in Canada and a Master of Business Administration degree from The University of Hong Kong. Ms. Vong has extensive experience in Hong Kong and China on human resources management and strategic planning. Prior to joining the Group, she was the general manager, human resources for Hong Kong and China of an international FMCG firm. Ms. Vong joined the Group in 2017.

**Mr. TSE Chun Hung, Daniel**, aged 56, is the director of the Group's Catering department, responsible for strategic planning and business development of catering business. Mr. Tse holds a Bachelor of Science degree from the University of Hawaii in the United States. He gained extensive experience in sales, business development and operation management of food and beverage functions. Before joining the Group, he held senior position of catering and operations department of leading hotels and catering groups in Hong Kong. Mr. Tse joined the Group in 2017.

**Mr. WONG Hung Kin**, aged 61, is the associate director of the Group's merchandising and marketing department, responsible for product purchasing and merchandising. Mr. Wong holds a Master of Business Administration degree from the California Southern University in the United States. Prior to joining the Group, he was a marketing manager of a local wines and spirits company and has extensive experience in purchasing and marketing. Mr. Wong joined the Group in 1995.

**Mr. HO Kwok Tong, Fred**, aged 66, is the general manager of the Group's information technology department, responsible for corporate information management and information technology development. He holds a Master of Business Administration degree from the California Southern University in the United States. Mr. Ho has extensive experience in the development of management information systems. Mr. Ho joined the Group in 1994.

## MAJOR CUSTOMERS AND SUPPLIERS

In the year under review, sales to the Group's five largest customers accounted for less than 30% of the Group's total sales for the year. Purchases from the Group's five largest suppliers accounted for less than 30% of the Group's total purchases for the year.

None of the directors of the Company or any of their associates or any shareholders (which, to the best knowledge of the directors, own more than 5% of the Company's total number of issued shares) had any beneficial interest in the Group's five largest customers and suppliers.

## 董事及高級管理人員履歷簡介(續)

### 高級管理人員(續)

**王正宜小姐**，56歲，本集團人力資源及行政部董事，負責人力資源管理和策略發展。彼持有加拿大西門菲莎大學人力資源管理及工商管理學士學位和香港大學工商管理碩士學位。王小姐擁有豐富的香港和中國人力資源管理策略及計劃經驗。加入本集團之前，彼曾任職於國際快速消費品公司之香港和中國人力資源部總經理。王小姐於二零一七年加入本集團。

**謝鎮雄先生**，56歲，本集團餐飲業務部董事，負責香港、及中國內地餐飲業務發展、策略規劃及管理。彼持有美國夏威夷大學之理學士學位。彼於餐飲業務銷售發展、市場推廣及運作管理擁有豐富經驗。加入本集團前，彼曾於香港著名酒店及餐飲連鎖集團擔任餐飲業務部管理之高級職位。謝先生於二零一七年加入本集團。

**黃鴻健先生**，61歲，本集團商品兼市務部總監，負責產品採購及市場推廣。黃先生持有美國加利福尼亞南方大學工商管理碩士學位。在加入本集團前，彼為香港一間本地洋酒洋行之市務經理，並在採購及市場推廣方面擁有豐富經驗。黃先生於一九九五年加入本集團。

**何國榮先生**，66歲，本集團資訊科技部總經理，負責企業訊息管理及資訊科技發展。彼持有美國加利福尼亞南方大學工商管理碩士學位。何先生於資訊管理系統方面擁有豐富經驗。彼於一九九四年加入本集團。

## 主要客戶及供應商

於回顧年度內，本集團向五位最大客戶作出的銷售額佔本集團年度總銷售額少於30%。本集團向五位最大供應商進行之採購佔本集團年度總採購額少於30%。

本公司董事或彼等之任何關聯人士或任何股東(據董事所深知，擁有本公司已發行股份總數5%以上者)概無於本集團五位最大客戶及供應商中擁有任何實益權益。

# Report of the Directors

## 董事會報告

### PURCHASE, SALE OR REDEMPTION OF LISTED SECURITIES OF THE COMPANY

Neither the Company nor any of its subsidiaries purchased, sold or redeemed any of the Company's listed securities during the year ended 31 March 2020.

### SUFFICIENCY OF PUBLIC FLOAT

Based on information that is publicly available to the Company and within the knowledge of the directors, at least 25% of the Company's total number of issued shares were held by the public as at the date of this report.

### CORPORATE GOVERNANCE

Details of the Company's corporate governance practices are set out in the "Corporate Governance Report" of this annual report.

### AUDIT COMMITTEE

The Company has an audit committee which was established in compliance with Rule 3.21 of the Listing Rules, for the purposes of reviewing and providing supervision over the Group's financial reporting process and the risk management and internal control systems. The audit committee comprises the independent non-executive directors of the Company.

The summary of duties and works of the audit committee is set out in the "Corporate Governance Report" of this annual report.

### EVENT AFTER THE REPORTING PERIOD

Details of the significant event of the Group after the reporting period are set out in note 41 to the financial statements.

### AUDITOR

Ernst & Young retire and a resolution for their reappointment as auditor of the Company will be proposed at the forthcoming annual general meeting.

ON BEHALF OF THE BOARD

**TAI Tak Fung, Stephen**, GBM, GBS, SBS, JP  
*Chairman*

Hong Kong, 29 June 2020

### 本公司上市證券之購買、出售或贖回

本公司及其任何附屬公司於截至二零二零年三月三十一日止年度內，概無購買、出售或贖回本公司之任何上市證券。

### 足夠之公眾持股量

根據本公司所得的公開資料及就董事所知，於本報告日期，本公司已發行股份數目總額中最少25%由公眾人士持有。

### 企業管治

本公司之企業管治常規之詳情載於本年報「企業管治報告」內。

### 審核委員會

本公司之審核委員會乃按照上市規則第3.21條而設立，以審核並監督本集團之財務報告程序及風險管理及內部監控系統。審核委員會由本公司之獨立非執行董事組成。

審核委員會之職責及工作之概要載於本年報「企業管治報告」內。

### 報告期後事項

本集團於報告期後之重大事件詳情載於財務報告附註41。

### 核數師

安永會計師事務所任滿退任，惟本公司將於即將舉行之股東周年大會上提呈決議案，續聘其為本公司之核數師。

代表董事會

**戴德豐** GBM GBS SBS 太平紳士  
*主席*

香港，二零二零年六月二十九日

## ENVIRONMENT, SOCIAL AND GOVERNANCE

Headquartered in Hong Kong, the Group's operations span a wide range of food services from manufacturing and wholesale, to retail and catering. From our establishment in 1971 through today, the Group has taken conscious strides to identify ways to better all aspects of our operations, especially in regards to impacts on society and the environment. The Group is pleased to report on Environmental, Social and Governance ("ESG") issues for the year ended 31 March 2020, in accordance with the ESG Reporting Guide issued by The Stock Exchange of Hong Kong Limited.

## OUR VISION

Caring for our environment and showing commitment to our community is always a priority for the Group. This year, the Group has continued to plan and implement strategies in day-to-day operations in order to uphold our values for corporate social responsibility and environmental excellence. One of our catering businesses has been awarded as an EcoChallenger in the Bank of China Hong Kong's Corporate Environmental Leadership Awards 2019, for implementation of environmental projects involving the introduction of biodegradable and reusable food boxes, food waste recycling, and donations to the community. The Group will always endeavour to centre our operations around sustainability and socially responsible opportunities to ensure the growth of our business, alongside contributing to a more sustainable future.

## OUR ESG MANAGEMENT PROCESSES AT A GLANCE

The Group understands that awareness of staff, comprehensive company policy and effective data collection procedures are critical to the success of our ESG reporting. Similar to previous years, regular review on and refinement to data collection processes have been conducted to ensure a smooth ESG management process that is accurate, effective, and efficient.

This report covers all ESG reporting aspects identified as material to the Group and its stakeholders for this reporting year. Stakeholder engagement is regularly undertaken to ensure that any changes to ESG priorities are reflected in each year's report. These engagement sessions are a platform for communication amongst all levels of the Group to ensure that stakeholders have the opportunity to offer views and opinions on ESG issues, and are kept updated on the progress and development. This dialogue is key to the continual development of the Group's ESG management processes and visions.

This report presents a picture of the ESG performance of the Group, while covering the full scope of business operations of manufacturing, wholesaling, catering and retailing, located in Hong Kong and Mainland China.

## 環境、社會及管治

本集團總部設於香港，從生產及批發至零售及餐飲，我們的業務提供廣泛的食品服務。自一九七一年成立至今，本集團一直謀求改善業務各層面的方法，尤其是對社會及環境的影響。根據香港聯合交易所有限公司頒佈的環境、社會及管治（「ESG」）報告指引，本集團欣然報告於截至二零二零年三月三十一日止年度有關ESG事宜的概況。

## 我們的願景

愛護環境、奉獻社會，一直為本集團的首要任務。本年度，本集團繼續在日常營運中策劃並實施各項策略，以秉持企業社會責任及卓越環境的價值觀。本集團其中一項餐飲業務推行環保項目，包括引入可降解及可重用的餐盒、回收廚餘及向社區捐款，於二零一九年中銀香港企業環保領先大獎中獲授「環保優秀企業」稱號。本集團將繼續堅守可持續性及社會責任機會作為確保業務發展的核心，同時為更可持續的未來作出貢獻。

## 我們的ESG管理流程概覽

本集團深明，員工意識、完善的公司政策及有效的數據收集程序為我們順利編製ESG報告的關鍵。與往年相若，本集團定期檢討及改善數據收集程序，以確保順利進行準確、有效及高效的ESG管理程序。

本報告涵蓋所有於本報告年度被確認為對本集團及其持份者言屬重大的ESG報告層面。定期由持份者參與討論，以確保在每年報告中反映ESG事項優次的任何變動。該等討論為本集團各級人員之間的溝通平台，藉此持份者能夠就ESG事宜提出意見及看法，並緊貼最新進展及發展情況。該等對話對本集團ESG管理流程及願景的持續發展至關重要。

本報告呈列本集團的ESG績效，同時涵蓋位於香港及中國內地的製造、批發、餐飲及零售的全面業務範圍。

### FOCUS ON OUR PEOPLE AND OUR COMMUNITY

Rooted in our people-oriented culture, the Group strives to safeguard our employees by providing a safe and fulfilling workplace that encourages personal and professional well-being and growth. We also place a heavy emphasis on doing right by our customers in ensuring the safety and quality of our products, and on creating a positive impact on the community that surrounds our operations.

#### Choosing the Right People

As an equal opportunity employer, we promote fairness in the work environment, free of discrimination of any kind, including race, gender, age and ethnicity, etc. Newly recruited employees are provided with onboarding information and an employee manual with company policies, procedures and benefits. The Group strictly abides by all related legislation in choosing likeminded people with appropriate skillsets, and ensures investment in staff to provide career growth opportunities and retain a happy team.

#### Promoting A Safe Working Environment

We truly understand that a safe and healthy working environment is important to our success. The Group has established a comprehensive Health and Safety Handbook detailing all relevant policies and procedures, including emergency response procedures and off-site safety measures, to safeguard our staff's health and safety. The contents are reviewed on a regular basis and whenever necessary to ensure all information is up-to-date and relevant.

Staff in different roles have specific health and safety requirements, and our onboarding process ensures this is thoroughly explained, and can be referenced in the Health and Safety Handbook. For instance, our production area workforce requires additional health and safety measures, including annual physical health assessments and examinations, as well as a mandatory dress code that fulfils all relevant protection and hygiene requirements within the food industry, including proper footwear and facemasks. Disinfection of hands when entering and leaving our facilities has always been mandatory practice. With the onset of COVID-19, additional precautionary measures have been implemented such as recording body temperature of staff, and disinfection of walkways and common areas at least once per day.

Health and safety related training is mandatory for our new colleagues and refresher training programmes are provided on a regular basis to ensure our staff are continuously equipped with necessary knowledge for personal safety, food safety and hygiene, and special equipment operations, for while they are on the job. Training organised by relevant government departments is arranged for staff to ensure health and safety practices implemented on our premises are current with all regulations.

### 重視我們的員工及社區

本集團秉持以人為本的核心價值，我們致力為員工提供一個安全及充實的工作場所，推動個人及事業的福祉和發展。我們亦極為重視向客戶確保我們產品的安全及質量，並為業務所在的社區帶來正面影響。

#### 知人善任

作為平等機會僱主，我們提倡工作環境的公平性，杜絕任何形式的歧視（包括種族、性別、年齡及民族等）。新聘請的員工均會獲派發入職資料及員工手冊，當中載有公司政策、程序及福利。本集團嚴格遵守一切相關法例，任用志同道合及具備合適技能的人才，並確保為員工投入資源以提供事業發展機會，打造愉快團隊。

#### 建立安全工作環境

我們深明，安全及健康的工作環境對我們的成功至關重要。為保障員工的健康及安全，本集團已編製全面的健康及安全手冊，詳述所有相關政策及程序，包括緊急應變程序及在公司以外工作的安全措施。本集團定期並在有需要時檢討手冊內容，以確保所有資料為相關的最新資料。

不同崗位的員工均有特定的健康及安全要求，我們的入職流程確保該等要求得以充分解釋，同時可從健康及安全手冊中參考。例如，我們在生產廠房工作的員工需要額外的健康及安全措施，包括每年接受身體健康評估和檢查，以及符合食品行業所有相關保護及衛生規定的強制服裝標準（包括適當的鞋類及口罩）。進出我們的設施時，消毒雙手一直為強制常規。隨著2019冠狀病毒病疫情爆發，我們已實施額外的防疫措施，例如記錄員工的體溫，以及每日對通道及共用空間進行消毒至少一次。

新聘請的員工須接受健康及安全相關的強制培訓，另外定期提供進修培訓課程，以確保員工在工作期間繼續掌握更多有關人身安全、食物安全及衛生、特別設備的操作等之必備知識。我們亦為員工安排由相關政府部門舉辦的培訓，以確保我們的健康及安全常規符合所有規例。

## FOCUS ON OUR PEOPLE AND OUR COMMUNITY (continued)

### Taking Responsibility for Product Safety and Quality

Since our establishment in 1971, the Group has taken food safety and quality seriously to offer our customers strict quality assurance. We believe it is our responsibility to provide consumers with the highest level of food safety, satisfaction and nutritional value. All operational arms of the Group are steadfast in their commitment to adhering to all food industry regulations and legislation to provide top quality food products that the Group prides itself on.

Foremost, our facilities are accredited with international standards related to food safety and quality, including ISO 9001 for quality management systems, ISO 22000 for food safety management, FSSC 22000 Food Safety Management Systems, and Hazard Analysis and Critical Control Points (HACCP) Systems to ensure a high standard of operations and procedures. The Group has organised training and provided sponsorship for employees to become accredited as internal auditors. Twice a year, internal food safety inspections and system audits are conducted to identify and record issues, which are rectified as soon as possible.

Product safety is always our priority and we take supply chain management very seriously in our business operations. The Group follows strict guidance when selecting our supply chain partners to ensure the high quality of raw materials we use in our products. Valid licenses, certificates and company profiles are reviewed in detail to guarantee that our products comply with all relevant standards.

To continuously monitor the quality of our products and suppliers, an annual audit process is carried out to evaluate the performance of each supplier in terms of product value and quality, customer service and delivery efficiency. This review process ensures that all suppliers meet our stringent Group standards.

To safeguard the supply of our raw materials and ingredients, the Group chooses suppliers with consideration for geographical locations and climate. Suppliers from various locations, including Asia, Africa, Europe and North America, are selected to ensure a reliable source of raw materials to mitigate the risk of unforeseen supply difficulties resulting from extreme weather or natural disasters.

## 重視我們的員工及社區 (續)

### 為產品安全及質量盡責

自一九七一年成立以來，本集團一直重視食品安全及質量，為客戶提供嚴格的品質保證。我們相信，我們有責任為消費者提供最高水平的食品安全、滿意度及營養價值。本集團所有業務部門均堅守食品行業的所有規例及法例，繼續提供本集團引以為傲的優質食品。

首先，我們的生產設施榮獲多項與食品安全及質量相關的國際標準，包括ISO 9001質量管理體系認證、ISO 22000食品安全管理體系認證、FSSC 22000食品安全體系認證及危害分析和關鍵控制點(HACCP)體系，以確保高水準的營運及程序。本集團為員工舉辦培訓並贊助其成為內部審核員，每年進行兩次內部食品安全檢驗及系統審核，以識別及記錄問題後盡快修正。

產品安全始終是我們的首要任務，我們在業務營運中慎重實行供應鏈管理。本集團在挑選供應鏈合作夥伴時遵循嚴格指引，以確保我們在產品中使用高品質的原材料。我們詳細審閱供應商的有效執照、證書及公司簡介，以保證我們的產品符合所有相關標準。

為持續監察產品及供應商的質量，我們進行年度審核，根據產品價值及質量、客戶服務及交付效率方面評估每個供應商的績效。該審核程序確保所有供應商符合我們嚴格的集團標準。

為保障我們的原材料及配料供應，本集團在挑選供應商時考慮及地理位置和氣候因素。選擇來自亞洲、非洲、歐洲及北美洲等不同地區的供應商，以確保可靠的原材料來源並降低不可預見(極端天氣或自然災害導致)的供應困難風險。



### FOCUS ON OUR PEOPLE AND OUR COMMUNITY (continued)

#### Enriching our Staff

Investing in our staff is essential to stimulate growth of the business, and we believe that one method of promoting staff fulfilment, both professionally and personally, is through training and learning opportunities. All new staff are briefed on the Group's training policy as stated in the Employee Manual. Regular training is scheduled for all positions and levels of employees, covering topics such as product knowledge, health and safety, food management, customer engagement, and many more. The Group also strongly encourages staff to take part in relevant external training from industry-related organisations.

#### Combating Corruption

The Group strictly upholds the values of fairness and honesty throughout all arms of operations and does not tolerate bribery in any shape or form. The Group has clear anti-corruption guidelines and all newly recruited staff are briefed and provided with the Employee Handbook upon joining. Refresher training is provided to our employees on a regular basis.

The Group also applies this policy to our supply chain. Any suppliers found to be in breach of the anti-corruption policy shall have their qualifications disqualified and the relationship with the Group shall be terminated immediately.

#### Caring for the Community

We believe in giving back to the community that surrounds us, and make all efforts to be socially responsible. The Group participates actively in community activities and volunteering services, supporting charities and youth programs. This year, the Group has volunteered at a local primary school, helping to rehabilitate their facilities. We have also continued our food donations on a regular basis, working with Food Angel Hong Kong to help those in need, while reducing unnecessary food wastage.

### 重視我們的員工及社區 (續)

#### 豐富閱歷

為員工投入資源是刺激業務增長的關鍵，我們相信，提供培訓及學習機會有助促進員工的事業及個人發展。每位新聘請的員工均會瞭解到本集團員工手冊中的培訓政策。本集團定期為所有職級的員工安排培訓，主題包括產品知識、健康及安全、食品管理、顧客參與以及涉及其他多方面的主題。本集團更強烈鼓勵員工參與行業相關機構的外部培訓。

#### 打擊貪污

本集團各業務部門均堅守公平誠實的價值，絕不姑息任何形式的賄賂。本集團訂有明確的反貪污指引，所有新聘請的員工在入職時均會瞭解到並獲得員工手冊。本集團定期為員工提供進修培訓。

本集團亦將該政策應用於我們的供應鏈。任何被發現違反反貪污政策的供應商將被取消資格，並立即終止與本集團的關係。

#### 關愛社區

我們堅持回饋所在社區，並竭力承擔社會責任。本集團積極參與社區活動和義工服務，並支持慈善活動及青年計劃。本年度，本集團為本地一所小學提供義工服務，合力修復校園設施。我們亦繼續定期捐贈食物，與香港惜食堂合作並幫助有需要人士，同時減少不必要的食物浪費。

## OUR ENVIRONMENTAL PERFORMANCE

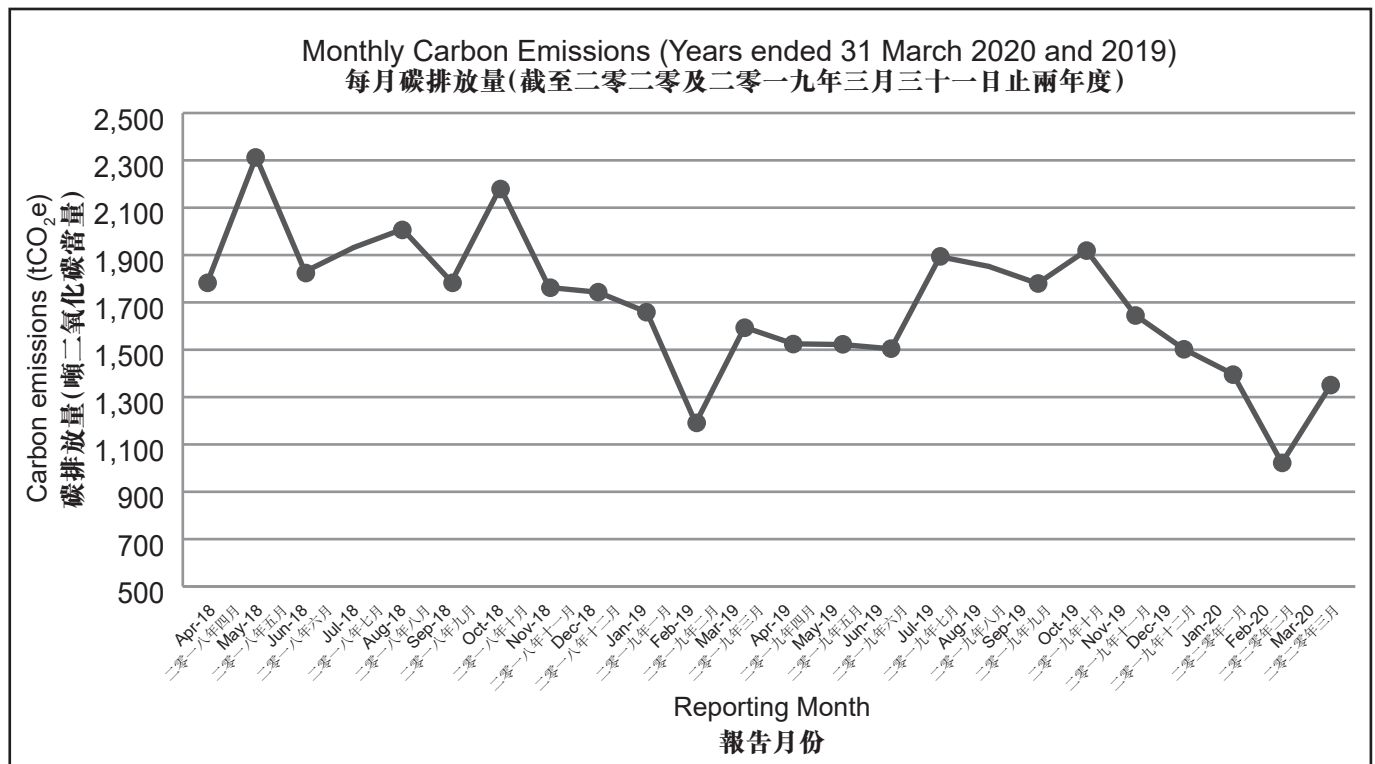
The Group has established comprehensive environmental policies, which ensures all relevant legislation is followed and abided. We are also committed to regular review of these policies to ensure they are in line with our goals for ESG excellence, to reduce the impact of our operations on the environment, and strive towards continuous improvements in our environmental performance.

Overall, for the year ended 31 March 2020, the carbon emissions of each unit of product from our operations is 0.43 kgCO<sub>2</sub>e, and our absolute carbon emissions decreased by 13% from last year.

## 我們的環境績效

本集團已制定全面的環境政策，以確保遵循並遵守所有相關法例。我們亦致力定期檢討該等政策，與我們的ESG卓越績效保持一致，減少業務對環境的負面影響，並不斷改善我們的環境績效。

整體而言，截至二零二零年三月三十一日止年度，我們營運所產生的碳排放量為每產品單位0.43千克二氧化碳當量，實際碳排放量較去年減少13%。



# Environmental, Social and Governance Report

## 環境、社會及管治報告

### OUR ENVIRONMENTAL PERFORMANCE (continued)

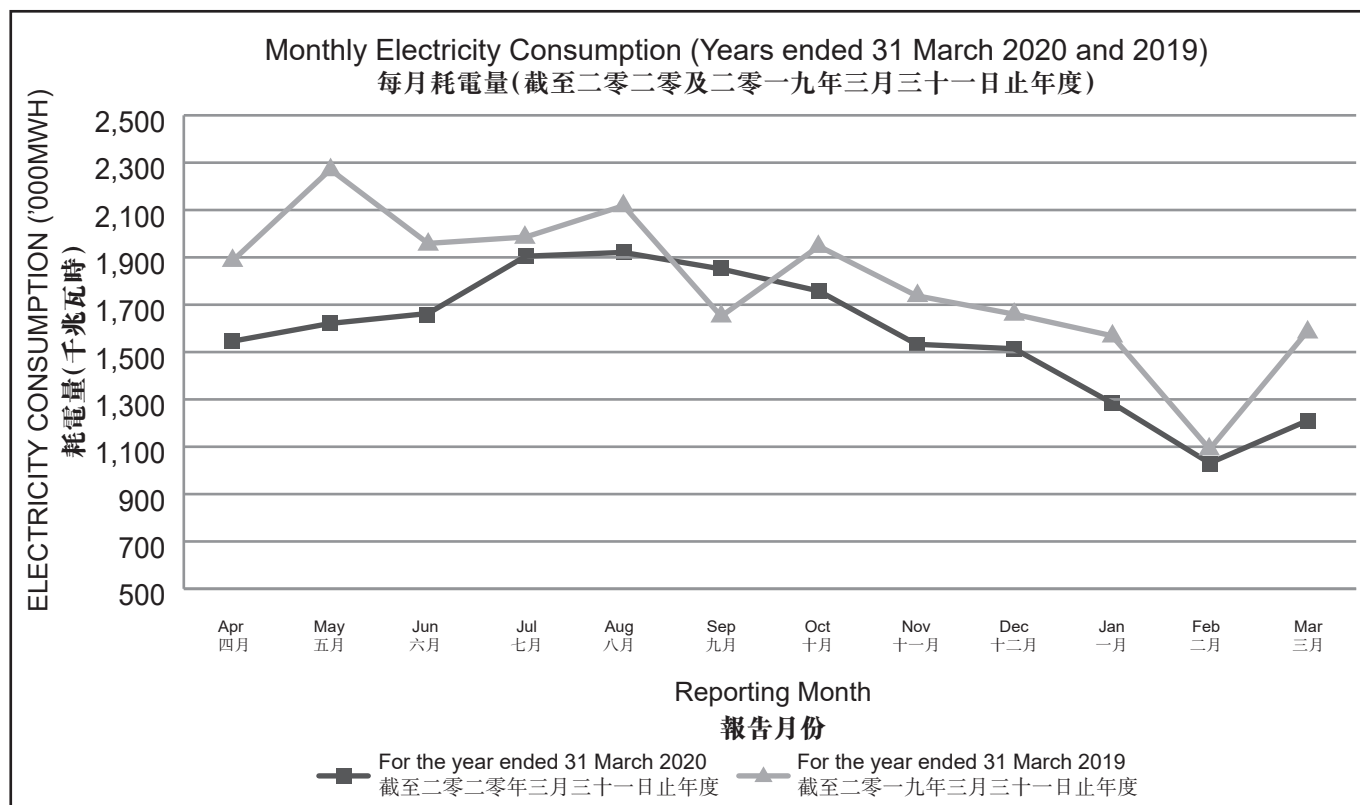
#### Resources that run our Operations

Reducing energy consumption contributes to fewer greenhouse gas emissions and less climate change impacts. As purchased electricity represents approximately 74% of our carbon emissions, the Group fully understands the efforts required and has been working to reduce the use of energy in our facilities as far as possible.

### 我們的環境績效 (續)

#### 動力之源

減少能源消耗有助抑制溫室氣體排放及氣候變化影響。由於所購買電力佔我們的碳排放量約74%，本集團深明當中所需的努力，並一直致力減少生產設施的能源消耗。



In our operations, we have been progressively replacing lighting provisions with LED lighting in all of our facilities. Lighting is switched off during lunch hours to reduce energy consumption within our manufacturing operations. Infra-red radiation detectors have been installed in washrooms, to reduce electricity usage when not in use.

我們已在營運中逐步將所有設施的照明設備更換為LED照明。在午餐時段關閉照明，以減少生產運作中的能源消耗。洗手間已安裝紅外線探測器，以減少閒置時的用電量。

Within our wholesaling operations, we use petrol and diesel in the transportation of our products using trucks. This year, we practiced conscious decision making in the purchase of new vehicles, with fuel efficiency as one of our top considerations.

在批發業務營運中，我們運輸產品的貨車使用到汽油及柴油。本年度，我們在購置新車時實行明智決策，將燃油效率作為首要考慮因素之一。

**OUR ENVIRONMENTAL PERFORMANCE**  
(continued)

**Waste Reduction**

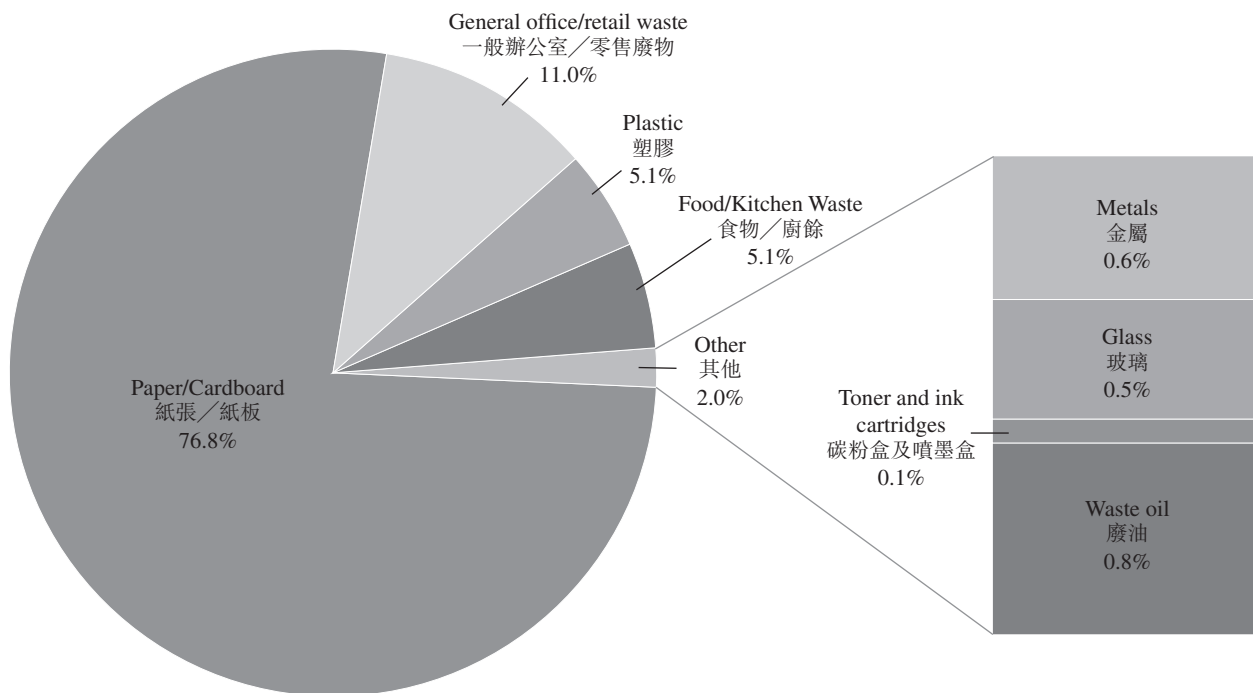
To reduce the burden on Hong Kong's landfills, the Group strives to reduce waste generated by our operations. In our line of business, we have several opportunities to cut down on waste through reducing, reusing and recycling, whether from manufacturing, packaging and even administrative activities. Similar to last year, the majority of the Group's waste is generated by our retail operations, which mainly comprises paper/cardboard. The amount of waste produced per unit of product produced this year has decreased by 25%.

**我們的環境績效 (續)**

**減廢**

為減輕香港垃圾堆填區的負擔，本集團致力減少業務所產生的廢物。在我們的業務範圍內，不論是生產、包裝，甚至行政活動，我們有若干著手點可從減少、重用及回收來減廢。與去年相若，本集團所產生之廢物大部分來自零售業務，主要包括紙張／紙板。本年度，各產品單位所產生的廢物數量已減少25%。

**Waste Generation by Type (Weight) During the Year**  
於年內廢物種類 (按重量劃分)



With a clear understanding that cutting waste generation begins with reduction at source, we continuously look for opportunities to investigate and source environmentally friendly materials. One of our catering businesses has been awarded as an EcoChallenger in the Bank of China Hong Kong's Corporate Environmental Leadership Awards 2019, which highlights the implementation of four projects.

我們深知，減少廢物產生應從源頭入手，因此我們不斷謀求研究及採購環保材料的機會。我們的其中一項餐飲業務於二零一九年中銀香港企業環保領先大獎中獲授「環保優秀企業」稱號，突顯了我們所推行四個項目的重要性。

### OUR ENVIRONMENTAL PERFORMANCE (continued)

### 我們的環境績效 (續)

#### Waste Reduction (continued)

#### 減廢 (續)

Murray Catering's EcoChallenger Projects 美利飲食的「環保優秀企業」項目		
	Environmental Project 1 環保項目1	Environmental Project 2 環保項目2
Project 項目	Using oxidizable biodegradable lunch boxes. 採用可氧化降解餐盒。	Recycling used cooking oil and food waste. 回收使用過的食油及廚餘。
Objectives 目標	To introduce the use of biodegradable lunch boxes, for distribution at schools to encourage environmental protection and awareness. 引入使用可降解餐盒，並在校園分發，以鼓勵環保及提高環保意識。	To increase resource recycling. 加強資源回收。
Project Details 項目詳情	Trialled the use of oxo-biodegradable lunch boxes. According to Material Technology Laboratory of the Hong Kong Productivity Council test results, the box complies with the relevant degradation performance after 14 days of exposure to UV-A, as per ASTM D5208 and ASTM D3826. We will be increasing the use of these lunch boxes at the new school year. 試用可氧化降解餐盒。根據香港生產力促進局材料科技部實驗室的測試結果，該餐盒經紫外線-A照射14日後，符合ASTM D5208及ASTM D3826的相關降解效能。我們會於新學年增加使用該等餐盒。	Arranged food waste bins and count the amount of food waste generated daily. Licensed companies will collect used cooking oil and food waste regularly, to be sent to the Kowloon Bay Pilot Compost Plant. 放置廚餘收集桶，並統計每日所產生的廚餘量。由持牌公司定期收集使用過的食油及廚餘，送往九龍灣廚餘試驗處理設施。
Environmental Benefits 環保效益	Annual reduction of <b>1,890,000</b> non-biodegradable lunch boxes sent to landfills, reducing pressure on landfills. 每年減少 <b>1,890,000</b> 個送往垃圾堆填區的不可降解餐盒，減輕垃圾堆填區的負擔。	Reduction of <b>41.6</b> tonnes of carbon emissions, and waste heading to landfills. 減少 <b>41.6</b> 噸碳排放及送往垃圾堆填區的廢物。
	Environmental Project 3 環保項目3	Community Participation Project 社區參與項目
Project 項目	Introducing reusable lunch boxes. 引入可重用餐盒。	Participating in Food Angel's Food Donation Program. 參與惜食堂的食物捐贈計劃。
Objectives 目標	To reduce the use of disposable lunch boxes. 減少使用一次性餐盒。	To provide food to the needy and reduce waste to landfills. 為有需要人士提供食物，並減少廢物送往垃圾堆填區。
Project Details 項目詳情	Provided reusable meal boxes for schools, to be collected for cleaning and reuse. 為學校提供可重用餐盒，可一併收集後清洗並重用。	To avoid unnecessary food wastage, Food Angel is regularly contacted for donations of excess or unused food. 為避免不必要的食物浪費，我們定期聯繫惜食堂以捐贈多餘或未使用過的食物。
Environmental Benefits 環保效益	Reduction of <b>3,000</b> disposable lunch boxes sent to landfills. 減少 <b>3,000</b> 個送往垃圾堆填區的一次性餐盒。	Provision of food assistance to the needy, and reduced food waste to be disposed. 向有需要人士提供食物援助，減少處理廚餘。

**OUR ENVIRONMENTAL PERFORMANCE**  
(continued)

**Waste Reduction** (continued)

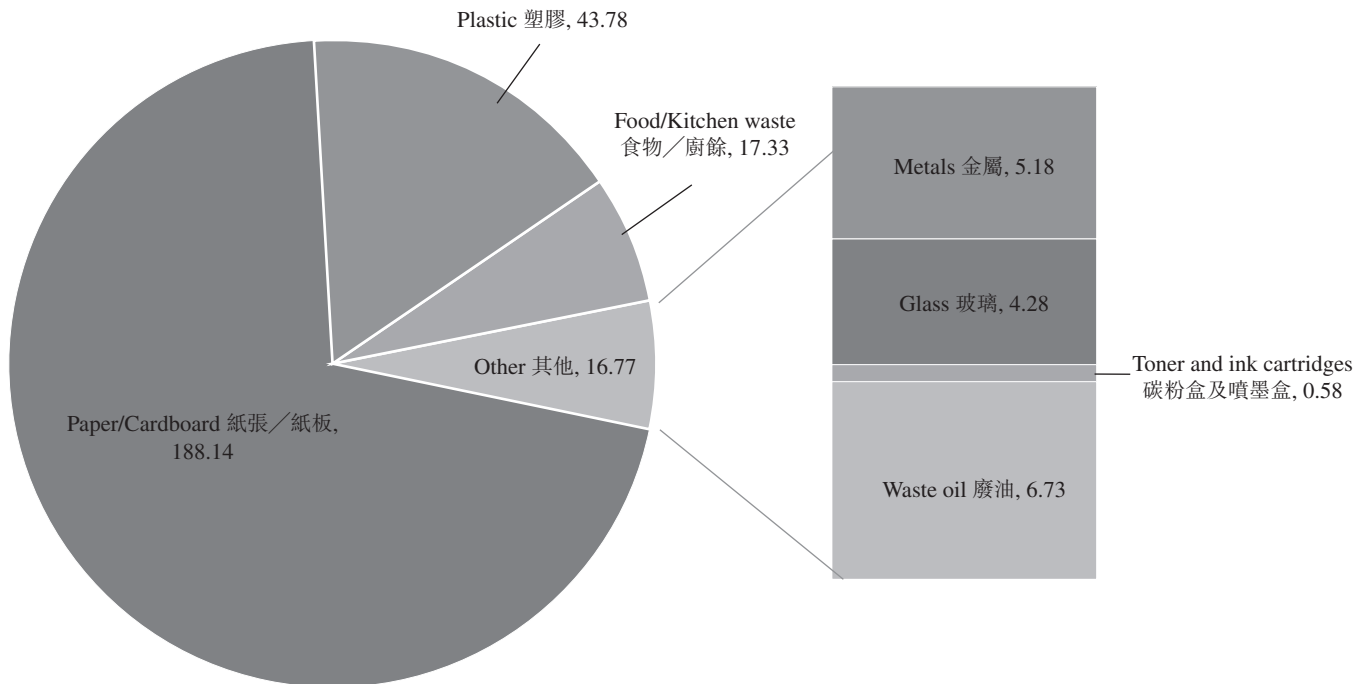
We are continuing to collaborate with our recycling partners, devising new waste management strategies, and reducing our packaging materials to further cut down our waste generation. This year, Group-wide efforts have contributed towards recycling over 31% of the total waste generated.

**我們的環境績效 (續)**

**減廢 (續)**

我們繼續與我們的回收夥伴合作，制定嶄新的廢物管理策略，並減少使用包裝材料，以進一步削減廢物產生。本年度，在本集團全體的努力下，已成功回收超過31%的所產生廢物總量。

**Recycled Waste by Type (Weight, tonnes) During the Year**  
於年內廢物種類 (按重量 (噸) 劃分)



# Environmental, Social and Governance Report

## 環境、社會及管治報告

### OUR ENVIRONMENTAL PERFORMANCE (continued)

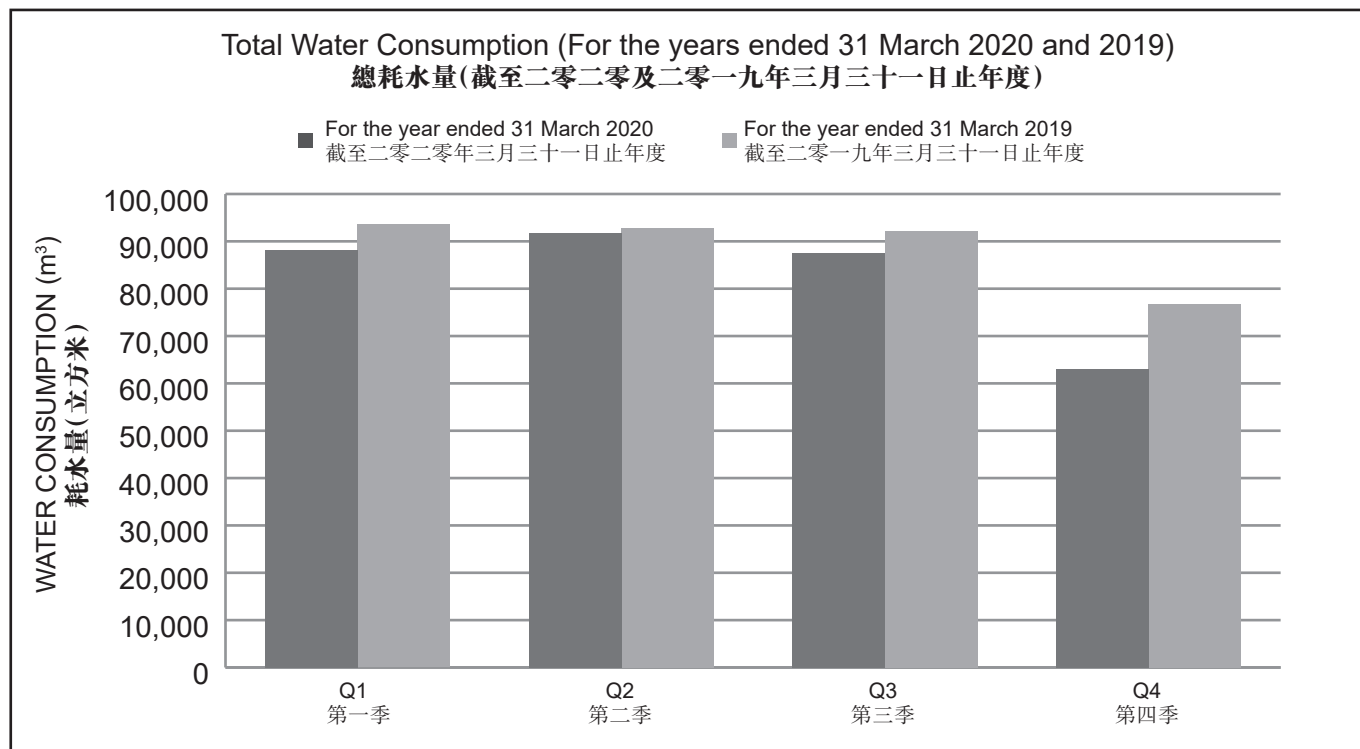
#### Water Management

Clean water is essential to the operations of our food-related business. We make use of water in the manufacturing process of our food products, in cooking operations of our restaurants and catering units, and for supporting administrative functions at our facilities.

### 我們的環境績效(續)

#### 食水管理

淨水為我們食品相關業務營運的必需品。我們在食品生產過程、餐廳及餐飲單位的烹飪過程及在我們設施的行政職能中，均會使用食水。



Many of our manufacturing facilities are equipped with wastewater treatment plants, to treat wastewater to meet legislation standards prior to discharge to the local sewage systems. Collected air-conditioning condensate is utilised for irrigation purposes and dust suppression on internal roads around our facilities on hot and dry days, to reduce our potable water consumption.

為符合法例標準，我們多項生產設施內均已配備廢水處理設備，將廢水處理後排入本地排污系統。在天氣炎熱及乾燥時，我們將所收集的空調冷凝水，用於灌溉及設施周圍的內部通道除塵，以減少我們的食水消耗。

### FORWARD THINKING

Promoting a forward-thinking and inclusive atmosphere within the Group is key to enhancing our environmental protection and social impact efforts. The Group plans to strengthen our environment-related training, with a focus on further increasing awareness and providing knowledge on resource efficiency and waste recycling. The Group will continue to collaborate closely with suppliers on the feasibility of reducing materials and environmentally friendly alternatives for packaging to further reduce waste generated.

### 前瞻

在本集團內營造具有遠見及互相包容的氣氛，是我們提升環境保護及社會影響的關鍵。本集團銳意加強與環境相關的培訓，著重進一步加深對資源效率及廢物回收的意識，並提供相關知識。本集團將繼續與供應商並肩作戰，發掘減少材料使用及採用環保包裝代替品的可行性，進一步減少廢物產生。

In the upcoming years, the Group will continue to take bigger strides as we are in the process of developing ESG targets to further enhance our positive impacts on the environment and the community through improving operational efficiencies, minimising resource use, reducing waste generation, and connecting with the community.

本集團在未來幾年將繼續踴躍奮發，現正加強我們的環境、社會及管治目標，力求透過提升營運效率、削減資源使用、減少廢物產生以及保持社區聯繫，進一步擴大我們對環境及社區的正面影響。

SUMMARY OF ENVIRONMENTAL  
PERFORMANCE DATA

環境績效數據概要

	Unit 單位	Year ended 31 March 截至三月三十一日止年度			
		2020 二零二零年		2019 二零一九年	
		Totals 總計	Unit Intensity 單位密度	Totals 總計	Unit Intensity 單位密度
<b>Emissions 排放物</b>					
Carbon 碳	tonnes CO <sub>2</sub> -e 噸二氧化碳當量	18,913	0.0004349	21,791	0.0004033
NO <sub>x</sub> 氮氧化物	kg 千克	64,046	0.0014725	89,303	0.0016528
SO <sub>x</sub> 硫氧化物	kg 千克	6	0.0000001	7	0.0000001
PM 顆粒物	kg 千克	4,081	0.0000938	6,020	0.0001114
<b>Resource Consumption 資源消耗</b>					
<b>Direct Energy Consumption 直接能源耗量</b>					
Diesel and petrol 柴油及汽油	litres 公升	805,035	0.0185091	885,959	0.0163976
Gas (LPG) 可燃氣體 (液化石油氣)	kg 千克	309,397	0.0071135	434,922	0.0080497
<b>Indirect Energy Consumption 間接能源耗量</b>					
Electricity 電力	MWh 兆瓦時	18,836	0.0004331	21,463	0.0003972
Gas 可燃氣體	'000 MJ 千兆焦耳	16,658	0.0003830	13,428	0.0002485
<b>Water Consumption 耗水量</b>					
Water 水	m <sup>3</sup> 立方米	330,466	0.0075980	355,363	0.0065772
<b>Non-hazardous Waste Generation* 所產生無害廢物*</b>					
Paper/cardboard 紙張/紙板	tonnes 噸	654	0.0000150	1,034	0.0000191
General waste 一般廢物	tonnes 噸	94	0.0000022	221	0.0000041
Plastic 塑膠	tonnes 噸	44	0.0000010	58	0.0000011
Food/kitchen waste 食物/廚餘	tonnes 噸	43	0.0000010	61	0.0000011
Other 其他	tonnes 噸	17	N/A 不適用	47	N/A 不適用
<b>Packaging Material 包裝物料</b>					
Paper 紙張	tonnes 噸	1,067	0.000522	1,279	0.000458
Plastic 塑膠	tonnes 噸	919	0.000056	920	0.000039
Metal 金屬	tonnes 噸	196	0.000429	307	0.000249
<b>Units from Operations 營運所產生單位</b>					
Units of Production/Distribution/Sold 生產/分銷/出售單位	units 單位	43,494,058	N/A 不適用	54,029,871	N/A 不適用

\* The Group's operations do not generate hazardous waste.

\* 本集團的營運不會產生有害廢物。



# Environmental, Social and Governance Report

## 環境、社會及管治報告

### SUMMARY OF ESG REPORT COVERAGE FOR THE YEAR ENDED 31 MARCH 2020

### 截至二零二零年三月三十一日止年 度ESG報告覆蓋範圍概要

Reporting Aspect 報告層面	Description 描述	Report Coverage 報告覆蓋範圍	Related Section in this Report 本報告相關章節
<b>Environment</b> 環境			
<b>Aspect A1: Emissions</b> 層面 A1：排放物			OUR ENVIRONMENTAL PERFORMANCE 我們的環境績效
Gen Disclosure 一般披露	Policies 政策	✓	
KPI A1.1 關鍵績效指標 A1.1	The types of emissions and respective emissions data 排放物種類及相關排放數據	✓	Summary of Environmental Performance Data 環境績效數據概要
KPI A1.2 關鍵績效指標 A1.2	Greenhouse gas emissions in total (in tonnes of CO <sub>2</sub> e) and where appropriate, intensity (e.g. per unit of production volume, per facility) 溫室氣體總排放量(以噸二氧化碳 當量計算)及(如適用)密度(如以 每產量單位、每項設施計算)	✓	Our Environmental Performance, Summary of Environmental Performance Data 我們的環境績效，環境績效數據 概要
KPI A1.3 關鍵績效指標 A1.3	Total hazardous waste produced (in tonnes) and where appropriate, intensity (e.g. per unit production volume, per facility) 所產生有害廢物總量(以噸計算) 及(如適用)密度(如以每產量單 位、每項設施計算)	✗	Not applicable; the Group's operations do not generate hazardous waste. 不適用，本集團的營 運不會產生有害廢 物。
KPI A1.4 關鍵績效指標 A1.4	Total non-hazardous waste produced (in tonnes) and where appropriate, intensity (e.g. per unit production volume, per facility) 所產生無害廢物總量(以噸計算) 及(如適用)密度(如以每產量單 位、每項設施計算)	✓	Waste Reduction, Summary of Environmental Performance Data 減廢，環境績效數據概要
KPI A1.5 關鍵績效指標 A1.5	Description of measures to mitigate emissions and results achieved 描述減低排放量的措施及所得成果	✓	Resources that run our Operations 動力之源
KPI A1.6 關鍵績效指標 A1.6	Description of how hazardous and non-hazardous wastes are handled, reduction initiatives and results achieved. 描述處理有害及無害廢物的方法、 減低產生量的措施及所得成果。	✓	Waste Reduction, Summary of Environmental Performance Data 減廢，環境績效數據概要

### SUMMARY OF ESG REPORT COVERAGE FOR THE YEAR ENDED 31 MARCH 2020 (continued)

截至二零二零年三月三十一日止年  
度ESG報告覆蓋範圍概要(續)

Reporting Aspect 報告層面	Description 描述	Report Coverage 報告覆蓋範圍	Related Section in this Report 本報告相關章節
<b>Aspect A2: Use of Resources</b>			
<b>層面 A2 : 資源使用</b>			
Gen Disclosure 一般披露	Policies 政策	✓	
KPI A2.1	Direct and/or indirect energy consumption by type (e.g. electricity, gas or oil) in total (kwh in '000s) and intensity (e.g. per unit of production volume, per facility)	✓	Resources that run our Operations
關鍵績效指標 A2.1	按類型劃分的直接及/或間接能源(如電、氣或油)總耗量(以千個千瓦時計算)及密度(如以每產量單位、每項設施計算)		動力之源
KPI A2.2	Water consumption in total and intensity (e.g. per unit of production volume, per facility)	✓	Water Management
關鍵績效指標 A2.2	總耗水量及密度(如以每產量單位、每項設施計算)		食水管理
KPI A2.3	Description of energy use efficiency initiatives and results achieved	✓	Resources that run our Operations
關鍵績效指標 A2.3	描述能源使用效益計劃及所得成果		動力之源
KPI A2.4	Description of whether there is any issue in sourcing water that is fit for purpose, water efficiency initiatives and results achieved	✓	Water Management
關鍵績效指標 A2.4	描述尋求適用水源上可有任何問題, 以及提升用水效益計劃及所得成果	✓	食水管理
KPI A2.5	Total packaging material used for finished products (in tonnes), and if applicable, with reference to per unit produced	✓	Summary of Environmental Performance Data
關鍵績效指標 A2.5	製成品所用包裝材料的總量(以噸計算)及(如適用)每生產單位估量		環境績效數據概要

# Environmental, Social and Governance Report

## 環境、社會及管治報告

### SUMMARY OF ESG REPORT COVERAGE FOR THE YEAR ENDED 31 MARCH 2020 (continued)

### 截至二零二零年三月三十一日止年 度ESG報告覆蓋範圍概要(續)

Reporting Aspect 報告層面	Description 描述	Report Coverage 報告覆蓋範圍	Related Section in this Report 本報告相關章節
<b>Aspect A3: The Environment and Natural Resources</b> 層面 A3 : 環境及天然資源			OUR ENVIRONMENTAL PERFORMANCE 我們的環境績效
Gen Disclosure 一般披露	Policies 政策	✓	
KPI A3.1	Description of the significant impacts of activities on the environment and natural resources and the actions taken to manage them	✓	OUR ENVIRONMENTAL PERFORMANCE
關鍵績效指標 A3.1	描述業務活動對環境及天然資源 的重大影響及已採取管理有關影 響的行動		我們的環境績效
<b>Social</b> 社會			FOCUS ON OUR PEOPLE AND OUR COMMUNITY 重視我們的員工及社區
<b>Aspect B1: Employment</b> 層面 B1 : 僱傭			Choosing the Right People 知人善任
Gen Disclosure 一般披露	Policies 政策	✓	
<b>Aspect B2: Health and Safety</b> 層面 B2 : 健康與安全			Promoting A Safe Working Environment 建立安全工作環境
Gen Disclosure 一般披露	Policies 政策	✓	

### SUMMARY OF ESG REPORT COVERAGE FOR THE YEAR ENDED 31 MARCH 2020 (continued)

截至二零二零年三月三十一日止年  
度ESG報告覆蓋範圍概要(續)

Reporting Aspect 報告層面	Description 描述	Report Coverage 報告覆蓋範圍	Related Section in this Report 本報告相關章節
<b>Aspect B3: Development and Training</b> 層面 B3 : 發展與培訓			Enriching Our Staff 豐富閱歷
Gen Disclosure 一般披露	Policies 政策	✓	
<b>Aspect B4: Labour Standards</b> 層面 B4 : 勞工準則			Choosing the Right People 知人善任
Gen Disclosure 一般披露	Policies 政策	✓	
<b>Aspect B5: Supply Chain Management</b> 層面 B5 : 供應鏈管理			Taking Responsibility for Product Safety and Quality 為產品安全及質量盡責
Gen Disclosure 一般披露	Policies 政策	✓	
<b>Aspect B6: Product</b> 層面 B6 : 產品			Taking Responsibility for Product Safety and Quality 為產品安全及質量盡責
Gen Disclosure 一般披露	Policies 政策	✓	
<b>Aspect B7: Anti-corruption</b> 層面 B7 : 反貪污			Combating Corruption 打擊貪污
Gen Disclosure 一般披露	Policies 政策	✓	
<b>Aspect B8: Community Investment</b> 層面 B8 : 社區投資			Caring for the Community 關愛社區
Gen Disclosure 一般披露	Policies 政策	✓	

# Corporate Governance Report

## 企業管治報告

The board of directors (the “Board”) of the Company is pleased to present this Corporate Governance Report in the Group’s annual report for the year ended 31 March 2020 (the “Annual Report”).

The Company’s corporate governance policies and practices are applied and implemented in the manners as stated in the below Corporate Governance Report.

### CORPORATE GOVERNANCE PRACTICES

The Company and the management are committed to maintaining a good corporate governance with an emphasis on the principles of transparency, accountability and independence to all shareholders. The Company believes that good corporate governance standards are essential to a continual growth and enhancement of shareholders’ value. The Company periodically reviews its corporate governance practices with reference to the latest development of corporate governance. Throughout the year under review, the Company has applied the principles of corporate governance and complied with most of the code provisions of the Corporate Governance Code (the “CG Code”) as set out in Appendix 14 of the Rules Governing the Listing of Securities on The Stock Exchange of Hong Kong Limited (the “Stock Exchange”) (“the Listing Rules”) with the exception of code provisions A.4.1 and A.4.2 of the CG Code, details will be set out below.

The key corporate governance principles and practices of the Company are summarised as follows:

### BOARD OF DIRECTORS

#### Responsibilities, Accountabilities and Contributions of the Board and Management

The role of the Board is to set up strategic goals, performance objectives and operational policies; establish a framework of prudent and effective controls which enables risks to be assessed and managed; delegate authorities to the management to manage and supervise the business of the Group; and ensure the management monitor performance against objectives being set.

本公司董事會（「董事會」）欣然於本集團截至二零二零年三月三十一日止年度的年報（「年報」）內呈報其企業管治報告。

本公司之企業管治政策及常規乃根據下文之企業管治報告所載之方式應用及實行。

### 企業管治常規

本公司及管理層致力維持良好的企業管治，著重於對全體股東的透明度、問責性及獨立性的原則。本公司相信，良好的企業管治標準對達致持續增長及提高股東回報實為重要。本公司參考企業管治之最新發展定期審閱其企業管治常規。本公司於整個回顧年度內已採用於香港聯合交易所有限公司（「聯交所」）證券上市規則（「上市規則」）附錄14所載之企業管治守則（「企管守則」）之企業管治原則，並加以遵守其中大部份條文，惟企管守則之守則條文第A.4.1條及A.4.2條除外，詳情載列如下。

本公司的主要企業管治原則及常規概述如下：

### 董事會

#### 董事會及管理層之責任、問責及貢獻

董事會的職責是制定策略性目標、表現目標及營運政策；建立審慎且有效的監控框架以確保能評估及管理風險；下放權力予管理層以管理及監察本集團的業務；並確保管理層按所定目標監察表現。

## BOARD OF DIRECTORS (continued)

### Responsibilities, Accountabilities and Contributions of the Board and Management (continued)

The Company has formalised a written guideline for the division of responsibilities between the Board and the management. Certain responsibilities or functions have been delegated by the Board to the management which include the day-to-day business operation of the Group, execution of corporate strategies, business and financial plans and budgets approved by the Board; and preparation of annual and interim financial statements. The Board has reserved for its decision matters of the Group covering the approval of significant changes in accounting or capital structure; approval of public announcements and financial statements; approval of major acquisitions, disposals and major capital projects; approval of material borrowings and any issuing or buying back of equity securities; and approval of the annual budget and setting of the dividend policy.

### Board Composition

As at 31 March 2020, the Board of the Company comprises nine directors consisting of six executive directors and three independent non-executive directors.

The following chart shows the structure and membership of the Board and Board Committees as at 31 March 2020:

## 董事會(續)

### 董事會及管理層之責任、問責及貢獻(續)

本公司已制定一套書面指引訂明董事會與管理層之間的職責分設。董事會已指派若干職責或職能予管理層，包括經營本集團的日常業務營運、執行經董事會批准的公司策略、業務和財務計劃及預算；並編製全年和中期財務報告。董事會已保留其對本集團事宜的決定權，範圍涉及批准重大會計或資本架構變動；批准公告及財務報告；批准主要收購、出售及主要資本項目；批准重大借款及發行或購回任何權益證券；及批准年度預算及制定股息政策。

### 董事會組合

於二零二零年三月三十一日，本公司董事會包括九名董事，其中包括六名執行董事及三名獨立非執行董事。

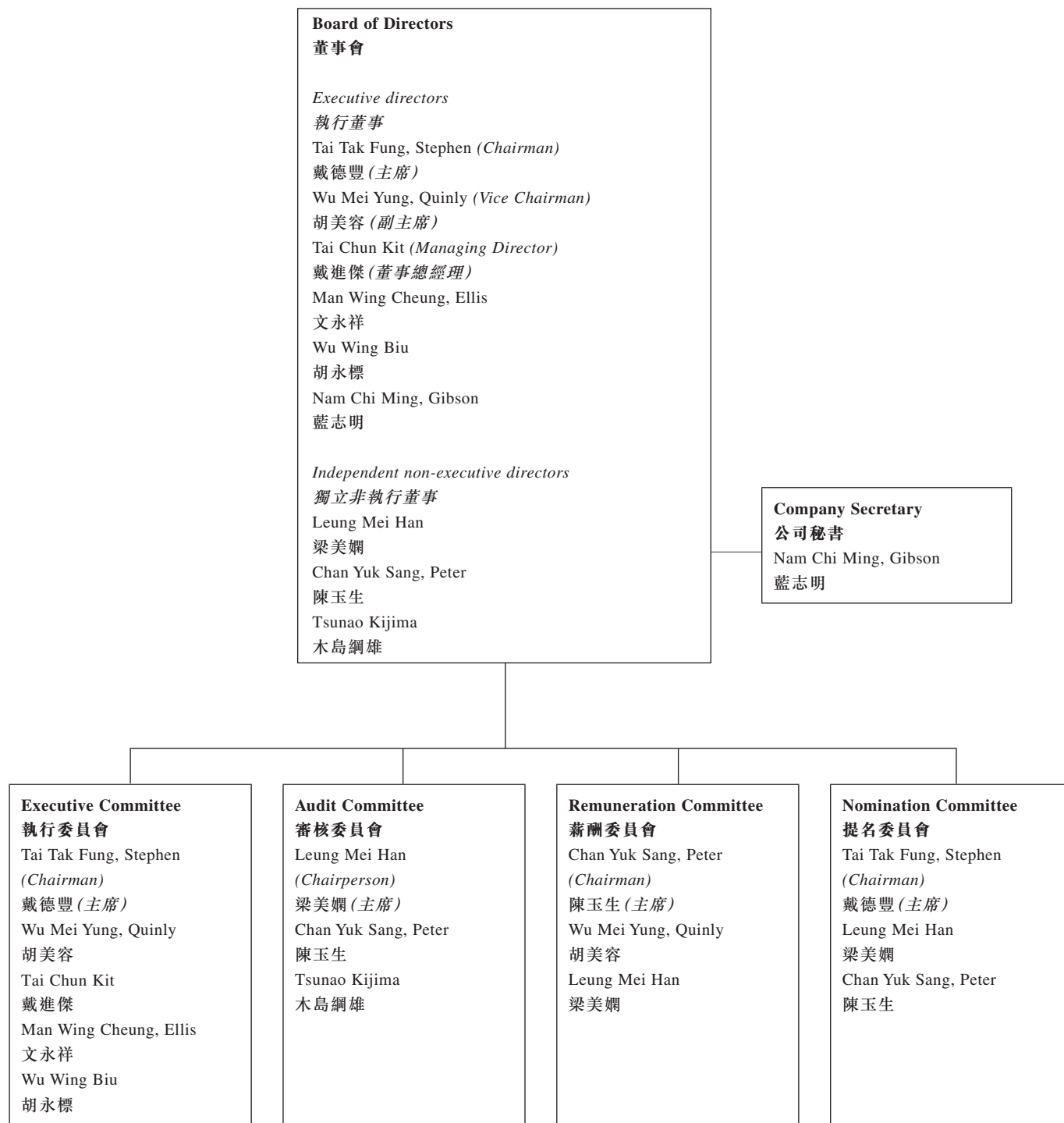
於二零二零年三月三十一日，董事會及董事委員會的架構及成員載列於下表：

BOARD OF DIRECTORS (continued)

Board Composition (continued)

董事會 (續)

董事會組合 (續)



## BOARD OF DIRECTORS (continued)

### Board Composition (continued)

Biographical information of the directors and relevant relationships among the directors are set out in the section headed “Profiles of Directors and Senior Management” in the Report of the Directors of this Annual Report.

### Board Meeting

#### Number of Meetings and Directors' Attendance

The Board meets regularly throughout the year to discuss and formulate overall strategies for the Company, monitor financial performance and discuss the interim and annual results, as well as other significant matters.

The Board has convened five regular meetings during the year ended 31 March 2020 and the attendance record of each director at the said board meetings and the annual general meeting of the Company is set out below:

Name of directors	董事名稱	Number of meetings attended/held	
		出席／舉行會議次數	
		Regular Board Meetings	Annual General Meeting
		董事會定期會議	股東周年大會
<b>Executive directors</b>			
Tai Tak Fung, Stephen ( <i>Chairman</i> )	戴德豐 ( <i>主席</i> )	5/5	1/1
Wu Mei Yung, Quinly ( <i>Vice Chairman</i> )	胡美容 ( <i>副主席</i> )	5/5	1/1
Tai Chun Kit ( <i>Managing Director</i> )	戴進傑 ( <i>董事總經理</i> )	5/5	1/1
Man Wing Cheung, Ellis	文永祥	5/5	1/1
Wu Wing Biu	胡永標	5/5	1/1
Nam Chi Ming, Gibson	藍志明	5/5	1/1
<b>Independent non-executive directors</b>			
Leung Mei Han	梁美嫻	5/5	1/1
Chan Yuk Sang, Peter	陳玉生	4/5	1/1
Tsunao Kijima	木島綱雄	5/5	1/1

## 董事會 (續)

### 董事會組合 (續)

董事的履歷及有關彼等之間的關係載於本年報董事會報告內的「董事及高級管理人員履歷簡介」一節。

### 董事會會議

#### 會議次數及董事出席率

董事會於年內定期召開會議以討論及制定本公司的整體策略、監察財務表現及討論中期和全年業績，以及其他重大事項。

董事會於截至二零二零年三月三十一日止年度共召開五次定期會議，而各董事於所述之董事會及股東周年大會的出席紀錄載列如下：



# Corporate Governance Report

## 企業管治報告

### BOARD OF DIRECTORS (continued)

#### Board Meeting (continued)

##### *Practices and Conduct of Meetings*

Notice of regular Board meetings is served to all directors at least 14 days before the meetings while reasonable notice is generally given for other Board meetings. For committee meetings, notices are served in accordance with the required notice period stated in the relevant terms of reference.

Board papers together with all appropriate, complete and reliable information are sent to all directors or committee members at least 3 days before each Board meeting and each committee meeting to keep the directors or committee members apprised of the latest developments and financial position of the Company and to enable them to make informed decisions. All directors are encouraged to take independent professional advice, at the Company's expense, upon the performance of their duties as and when deemed necessary. The Board and each director have separate and independent access to the senior management where necessary.

Minutes of all Board meetings and committee meetings are kept by the Company Secretary. Draft minutes are normally sent to directors or committee members for their comments within a reasonable period of time after each meeting and final version is open for directors' inspection.

If a substantial shareholder or a director has a conflict of interest in a matter to be considered material by the Board, the matter will be dealt with in accordance with applicable rules and regulations and, if appropriate, an independent Board committee will be set up to deal with the matter.

#### Directors' Appointment and Re-election

The Board is empowered under the articles of association of the Company (the "Articles of Association") from time to time and at any time to appoint any person as a director either to fill a casual vacancy or as an additional member of the Board. Appointments are first considered by the Nomination Committee and recommendations of the Nomination Committee are then put to the Board for decision. Details in respect of the process and criteria for the Nomination Committee to select and recommend candidates for directorship are provided in the section headed "Nomination Committee" in this Corporate Governance Report.

In accordance with the Articles of Association, one-third of the directors for the time being or, if their number is not three or a multiple of three, then the number nearest to but not less than one-third, shall retire from office by rotation and re-election by shareholders at the annual general meeting of the Company, such that every director is subject to retirement by rotation at least once every three years.

### 董事會(續)

#### 董事會會議(續)

##### *會議常規及操守*

董事會定期會議通告最少於會議前14日發送予全體董事，而就其他董事會會議一般均有合理的通知期。就委員會會議而言，通告乃根據有關職權範圍所規定之通知期發出。

董事會文件連同一切適當、完整及可靠資料最少於各董事會會議或各委員會會議前3日送呈全體董事或委員會成員，以便令全體董事或委員會成員知悉本公司之最新發展及財務狀況，確保彼等能作出知情決定。全體董事可於彼等視為有需要時取得獨立專業意見以履行其職責，費用由本公司支付。董事會及各董事於有需要時可個別及獨立地聯絡高級管理人員。

所有董事會會議及委員會會議的會議紀錄乃由公司秘書保管。會議紀錄之初稿一般於各會議後之一段合理時間內發送予董事或委員會成員審閱，而最終定稿可供董事查閱。

倘主要股東或董事於董事會認為重大的事宜中存有利益衝突，則有關事宜將根據適用規則及規例處理，並將於適當情況下，成立獨立董事委員會處理有關事宜。

#### 董事委任及重選

董事會根據本公司之組織章程細則（「組織章程細則」）獲授權可不時及隨時委任任何人士出任董事以填補董事會臨時空缺或作為新增成員。提名委員會首先商議有關委任，然後向董事會提交推薦建議，以作出決定。有關提名委員會挑選及推薦董事候選人之程序及準則載於本企業管治報告內「提名委員會」一節。

根據組織章程細則，三分之一的在任董事（或其數目並非為三或三的倍數，則為最接近但不少於三分之一的人數）須於本公司股東周年大會上輪席退任並由股東重選，而各董事須最少每三年輪席退任一次。

## BOARD OF DIRECTORS (continued)

### Directors' Appointment and Re-election (continued)

Under the code provision A.4.1 of the CG Code, non-executive directors should be appointed for a specific term, subject to re-election. Currently, all independent non-executive directors of the Company are not appointed for a specific term but are subject to retirement by rotation and re-election at the annual general meeting of the Company in accordance with the Articles of Association. As such, the Board considers that sufficient measures have been taken to ensure that the Company's corporate governance practices are no less exacting than those in the CG Code.

Under the code provision A.4.2 of the CG Code, all directors appointed to fill a casual vacancy should be subject to election by shareholders at the first general meeting after their appointment. Every director, including those appointed for a specific term, should be subject to retirement by rotation at least once every three years. In accordance with the Articles of Association, any director appointed to fill a casual vacancy shall hold office only until the next following annual general meeting and shall then be eligible for re-election. The Board considers that such a deviation is not material as a casual vacancy seldom appears and interval between the appointment made to fill casual vacancy and the immediate following annual general meeting is short.

### Directors' Continuous Professional Development

Each newly appointed director receives a comprehensive, formal and tailored induction on the first occasion of his/her appointment to ensure proper understanding of the operations and business of the Company and full awareness of director's responsibilities and obligations under the Listing Rules and relevant regulatory requirements.

All directors have complied with the code provision A.6.5 of the CG Code in relation to continuous professional development to develop and refresh their knowledge and skills. The Company has arranged an annual training session on the new development of the Listing Rules and statutory updates for the Board during the year. In addition, some directors have attended seminars and workshops on topics which are relevant to their work and responsibilities so as to update their technical knowledge and professional skills during the year ended 31 March 2020. Relevant reading materials on corporate governance, regulatory developments and changes of accounting standards and other topics relevant to the Company's business and director's duties and responsibilities have been given to the directors of the Company from time to time during the year under review.

## 董事會(續)

### 董事委任及重選(續)

根據企管守則之守則條文第A.4.1條，非執行董事應有特定委任期，並須膺選連任。現時，本公司所有獨立非執行董事之委任並無特定任期，惟須根據組織章程細則於本公司股東周年大會上輪席退任及膺選連任。因此，董事會認為已採取足夠措施確保本公司的企業管治常規不低於企管守則之有關規定。

根據企管守則之守則條文第A.4.2條，所有獲委任以填補臨時空缺之董事應由股東於彼等委任後首次股東大會上推選。每名董事(包括有特定委任期者)應至少每三年輪席退任一次。根據組織章程細則，任何獲委任以填補臨時空缺之董事將留任至下屆股東周年大會，其後將合資格膺選連任。董事會認為，由於鮮有出現臨時空缺，加上委任人選填補臨時空缺與緊隨下屆股東周年大會相隔時間甚短，故有關偏離事項不屬重大。

### 董事之持續專業發展

各新委任的董事於其首次獲委任後獲得全面、正式及度身訂造的講解，以確保充份理解本公司的營運和業務，並全面瞭解在上市規則及有關監管規定下的董事責任及職責。

全體董事已遵守企管守則之守則條文第A.6.5條有關持續專業發展，以提高及更新彼等之知識及技能。年內，本公司已為董事會安排一個有關上市規則最新發展及法定更新資料的年度培訓課程。此外，截至二零二零年三月三十一日止年度，部份董事出席與彼等工作及職責相關之座談會及工作坊，以更新彼等的技術知識及專業技能。本公司之董事於回顧年度內，不時收到有關企業管治、法規發展及會計標準之改變及其他有關本公司業務以及董事職能及職責議題之相關閱讀資料。

# Corporate Governance Report

## 企業管治報告

### BOARD OF DIRECTORS (continued)

#### Directors' Continuous Professional Development (continued)

Participation by individual directors in continuous professional development during the year under review is summarised below:

Name of directors	董事名稱	Types of training 培訓類別
<b>Executive directors</b>		
Tai Tak Fung, Stephen ( <i>Chairman</i> )	戴德豐 ( <i>主席</i> )	B, C
Wu Mei Yung, Quinly ( <i>Vice Chairman</i> )	胡美容 ( <i>副主席</i> )	B, C
Tai Chun Kit ( <i>Managing Director</i> )	戴進傑 ( <i>董事總經理</i> )	A, B, C
Man Wing Cheung, Ellis	文永祥	A, B, C
Wu Wing Biu	胡永標	B, C
Nam Chi Ming, Gibson	藍志明	A, B, C
<b>Independent non-executive directors</b>		
Leung Mei Han	梁美嫻	A, B, C
Chan Yuk Sang, Peter	陳玉生	A, B, C
Tsunao Kijima	木島綱雄	B, C

A - Attending briefings/seminars/conferences/forums

B - Attending in-house annual training session

C - Reading updates on relevant topics including corporate governance and regulatory update

A - 出席簡報會／座談會／會議／論壇

B - 出席內部年度培訓課程

C - 閱覽相關議題之更新資料，包括企業管治及法規更新

#### Chairman and Managing Director

Currently, Mr. Tai Tak Fung, Stephen and Mr. Tai Chun Kit hold the positions of Chairman and Managing Director respectively. Their respective responsibilities are clearly defined and set out in writing.

The Chairman provides leadership for the Board and is responsible for the effective functioning of the Board in accordance with good corporate governance practices. With the support of the executive directors and senior management, the Managing Director is responsible for new business planning and the development of the Group's business associated with overseas brands. He is also overseeing the Group's operation policies and leading the Group's core business.

### 董事會 (續)

#### 董事之持續專業發展 (續)

於回顧年度內參與持續專業發展之個別董事詳情概述如下：

Name of directors	董事名稱	Types of training 培訓類別
<b>Executive directors</b>		
Tai Tak Fung, Stephen ( <i>Chairman</i> )	戴德豐 ( <i>主席</i> )	B, C
Wu Mei Yung, Quinly ( <i>Vice Chairman</i> )	胡美容 ( <i>副主席</i> )	B, C
Tai Chun Kit ( <i>Managing Director</i> )	戴進傑 ( <i>董事總經理</i> )	A, B, C
Man Wing Cheung, Ellis	文永祥	A, B, C
Wu Wing Biu	胡永標	B, C
Nam Chi Ming, Gibson	藍志明	A, B, C
<b>Independent non-executive directors</b>		
Leung Mei Han	梁美嫻	A, B, C
Chan Yuk Sang, Peter	陳玉生	A, B, C
Tsunao Kijima	木島綱雄	B, C

A - 出席簡報會／座談會／會議／論壇

B - 出席內部年度培訓課程

C - 閱覽相關議題之更新資料，包括企業管治及法規更新

#### 主席及董事總經理

現時，戴德豐先生及戴進傑先生分別擔任主席及董事總經理職務。彼等各自的責任已清楚界定並以書面列明。

主席領導董事會，並負責根據良好企業管治常規令董事會有效地運作。在執行董事及高級管理人員的協助下，董事總經理負責新業務策劃及海外品牌之業務發展。彼亦負責掌管集團之營運方針及領導集團之核心業務。

## BOARD OF DIRECTORS (continued)

### Independent Non-executive Directors

During the year ended 31 March 2020, the Board at all times met the requirements of the Listing Rules relating to the appointment of at least three independent non-executive directors, representing one-third of the Board, with at least one of them possessing appropriate professional qualifications or accounting or related financial management expertise as required under Rules 3.10(1) and (2), and 3.10A of the Listing Rules. The Company has received a written annual confirmation from each independent non-executive director of his/her independence and the Company is of the view that the existing independent non-executive directors are independent under the independence guidelines set out in Rule 3.13 of the Listing Rules up to the date of this Annual Report.

## BOARD COMMITTEES

The Board has established four committees, namely the Executive Committee, the Audit Committee, the Remuneration Committee and the Nomination Committee, for overseeing particular aspects of the Company's affairs. All Board committees of the Company are established with specific written terms of reference which are available to shareholders upon request. The terms of reference of the Board committees, except those of Executive Committee, are also available for viewing on the websites of the Company and the Stock Exchange.

### Executive Committee

The Executive Committee was established with specific written terms of reference and all of its members are executive directors.

The primary duties of the Executive Committee include approval and execution of the corporate guarantees to be provided by the Company to individual bankers in respect of the banking facilities granted to any company of the Group, including wholly-owned subsidiaries, non wholly-owned subsidiaries and associates within the meaning of the Hong Kong Financial Reporting Standards.

The Executive Committee has held ten meetings during the year for the purposes of approving, inter alia, to give guarantees for banking facilities granted to companies of the Group and to provide guarantees and/or indemnities with respect to the obligations of a wholly-owned subsidiary in tenancy agreements.

## 董事會(續)

### 獨立非執行董事

於截至二零二零年三月三十一日止年度，董事會於任何時間均達致上市規則有關委任最少三名獨立非執行董事，佔董事會成員三分之一，且當中最少一名需具備上市規則第3.10(1)及(2)以及3.10A條所規定之合適專業資格或會計或相關財務管理專門知識。本公司已接獲各獨立非執行董事就其獨立性發出之年度確認書，而本公司認為，根據上市規則第3.13條所載有關獨立性的指引，截至本年報日期止，現任獨立非執行董事均保持其獨立性。

## 董事委員會

董事會已成立四個委員會，分別為執行委員會、審核委員會、薪酬委員會及提名委員會，以監察本公司特定方面的事務。本公司所有董事委員會均以書面的特定職權範圍成立，該等職權範圍可按股東要求供其查閱。有關董事委員會之職權範圍(執行委員會除外)已登載於本公司及聯交所網站內，以供查閱。

### 執行委員會

執行委員會已成立，並以書面訂明具體的職權範圍，其所有成員均為執行董事。

執行委員會的主要職責包括批准及簽立本公司就本集團任何成員公司(包括根據香港財務報告準則所定義的全資附屬公司、非全資附屬公司及聯營公司)獲授予的銀行融資向個別銀行提供的公司擔保。

執行委員會於年內曾舉行十次會議，以批准(其中包括)就本集團成員公司獲授銀行融資提供擔保及就一間全資附屬公司於租賃協議項下之責任提供擔保及/或彌償保證。

# Corporate Governance Report

## 企業管治報告

### BOARD COMMITTEES (continued)

#### Executive Committee (continued)

The attendance records of the Executive Committee during the year are set out below:

Name of Executive Committee members	執行委員會成員名稱	Number of meetings attended/held 出席／舉行會議次數
Tai Tak Fung, Stephen ( <i>Chairman of Executive Committee</i> )	戴德豐 ( <i>執行委員會主席</i> )	10/10
Wu Mei Yung, Quinly	胡美容	10/10
Tai Chun Kit	戴進傑	10/10
Man Wing Cheung, Ellis	文永祥	10/10
Wu Wing Biu	胡永標	10/10

#### Audit Committee

The Audit Committee was established with specific written terms of reference and all of its members are independent non-executive directors, one of them possesses the appropriate professional qualifications or accounting or related financial management expertise. The Audit Committee currently comprises three independent non-executive directors, namely Ms. Leung Mei Han (Chairperson of the Audit Committee), Mr. Chan Yuk Sang, Peter and Mr. Tsunao Kijima.

The primary duties of the Audit Committee are to review and supervise the financial reporting process and the risk management and internal control systems of the Group, to monitor the integrity of the Company's financial statements and review significant financial reporting judgements contained in them, to maintain an appropriate relationship with the Company's external auditor and to oversee the audit process.

The Audit Committee has held two meetings during the year ended 31 March 2020 to review the accounting principles and practices adopted by the Group and discuss internal controls and financial reporting matters including a review of the interim financial statements for the six months ended 30 September 2019 and the annual financial statements for the year ended 31 March 2019 of the Group. The Audit Committee has also reviewed the annual results for the year ended 31 March 2020 of the Group.

### 董事委員會 (續)

#### 執行委員會 (續)

執行委員會於年內的出席紀錄載列如下：

Name of Executive Committee members	執行委員會成員名稱	Number of meetings attended/held 出席／舉行會議次數
Tai Tak Fung, Stephen ( <i>Chairman of Executive Committee</i> )	戴德豐 ( <i>執行委員會主席</i> )	10/10
Wu Mei Yung, Quinly	胡美容	10/10
Tai Chun Kit	戴進傑	10/10
Man Wing Cheung, Ellis	文永祥	10/10
Wu Wing Biu	胡永標	10/10

#### 審核委員會

審核委員會已成立，並以書面訂明具體的職權範圍，其所有成員均為獨立非執行董事，其中一名成員具備適當的專業資格或會計或相關財務管理專業知識。審核委員會現時包括三名獨立非執行董事，計為梁美嫻女士（審核委員會主席）、陳玉生先生及木島綱雄先生。

審核委員會之主要職責為檢討及監管本集團之財務申報程序以及風險管理及內部監控系統、監察本公司財務報告之完整性，並審閱當中所載有關財務匯報之重大判斷、維持與本公司外聘核數師適當的關係及監察審計程序。

審核委員會於截至二零二零年三月三十一日止年度曾舉行兩次會議，以審閱本集團所採納的會計政策及常規，並討論內部監控及財務報告等事宜，包括審閱本集團截至二零一九年九月三十日止六個月的中期財務報告，以及截至二零一九年三月三十一日止年度的年度財務報告。審核委員會亦已審閱本集團截至二零二零年三月三十一日止年度之年度業績。

## BOARD COMMITTEES (continued)

### Audit Committee (continued)

The attendance records of the Audit Committee during the year are set out below:

Name of Audit Committee members	審核委員會成員名稱	Number of meetings attended/held 出席／舉行會議次數
Leung Mei Han ( <i>Chairperson of Audit Committee</i> )	梁美嫻 (審核委員會主席)	2/2
Chan Yuk Sang, Peter	陳玉生	2/2
Tsunao Kijima	木島綱雄	2/2

### Remuneration Committee

The Remuneration Committee was established with specific written terms of reference and is currently constituted by two independent non-executive directors, namely Mr. Chan Yuk Sang, Peter (Chairman of the Remuneration Committee) and Ms. Leung Mei Han and an executive director, namely Ms. Wu Mei Yung, Quinly.

The Company has adopted the model where the Remuneration Committee makes recommendations to the Board on the remuneration packages of individual executive directors and senior management. The primary duties of the Remuneration Committee are to make recommendations to the Board on the policy and structure of the Company for the remuneration of all directors and senior management and the remuneration packages of individual directors and senior management.

The Remuneration Committee has held one meeting during the year ended 31 March 2020 to review, inter alia, the Group's remuneration policy and structure, the remuneration packages of all directors and senior management by reference to the individual performance, skills and knowledge, time commitment and responsibilities, and performance and profitability of the Group, and the service contracts of the directors for the year under review. Details of the remuneration of each director of the Company are set out in note 8 to the financial statements.

## 董事委員會 (續)

### 審核委員會 (續)

審核委員會於年內的出席紀錄載列如下：

Name of Audit Committee members	審核委員會成員名稱	Number of meetings attended/held 出席／舉行會議次數
Leung Mei Han ( <i>Chairperson of Audit Committee</i> )	梁美嫻 (審核委員會主席)	2/2
Chan Yuk Sang, Peter	陳玉生	2/2
Tsunao Kijima	木島綱雄	2/2

### 薪酬委員會

薪酬委員會已成立，並以書面訂明具體的職權範圍，現時成員包括兩名獨立非執行董事陳玉生先生 (薪酬委員會主席) 及梁美嫻女士，以及一名執行董事胡美容女士。

本公司採納就薪酬委員會對個別執行董事及高級管理人員之薪酬待遇向董事會提出建議之模式。薪酬委員會之主要職責為就本公司全體董事及高級管理人員之本公司薪酬政策及架構，以及個別董事及高級管理人員之薪酬待遇向董事會提出建議。

薪酬委員會於截至二零二零年三月三十一日止年度內曾舉行一次會議，以 (其中包括) 審閱本集團的薪酬政策和架構；參考個別表現、技能及知識、所付出的時間及責任以及本集團表現及盈利能力，以審閱全體董事及高級管理人員之薪酬待遇；以及審閱回顧年度內董事之服務合約。本公司各董事的薪酬詳情載述於財務報告附註8。

# Corporate Governance Report

## 企業管治報告

### BOARD COMMITTEES (continued)

#### Remuneration Committee (continued)

The attendance records of the Remuneration Committee during the year are set out below:

Name of Remuneration Committee members	薪酬委員會成員名稱	Number of meeting attended/held 出席／舉行會議次數
Chan Yuk Sang, Peter ( <i>Chairman of Remuneration Committee</i> )	陳玉生 ( <i>薪酬委員會主席</i> )	1/1
Wu Mei Yung, Quinly	胡美容	1/1
Leung Mei Han	梁美嫻	1/1

For the year ended 31 March 2020, the remuneration of the members of the senior management, not being the directors of the Company, by band is set out below:

Remuneration band (HK\$)	薪酬組別 (港元)	Number of persons 人數
Nil to 1,000,000	零至1,000,000	2
Over 1,000,000	1,000,000以上	5

Further particulars regarding the directors' and chief executive's remuneration and the five highest paid employees as required to be disclosed pursuant to Appendix 16 of the Listing Rules are set out in notes 8 and 9 to the financial statements.

#### Nomination Committee

The Nomination Committee was established with specific written terms of reference and currently comprises an executive director, namely Mr. Tai Tak Fung, Stephen (Chairman of the Nomination Committee) and two independent non-executive directors, namely Ms. Leung Mei Han and Mr. Chan Yuk Sang, Peter.

The primary duties of the Nomination Committee are to review the Board composition, to develop and formulate the relevant procedures for nomination and appointment of directors, to monitor the appointment of directors and succession planning for directors and to assess the independence of independent non-executive directors. The Nomination Committee will also identify individuals suitably qualified to become members of the Board and make recommendations to the Board on the selection of individuals nominated for directorships when there are vacancies on the Board. All appointments will be made based on merits and against objective criteria with due regard to the Board diversity policy of the Company.

### 董事委員會 (續)

#### 薪酬委員會 (續)

薪酬委員會於年內的出席紀錄載列如下：

截至二零二零年三月三十一日止年度非任職本公司董事之高級管理人員之薪酬組別如下：

根據上市規則附錄16須就董事及最高行政人員之薪酬以及五位薪酬最高僱員披露之進一步詳情載於財務報告附註8及9。

#### 提名委員會

提名委員會已成立，並以書面訂明具體的職權範圍，現時由一名執行董事戴德豐先生(提名委員會主席)及兩名獨立非執行董事梁美嫻女士及陳玉生先生組成。

提名委員會之主要職責為檢討董事會之成員組合、發展及制定提名及委任董事之有關程序、監察董事委任及董事繼任計劃，以及評估獨立非執行董事之獨立性。提名委員會亦會在董事會出現空缺時物色具備合適資格擔任董事會成員的個別人士，並在挑選個別獲提名擔任董事的人士上向董事會作出建議。所有委任將會基於有關人士的專長比對客觀準則以充分配合本公司的董事會成員多元化政策。

## BOARD COMMITTEES (continued)

### Nomination Committee (continued)

The Nomination Committee has held one meeting during the year to review, inter alia, the Board's structure, size and composition to ensure that it had a balance of expertise, skills and experience appropriate to the requirements of the business of the Company and assessed the independence of the independent non-executive directors of the Company.

The attendance records of the Nomination Committee during the year are set out below:

Name of Nomination Committee members	提名委員會成員名稱	Number of meeting attended/held 出席／舉行會議次數
Tai Tak Fung, Stephen ( <i>Chairman of Nomination Committee</i> )	戴德豐 ( <i>提名委員會主席</i> )	1/1
Leung Mei Han	梁美嫻	1/1
Chan Yuk Sang, Peter	陳玉生	1/1

### Nomination Policy

#### 1. Purpose

This nomination policy of the Company ("Nomination Policy") sets out the approach and procedures which are adopted by the Company for the nomination and selection of directors of the Company (the "Director(s)"), including the appointment of additional Directors, replacement of Directors, and re-election of Directors.

#### 2. Policy Statement

To ensure that the Board consists of Directors with qualities and range of skills and experience which sustain the success and growth of Group in a way that the interests of the shareholders and stakeholders of the Company are promoted and protected.

#### 3. Selection Criteria

When selecting a candidate to be nominated for directorship, considerations will be given to a variety of factors including without limitation the following in assessing the suitability of the proposed candidate:

3.1 Be an individual of highest character and integrity.

## 董事委員會 (續)

### 提名委員會 (續)

提名委員會於年內曾舉行一次會議，以審閱(其中包括)董事會架構、人數及組成，以確保適合本公司業務所需之專業知識、技能及經驗取得平衡，並已評估本公司獨立非執行董事之獨立性。

提名委員會於年內之出席紀錄載列如下：

Name of Nomination Committee members	提名委員會成員名稱	Number of meeting attended/held 出席／舉行會議次數
Tai Tak Fung, Stephen ( <i>Chairman of Nomination Committee</i> )	戴德豐 ( <i>提名委員會主席</i> )	1/1
Leung Mei Han	梁美嫻	1/1
Chan Yuk Sang, Peter	陳玉生	1/1

### 提名政策

#### 1. 目的

本公司的提名政策(「提名政策」)載列本公司就本公司董事(「董事」)的提名及甄選所採用的方法及程序，包括委任額外董事、更換董事及重選董事。

#### 2. 政策聲明

為確保董事會由優質及具備不同技能及經驗的董事組成，以促進及保障本公司股東及持份者利益之方式維持本集團的成功及發展。

#### 3. 甄選標準

於甄選獲提名擔任董事的候選人時，在評估擬議候選人的適合性時將考慮多種因素，包括但不限於下列各項：

3.1 為具有最高品格及誠信的人。



### BOARD COMMITTEES (continued)

#### Nomination Policy (continued)

#### 3. Selection Criteria (continued)

- 3.2 The potential contribution that the candidate is expected to bring in sustaining the success and growth of the Group and monitoring the management team of the Company to implement its corporate objectives.
- 3.3 Be an individual possessing attributes which are complementary to the other current Directors and in line with the board diversity policy of the Company. Attributes to be considered shall include professional experience, skills, knowledge, cultural and educational background, gender, age and other personal qualities of the candidate.
- 3.4 The candidate to be nominated as an Independent non-executive director (“INED”) shall satisfy the independence requirements as listed in the Listing Rules. The INED candidate shall also possess the necessary qualification and appropriate expertise, where applicable.
- 3.5 Any other relevant factors as may be determined by the Nomination Committee or the Board from time to time as appropriate.

#### 4. Nomination Process

##### 4.1 Appointment of New and Replacement Director

Subject to the provisions in the Articles of Association, if the Board determines that an additional or replacement Director is required, the following procedures shall be adopted:

- (i) The Nomination Committee, with or without assistance from Human Resources Department of the Company, deploy multiple channels for identifying suitable director candidates.
- (ii) The Nomination Committee shall evaluate the biographical information (or relevant details) of the candidate to assess the suitability of the candidate in becoming a Director of the Company in accordance with the selection criteria set out above in this Nomination Policy.
- (iii) If an appropriate candidate is identified by the Nomination Committee, it shall then make recommendation to the Board for the directorship appointment.
- (iv) The Board shall decide the appointment based on the recommendation of the Nomination Committee.

### 董事委員會 (續)

#### 提名政策 (續)

#### 3. 甄選標準 (續)

- 3.2 預期候選人為維持本集團的成功及增長以及監察本公司管理團隊以實施其企業目標方面所帶來的潛在貢獻。
- 3.3 為具有與其他現任董事互補且符合本公司董事會多元化政策特性的個人。所考慮的特性應包括候選人的專業經驗、技能、知識、文化和教育背景、性別、年齡及其他個人素質。
- 3.4 獲提名出任獨立非執行董事（「獨立非執行董事」）的候選人須符合上市規則所載的獨立性規定。獨立非執行董事候選人亦應具備必要的資格及合適的專業知識（如適用）。
- 3.5 提名委員會或董事會可能不時釐定的任何其他相關因素（如適用）。

#### 4. 提名程序

##### 4.1 委任新任命及替換董事

於符合本公司之章程細則之條文所規限下，倘若董事會確定需要增加或替換董事，則應採取以下程序：

- (i) 提名委員會（不論是否於本公司人力資源部的協助下）利用不同渠道以識別合適的董事候選人。
- (ii) 提名委員會須評估候選人的履歷資料（或相關詳情），根據本提名政策上文所載之甄選標準評估將成為本公司董事之候選人的合適性。
- (iii) 倘若提名委員會確定合適的候選人，則應向董事會推薦董事任命。
- (iv) 董事會應根據提名委員會的建議決定委任。

## BOARD COMMITTEES (continued)

### Nomination Policy (continued)

#### 4. Nomination Process (continued)

##### 4.2 Re-election of Director

A retiring Director, being eligible, offers himself/herself for re-election at an annual general meeting of the Company, shall follow the requirements of the Articles of Association and the Listing Rules with a circular containing the requisite information of the retiring Director be sent to the shareholders of the Company prior to the annual general meeting in which the retiring Director is to be re-elected.

#### 5. Review and Monitoring

5.1 The Nomination Committee shall monitor the implementation of this Nomination Policy.

5.2 The Nomination Committee shall from time to time review this Nomination Policy, as appropriate, to ensure the effectiveness of this Nomination Policy.

#### 6. Disclosure of Policy

A summary of this Nomination Policy will be disclosed in the Corporate Governance Report to be included in the Company's Annual Report.

### Summary of the Board Diversity Policy

The Company considers increasing diversity at the Board level as an essential element in maintaining a competitive advantage. The Company has adopted a Board diversity policy (the "Policy") which sets out the approach to achieve diversity on the Board of the Company. Under the Policy, the Nomination Committee will consider a number of aspects, including but not limited to gender, age, cultural and educational background, ethnicity, professional experience, skills, knowledge and length of service in reviewing and assessing the Board composition. The Nomination Committee has assessed the composition of the Board against these aspects and has come to the conclusion that it is a balanced board of directors.

### Corporate Governance Functions

The Board is responsible for performing the corporate governance functions set out in code provision D.3.1 of the CG Code.

During the year under review, the Board reviewed the Company's corporate governance policies and practices, training and continuous professional development of directors and senior management, the Company's policies and practices in compliance with legal and regulatory requirements, the compliance of the Model Code for Securities Transactions by Directors of Listed Issuers (the "Model Code") as set out in Appendix 10 of the Listing Rules, and the Company's compliance with the CG Code and disclosure in this Corporate Governance Report.

## 董事委員會 (續)

### 提名政策 (續)

#### 4. 提名程序 (續)

##### 4.2 重選董事

符合資格並願意於本公司股東周年大會上膺選連任的退任董事，須遵守章程細則及上市規則之規定，並附有一份載有退任董事所需資料的通函，於退任董事重選連任的股東周年大會之前寄發予本公司股東。

#### 5. 審查及監控

5.1 提名委員會應監控本提名政策的實施。

5.2 提名委員會應不時審查本提名政策，以確保本提名政策的有效性(如適用)。

#### 6. 披露政策

本提名政策的概要將於本公司年報所載之企業管治報告中披露。

### 董事會成員多元化政策概要

本公司認為提高董事會的成員多元化是維持競爭優勢的重要元素。本公司已採納一套董事會成員多元化政策(「該政策」)，當中載列落實達致本公司董事會成員多元化的方針。根據該政策，提名委員會於檢討及評估董事會組成架構時，將會從多方面考慮，包括但不限於性別、年齡、文化及教育背景、種族、專業經驗、技能、知識及服務任期。提名委員會在評估董事會組成架構時經已考慮該等方面，得出結論為董事會組成架構均衡。

### 企業管治職能

董事會負責履行企管守則之守則條文第D.3.1條所載之企業管治職能。

於回顧年度內，董事會已審閱本公司之企業管治政策及常規、董事及高級管理人員之培訓及持續專業發展、本公司遵守法律及監管規定之政策及常規、遵守上市規則附錄10所載之上市發行人董事進行證券交易的標準守則(「標準守則」)之情況，及本公司遵守企管守則之情況和在本企業管治報告之披露。

# Corporate Governance Report 企業管治報告

## MODEL CODE FOR SECURITIES TRANSACTIONS

The Company has adopted the Model Code as the Company's code of conduct regarding securities transactions by directors of the Company (the "Code of Conduct"). Having made specific enquiry of all directors of the Company, the directors have confirmed that they have complied with the required standard of dealings as set out in the Code of Conduct throughout the year ended 31 March 2020.

The Company has also established the Code for Securities Transactions by Relevant Employees (the "Employees Code") on no less exacting terms than the Model Code for securities transactions by the employees who are likely to be in possession of inside information of the Company. No incident of non-compliance of the Employees Code by the employees was noted by the Company throughout the year ended 31 March 2020.

## ACCOUNTABILITY AND AUDIT

### Financial Reporting

The directors acknowledge their responsibility for preparing the financial statements of the Company for the year ended 31 March 2020. In preparing the financial statements for the year ended 31 March 2020, appropriate accounting principles and policies are selected and applied consistently; judgments and estimates made are appropriate and reasonable; and these financial statements have been prepared on a going concern basis.

The senior management of the Company provides the Board with such information and explanations as are necessary to enable the Board to carry out an informed assessment of the Company's financial information and position, which are put to the Board for approval.

The Board is also responsible for presenting a balanced, clear and understandable assessment of both annual and interim reports, inside information announcements and other disclosures required under the Listing Rules and other regulatory requirements.

The reporting responsibilities of the Company's external auditor, Ernst & Young ("EY"), are set out in the Independent Auditor's Report of this Annual Report.

The directors are not aware of any material uncertainties relating to events or conditions that may cast significant doubt upon the Company's ability to continue as a going concern.

## 證券交易標準守則

本公司已採納標準守則，作為本公司董事進行證券交易之本公司操守守則（「操守守則」）。經向本公司全體董事作出特定查詢後，董事們確認，彼等於截至二零二零年三月三十一日止年度內一直遵守操守守則所規定之買賣標準。

本公司亦已按可能擁有本公司內幕消息之有關僱員進行不遜於證券交易之標準守則之條款訂定有關僱員進行證券交易守則（「僱員守則」）。於截至二零二零年三月三十一日止年度內，本公司並無獲悉僱員未有遵守僱員守則之情況。

## 問責及審核

### 財務報告

董事明悉彼等編製本公司截至二零二零年三月三十一日止年度之財務報告之責任。董事在編製截至二零二零年三月三十一日止年度之財務報告時，已選擇及貫徹應用適當的會計原則及政策；作出了適當和合理的判斷及估算；及已按持續經營基準編製該等財務報告。

本公司高級管理人員會向董事會提供所需資料及解釋，使彼等就提交予董事會批准之本公司財務資料及狀況作出知情評估。

董事會亦負責對年度財務報告及中期財務報告、內幕消息之公告以及上市規則及其他監管規定所規定之其他披露事宜作出平衡、清晰及可理解的評估。

本公司外聘核數師安永會計師事務所（「安永」）的匯報職責載於本年報之獨立核數師報告。

董事並不知悉任何有關事件或情況之重大不明朗因素而可能對本公司持續經營之能力構成重大疑問。

## ACCOUNTABILITY AND AUDIT (continued)

### External Auditors' Remuneration

EY has been re-appointed as the Company's external auditor by shareholders at the 2019 annual general meeting until the conclusion of the next annual general meeting. They are primarily responsible for providing audit services in connection with the financial statements for the year ended 31 March 2020.

An analysis of the remuneration of EY for the year ended 31 March 2020 is set out as follows:

Services rendered	提供之服務	Fee paid/payable 已付/應付費用 HK\$'000 港幣千元
Audit services	審計服務	3,588
Non-audit services	非審計服務	1,723

## RISK MANAGEMENT AND INTERNAL CONTROLS

The Board acknowledges its overall responsibilities for maintaining adequate risk management and internal control systems to safeguard shareholders' investments and the Group's assets and reviewing their effectiveness. The systems, including the strategies, policies and expectations on the oversight, have been designed to manage rather than to eliminate the risk of failure in achieving the Group's business objectives. Therefore, it can only provide reasonable but not absolute assurance against material misstatement, loss or fraud.

Risk management and internal control systems are designed and put in place with a view to safeguard the Group's assets and business operations. In order to successfully implement, support and sustain the risk management process, the Group has taken into account the factors including risk-aware culture, risk prioritisation, as well as allocation of roles and responsibilities. The systems are featured with defined organisational and management structure with authorities properly delegated to qualified personnel from different management levels within the Group.

## 問責及審核 (續)

### 外聘核數師酬金

安永已於二零一九年股東周年大會上獲股東續聘為本公司之外聘核數師，任期直至下屆股東周年大會止。安永主要負責提供關於截至二零二零年三月三十一日止年度財務報告的審核服務。

截至二零二零年三月三十一日止年度安永之酬金分析如下：

Services rendered	提供之服務	Fee paid/payable 已付/應付費用 HK\$'000 港幣千元
Audit services	審計服務	3,588
Non-audit services	非審計服務	1,723

## 風險管理及內部監控

董事會知悉須整體負責維持妥善的風險管理及內部監控系統，以保障股東投資及本集團資產，並審閱其成效。有關系統(包括監察之策略、政策及預期效果)的設計旨在管理而非消除未能達致本集團商業目標之風險。因此，內部監控只能合理地而非絕對地確保避免重大錯誤陳述、損失或舞弊。

設計及實施風險管理及內部監控系統旨在保障本集團資產及業務營運。為成功實施、支援及維持風險管理程序，本集團已考慮多項因素，包括風險意識文化、風險優先排序以及職能及職責分配等。有關系統具有界定組織及管理架構，集團內不同管理階層的合資格人員均獲指派合適職權。

### RISK MANAGEMENT AND INTERNAL CONTROLS (continued)

The regular monitoring of the risk management and internal control systems is mainly conducted by the delegated executive directors and senior management. With the oversight of the Audit Committee, the delegated executive directors lead the senior management in overseeing the design, implementation and monitoring of the risk management and internal control systems.

Executive directors of the Company determine the business strategies and objectives of the Group, and evaluate and determine the nature and extent of risks the Group is willing to take in achieving the Group's strategic objectives and therefore are accountable for the effectiveness of the risk management.

Senior management from different departments identifies and evaluates the risks which may potentially impact the major business processes, including key operational and financial processes, regulatory compliance and information security, monitors the risks and takes measures to mitigate risks in daily operations.

Periodic meetings are held between the delegated executive directors and senior management. Standing instructions have been provided to management of the Group that if any material issue relating to risk management and internal control systems that may have or have had a material impact on the business of the Group arise, it should be reported on a timely basis.

Internal control procedures are designed to protect the Group's assets against misappropriation and disposition; ensure proper maintenance of accounting records for provision of reliable financial information used for business decision or publication; and to provide reasonable assurance against material misstatement. The internal audit function reviews the major operational, financial and compliance controls and risk management function on a continuing basis to cover the major operations of the Group.

The delegated executive directors and senior management has reported to the Board the effectiveness of the risk management and internal control systems for the year under review. The Board has reviewed the effectiveness of the systems including the adequacy of resources, staff qualifications and experience of the Group's accounting and financial reporting functions and considers that the risk management and internal control systems of the Group are effective and adequate.

The Company has developed its disclosure policy which provides a general guide to the Company's directors, officers, senior management and relevant employees in handling inside information, monitoring information disclosure and responding to enquiries.

### 風險管理及內部監控(續)

風險管理及內部監控系統主要由獲授權執行董事及高級管理人員定期監察。在審核委員會之監管下，獲授權執行董事帶領高級管理人員，監督設計、實行及監控風險管理及內部監控系統。

本公司執行董事制定本集團之業務策略及目標，評估及釐定於實現本集團策略目標時所願意承擔之風險性質及程度，因此負責風險管理之有效性。

各部門的高級管理人員確定及評估風險可能對主要業務流程的潛在影響，包括關鍵營運及財務流程、監管合規及信息安全、監控風險及採取措施，以將日常營運所承擔之風險減至最低。

獲授權執行董事及高級管理人員會定期進行會議，本集團管理層已獲常行指示，倘若發現任何與風險管理及內部監控系統相關重大事項可能或已對本集團業務造成重大影響，應即時作出匯報。

內部監控程序乃為保障本集團資產免遭挪用及不當處置；確保會計記錄得以妥善保管以提供可靠的財務資料用作業務決策或刊發；及針對避免作出重大失實陳述提供合理保證而設立。內部審計功能持續檢討涵蓋本集團主要業務營運之主要營運、財務及合規監控以及風險管理職能。

獲授權執行董事及高級管理層已向董事會匯報風險管理及內部監控系統於回顧年度之成效。董事會已檢討系統之成效，包括本集團會計及財務匯報部門資源、員工資歷及經驗之足夠性，並認為本集團之風險管理及內部監控系統有效及足夠。

本公司已制定其披露政策，為本公司董事、高級職員、高級管理人員及相關僱員於處理內幕消息、監控信息披露及回應查詢方面提供整體指引。

## COMPANY SECRETARY

Mr. Nam Chi Ming, Gibson, an executive director of the Company, is the company secretary. During the year under review, Mr. Nam undertook more than 15 hours of relevant professional training.

## SHAREHOLDERS' RIGHTS

### Convening of Extraordinary General Meeting by Shareholders

Pursuant to Article 73 of the Articles of Association, the Board may, whenever it thinks fit, convene an extraordinary general meeting. General meetings shall also be convened on the written requisition of shareholders holding at the date of deposit not less than one-tenth of the paid up capital of the Company which carries the right to vote deposited at the principal office of the Company in Hong Kong specifying the objects of the meeting and signed by the requisitionists.

If the Board does not within 30 days from the date of deposit of the requisition proceed to convene the general meeting, the requisitionists themselves may convene the general meeting in the same manner, as nearly as possible, as that in which meetings may be convened by the Board, and all reasonable expenses incurred by the requisitionists as a result of the failure of the Board shall be reimbursed to them by the Company.

### Proposing a Person for Election as a Director

The procedures for shareholders to propose a person for election as a director of the Company are available for viewing on the Company's website at <http://www.fourseasgroup.com.hk>.

### Shareholders' Enquiries and Proposals

Shareholders may send their enquiries or requests for putting forward proposals at shareholders' meetings to the Company's principal place of business in Hong Kong at 21/F., Manhattan Place, No. 23 Wang Tai Road, Kowloon Bay, Kowloon, Hong Kong for the attention of the Company Secretary.

## 公司秘書

本公司執行董事藍志明先生為公司秘書。於回顧年度內，藍先生已接受超過15小時之相關專業培訓。

## 股東權利

### 股東召開股東特別大會

根據組織章程細則第73條，董事會可於其認為適合時召開股東特別大會。股東大會亦可應股東書面要求召開，彼等須於遞交請求書當日持有不少於附帶投票權的本公司已繳股本十分之一，並向本公司之香港主要辦事處遞交請求書，當中列明召開該大會的目的，並由提出要求的人士簽署。

倘若董事會於接獲請求書日期起計30日內未有召開股東大會，則提出要求人士本身可按由董事會召開大會的相同或最接近的方式召開股東大會，而提出要求人士因董事會未能召開大會而產生的一切合理開支將由本公司向彼等償付。

### 提名人選參選為董事

有關股東提名人選參選為本公司董事之程序可於本公司網站<http://www.fourseasgroup.com.hk>查閱。

### 股東查詢及建議

股東可將查詢或擬於股東大會上提呈其建議之要求發送至本公司之香港主要營業地點，地址為香港九龍九龍灣宏泰道23號Manhattan Place 21樓，註明公司秘書收啟。

### COMMUNICATION WITH SHAREHOLDERS

The Board has adopted a Shareholders' Communication Policy reflecting mostly current practices of the Company for communication with its shareholders. Such policy aims at disseminating information in relation to the Group to shareholders in a timely manner through a number of formal channels, which include interim and annual reports, announcements and circulars, and is reviewed regularly by the Board to ensure its effectiveness.

The Company maintains a website at <http://www.fourseasgroup.com.hk> as a communication platform with shareholders and investors, where information and updates on the Company's announcements, business developments/operations and other information are available for public access.

The Company's annual general meeting provides a forum for communication between the Board and the shareholders. The chairmen of the Board and Board committees actively participate in the annual general meeting and answer questions from the shareholders. Notice of the annual general meeting is sent to the shareholders at least 20 clear business days before the meeting. All resolutions put forward at shareholder meetings including the annual general meeting will be voted on by poll pursuant to the Listing Rules and the poll results will be posted on the websites of the Company and the Stock Exchange after each shareholder meeting.

During the year under review, the Company has not made any changes to its Articles of Association. A consolidated version of the Memorandum and Articles of Association of the Company is available on the websites of the Company and the Stock Exchange.

### DIVIDEND POLICY

#### 1. Purpose

This dividend policy of the Company ("Dividend Policy") sets out the principles and guidelines in relation to the declaration, payment or distribution of the Company's distributable reserves as dividends to its shareholders.

#### 2. Principles

- 2.1 It is the goal of the Company to maintain a balance between meeting expectations of shareholders of the Company and prudent capital management with a sustainable dividend policy.
- 2.2 In considering the payment of dividends of the Company, shareholders of the Company shall be eligible to participate in the Company's profits whilst preserving the Company's liquidity to capture future growth opportunities.

### 與股東之溝通

董事會已採納股東通訊政策以反映本公司目前與股東溝通之常規。此政策旨在透過多項正式渠道及時向股東傳達有關本集團之資料，包括中期及年度報告、公告及通函，而董事會定期進行檢討以確保成效。

本公司設立其網站於<http://www.fourseasgroup.com.hk>，作為與股東及投資者溝通的平台，公眾可於此網站獲取有關本公司的公告、業務發展／經營狀況的最新資料及其他資料。

本公司的股東周年大會為董事會與股東之間的溝通平台。董事會及董事委員會主席積極參與股東周年大會及回答股東的提問。股東周年大會通告最少於大會前20個營業日寄予股東。根據上市規則，於股東大會（包括股東周年大會）上提呈之所有決議案將以投票方式表決，而投票結果將於各股東大會後刊載於本公司及聯交所網站內。

於回顧年度內，本公司並無更改其組織章程細則。本公司組織章程大綱及章程細則之綜合版本可於本公司及聯交所網站內查閱。

### 股息政策

#### 1. 目的

本公司的股息政策（「股息政策」）載列有關本公司可分派儲備的宣派、派付或分派作為給予股東的股息的原則及指引。

#### 2. 原則

- 2.1 本公司的目標是滿足本公司股東的期望及謹慎的資本管理與可持續股息政策之間保持平衡。
- 2.2 於考慮派付本公司股息時，本公司股東符合資格參與本公司的溢利，同時保留本公司的流動資金以掌握未來的增長機會。

## DIVIDEND POLICY (continued)

### 3. Guidelines

In deciding whether to propose a dividend and in determining the dividend amount, the Board of the Company shall take into account, inter alia:

- 3.1 the general financial condition and the liquidity position of the Group;
- 3.2 the actual and expected financial performance of the Group;
- 3.3 corporate development plans of the Group;
- 3.4 the Group's expected working capital requirements and capital expenditure;
- 3.5 the retained profits and other distributable reserves of the Company and other member companies of the Group;
- 3.6 the requirements and restrictions under the Companies Law of the Cayman Islands and the memorandum and articles of association of the Company;
- 3.7 general economic conditions, business cycle of the Group's business and other internal or external factors that may have an impact on the business or financial performance and position of the Group; and
- 3.8 any other factors that the Board may consider relevant.

### 4. Review of the Dividend Policy

The Board will review the Dividend Policy from time to time and may exercise at its sole and absolute discretion to update, amend and/or modify the Dividend Policy at any time as it deems fit and necessary.

### 5. Form of Dividend Payment

The Company may declare and pay dividends by way of cash or scrip or by other means that the Board considers appropriate.

This Dividend Policy shall in no way constitute a legally binding commitment by the Company in respect of its future dividend and/or in no way obligate the Company to declare a dividend at any time or from time to time.

## 股息政策 (續)

### 3. 指引

在決定是否建議股息及釐定股息金額時，本公司董事會須考慮(其中包括)：

- 3.1 本集團的一般財務狀況及流動資金狀況；
- 3.2 本集團的實際及預期財務表現；
- 3.3 本集團的公司發展計劃；
- 3.4 本集團的預期營運資金需求及資本支出；
- 3.5 本公司及本集團其他成員公司的保留溢利及其他可分派儲備；
- 3.6 根據開曼群島公司法及本公司之組織章程大綱及章程細則的規定及限制；
- 3.7 一般經濟狀況、本集團業務的業務週期及可能對本集團的業務或財務表現以及狀況造成影響的其他內部或外部因素；及
- 3.8 董事會可能認為相關的任何其他因素。

### 4. 審查股息政策

董事會將不時審查股息政策，並可於其認為合適及必要時隨時全權酌情決定更新、修訂及／或修改股息政策。

### 5. 股息派付形式

本公司可以現金或以股代息或董事會認為適當的其他方式宣派及派付股息。

本股息政策絕不構成本公司未來股息的具有法律約束力承諾，及／或絕不構成本公司於任何時候或不時宣派股息的責任。



# Independent Auditor's Report

## 獨立核數師報告



Ernst & Young  
22/F, CITIC Tower  
1 Tim Mei Avenue  
Central, Hong Kong

安永會計師事務所  
香港中環添美道1號  
中信大廈22樓

Tel 電話: +852 2846 9888  
Fax 傳真: +852 2868 4432  
ey.com

To the shareholders of Four Seas Mercantile Holdings Limited  
(Incorporated in the Cayman Islands with limited liability)

致四洲集團有限公司全體股東  
(於開曼群島註冊成立的有限公司)

## OPINION

We have audited the consolidated financial statements of Four Seas Mercantile Holdings Limited (the “Company”) and its subsidiaries (the “Group”) set out on pages 79 to 203, which comprise the consolidated statement of financial position as at 31 March 2020, and the consolidated statement of profit or loss, the consolidated statement of comprehensive income, the consolidated statement of changes in equity and the consolidated statement of cash flows for the year then ended, and notes to the consolidated financial statements, including a summary of significant accounting policies.

In our opinion, the consolidated financial statements give a true and fair view of the consolidated financial position of the Group as at 31 March 2020, and of its consolidated financial performance and its consolidated cash flows for the year then ended in accordance with Hong Kong Financial Reporting Standards (“HKFRSs”) issued by the Hong Kong Institute of Certified Public Accountants (“HKICPA”) and have been properly prepared in compliance with the disclosure requirements of the Hong Kong Companies Ordinance.

## BASIS FOR OPINION

We conducted our audit in accordance with Hong Kong Standards on Auditing (“HKSAs”) issued by the HKICPA. Our responsibilities under those standards are further described in the *Auditor’s responsibilities for the audit of the consolidated financial statements* section of our report. We are independent of the Group in accordance with the HKICPA’s *Code of Ethics for Professional Accountants* (the “Code”), and we have fulfilled our other ethical responsibilities in accordance with the Code. We believe that the audit evidence we have obtained is sufficient and appropriate to provide a basis for our opinion.

## 意見

我們已審計列載於第79至203頁的四洲集團有限公司(「貴公司」)及其附屬公司(「貴集團」)的綜合財務報表，此綜合財務報表包括於二零二零年三月三十一日的綜合財務狀況表與截至該日止年度的綜合損益表、綜合全面收益表、綜合權益變動表和綜合現金流量表，以及綜合財務報告附註，包括主要會計政策概要。

我們認為，該等綜合財務報表已根據香港會計師公會(「香港會計師公會」)頒布的香港財務報告準則(「香港財務報告準則」)真實而中肯地反映了貴集團於二零二零年三月三十一日的綜合財務狀況及截至該日止年度的綜合財務表現及綜合現金流量，並已遵照香港公司條例的披露規定妥為擬備。

## 意見的基礎

我們已根據香港會計師公會頒布的香港審計準則(「香港審計準則」)進行審計。我們在該等準則下承擔的責任已在本報告核數師就審計綜合財務報表承擔的責任部分中作進一步闡述。根據香港會計師公會頒布的專業會計師道德守則(「守則」)，我們獨立於貴集團，並已履行守則中的其他專業道德責任。我們相信，我們所獲得的審計憑證能充足及適當地為我們的審計意見提供基礎。

### KEY AUDIT MATTERS

Key audit matters are those matters that, in our professional judgement, were of most significance in our audit of the consolidated financial statements of the current period. These matters were addressed in the context of our audit of the consolidated financial statements as a whole, and in forming our opinion thereon, and we do not provide a separate opinion on these matters. For each matter below, our description of how our audit addressed the matter is provided in that context.

We have fulfilled the responsibilities described in the *Auditor's responsibilities for the audit of the consolidated financial statements* section of our report, including in relation to these matters. Accordingly, our audit included the performance of procedures designed to respond to our assessment of the risks of material misstatement of the consolidated financial statements. The results of our audit procedures, including the procedures performed to address the matters below, provide the basis for our audit opinion on the accompanying consolidated financial statements.

#### Key audit matter 關鍵審計事項

##### *Recoverability of trade receivables* 應收貿易賬款之可收回性

As at 31 March 2020, the Group had gross trade receivables of HK\$542,430,000 before impairment of HK\$14,048,000. The Group's accounting for impairment on trade receivables was based on a forward-looking expected credit loss ("ECL") approach, and the measurement on the Group's trade receivables under such approach was estimated by management through the application of judgements and use of highly subjective assumptions. The impact of economic factors, both current and future, and forward-looking factors specific to the debtors were also considered in management's assessment of the likelihood of recovery from customers.

於二零二零年三月三十一日，貴集團之應收貿易賬款總額為542,430,000港元（扣除減值14,048,000港元前）。貴集團應收貿易賬款減值的會計處理乃基於前瞻性的預期信貸損失（「預期信貸損失」）法，根據有關方法對貴集團應收貿易賬款的計量涉及管理層應用判斷作出的估計及高度主觀判斷。管理層於評估從客戶收回可能性時亦已考慮目前及未來經濟因素及債務人特定前瞻性因素的影響。

Due to the significance of trade receivables and the uncertainty inherent in such estimates, we considered this as a key audit matter. 由於應收貿易賬款的重要性及該等估計固有的不確定性，我們認為此乃關鍵審計事項。

Relevant disclosures are included in notes 3 and 23 to the consolidated financial statements.

相關披露資料載於綜合財務報告附註3及23。

### 關鍵審計事項

關鍵審計事項是根據我們的專業判斷，認為對本期綜合財務報表的審計最為重要的事項。這些事項是在對綜合財務報表整體進行審計並形成意見的背景下進行處理的，我們不對這些事項提供單獨的意見。我們對下述每一事項在審計中是如何應對的描述也以此為背景。

我們已經履行了本報告核數師就審計綜合財務報表承擔的責任部分闡述的責任，包括與這些關鍵審計事項相關的責任。相應地，我們的審計工作包括執行為應對評估的綜合財務報表重大錯誤陳述風險而設計的審計程序。我們執行審計程序的結果，包括應對下述關鍵審計事項所執行的程序，為綜合財務報表整體發表審計意見提供了基礎。

#### How our audit addressed the key audit matter 該事項在審計中是如何應對的

We evaluated management's expected credit loss provisioning methodology, key data input and the assumptions, including both historical and forward-looking information, used to determine the expected credit losses by checking to the payment history, ageing of the trade receivables, the subsequent settlement of the trade receivables and other relevant information on a sampling basis. We also evaluated management's procedures on aged receivables, tested the ageing classification of receivables and evaluated loss allowance rates based on the current economic conditions and forward-looking information.

我們抽樣查核付款記錄、應收貿易賬款賬齡、應收貿易賬款後續結算及其他相關資料，以評估管理層的預期信貸損失撥備方法、預期信貸損失的關鍵輸入數據及假設，包括過往及前瞻性資料。我們亦評估管理層對賬齡較高的應收款的程序、測試應收款的賬齡分類，並根據當前的經濟狀況及前瞻性資料評估虧損撥備率。

## KEY AUDIT MATTERS (continued)

### Key audit matter 關鍵審計事項

#### *Write-down of slow-moving inventories* 撇減滯銷存貨

As at 31 March 2020, the Group had inventories of HK\$345,511,000. The write-down of slow-moving inventories is estimated by management through the application of significant judgement and use of highly subjective assumptions on future sales estimation. The specific factors considered by management in the estimation of the provision include types of inventories, the conditions of the inventories, expiration dates of the inventories, the forecast inventory usage and sales.

於二零二零年三月三十一日，貴集團之存貨為345,511,000港元。撇減滯銷存貨乃由管理層通過對日後銷售估計應用了重大判斷及使用高度主觀假設進行估計。管理層在估計撥備時所考慮的具體因素包括存貨類別、存貨狀況、存貨到期日以及預測存貨用量及銷售情況。

Relevant disclosures are included in notes 3 and 22 to the consolidated financial statements.

相關披露資料載於綜合財務報告附註3及22。

#### *Impairment of goodwill and property, plant and equipment* 商譽以及物業、廠房及設備減值

As at 31 March 2020, the Group had goodwill of HK\$42,858,000 and property, plant and equipment of HK\$937,966,000, including right-of-use assets of HK\$564,825,000. The Group is required to perform impairment test for goodwill on an annual basis and property, plant and equipment where an indicator of impairment of these assets exists. The impairment test is based on the recoverable amounts of cash-generating units to which the goodwill and property, plant and equipment are associated with. Impairment losses of HK\$6,852,000 have been recorded to reduce the carrying amount of certain property, plant and equipment, including right-of-use assets, to their estimated recoverable amounts.

於二零二零年三月三十一日，貴集團之商譽為42,858,000港元以及物業、廠房及設備為937,966,000港元，包括使用權資產564,825,000港元。貴集團每年須就商譽以及存在資產減值跡象之物業、廠房及設備進行減值測試。減值測試基於商譽以及物業、廠房及設備相關之現金產生單位之可收回金額進行。已記錄減值虧損6,852,000港元以將若干物業、廠房及設備(包括使用權資產)之賬面值減至其估計可收回金額。

When performing the impairment tests, management determined the recoverable amounts of the relevant cash-generating units as at 31 March 2020 based on value-in-use calculations using the discounted cash flow method. Management's assessment process involves significant judgements and assumptions, including the expected future cash flow forecasts, associated growth rates and the discount rate applied, which were sensitive for expected future market conditions and cash-generating units' actual performance.

於進行減值測試時，管理層已使用現金流貼現法計算之使用價值釐定相關現金產生單位於二零二零年三月三十一日之可收回金額。管理層的評估程序涉及較容易受預期未來市況及現金產生單位實際表現影響之重大判斷及假設，包括預期未來現金流預測、相關增長率及所應用之貼現率。

Relevant disclosures are included in notes 3, 14, 15 and 18 to the consolidated financial statements.

相關披露資料載於綜合財務報告附註3、14、15及18。

## 關鍵審計事項(續)

### How our audit addressed the key audit matter 該事項在審計中是如何應對的

Our audit procedures included the assessment of controls over identifying and valuing obsolete, damaged, slow-moving, excess and other inventory items whose costs may not be fully recoverable; and evaluating the methodologies, input and assumptions used by the management in calculating the inventory provision by reviewing subsequent sales quantity after the year end and comparing with historical sales record. We also test the ageing classification of inventories and subsequent usage of raw materials and work-in-progress, and subsequent sales of finished goods.

我們的審計程序包括評估對於識別和評估陳舊、損毀、滯銷、過剩及其他未能全部收回成本之存貨的監控；及透過審閱年結日後的其後銷售數量及與過往銷售記錄作出比較去評估管理層計算存貨撥備時所用的方法、輸入數據和假設。我們亦已測試存貨的賬齡分類以及原材料及半成品的其後使用情況及產成品的其後銷售情況。

We evaluated management's impairment assessments based on the Group's accounting policies and procedures, and our understanding of the Group's business.

我們根據貴集團之會計政策及程序以及我們對貴集團業務之理解評估管理層之減值評估。

Our audit procedures included examining and recalculating management's discounted cash flow projections for the determination of value-in-use and assessing key assumptions such as the budgeted gross margin and growth rates by comparison to recent historical financial performance of the cash-generating units. We also performed sensitivity analysis on the key assumptions and discounted cash flow projections. For the discount rates used in determining the recoverable amounts of the cash-generating units, we either involved our valuation expert to assist us with our assessment of the discount rates or made reference to market data and comparable companies in the industry.

我們的審核程序包括審查及重新計算管理層就釐定使用價值之貼現現金流預測，及透過比較現金產生單位之最新過往財務表現來評估主要假設，例如預算毛利率及增長率。我們亦對主要假設及貼現現金流預測進行敏感度分析。就於釐定現金產生單位之可收回金額時所使用之貼現率而言，我們邀請我們的估值專家協助我們評估貼現率，或參考市場數據及行業之可比較公司。

## OTHER INFORMATION INCLUDED IN THE ANNUAL REPORT

The directors of the Company are responsible for the other information. The other information comprises the information included in the Annual Report, other than the consolidated financial statements and our auditor's report thereon.

Our opinion on the consolidated financial statements does not cover the other information and we do not express any form of assurance conclusion thereon.

In connection with our audit of the consolidated financial statements, our responsibility is to read the other information and, in doing so, consider whether the other information is materially inconsistent with the consolidated financial statements or our knowledge obtained in the audit or otherwise appears to be materially misstated. If, based on the work we have performed, we conclude that there is a material misstatement of this other information, we are required to report that fact. We have nothing to report in this regard.

## RESPONSIBILITIES OF THE DIRECTORS FOR THE CONSOLIDATED FINANCIAL STATEMENTS

The directors of the Company are responsible for the preparation of the consolidated financial statements that give a true and fair view in accordance with HKFRSs issued by the HKICPA and the disclosure requirements of the Hong Kong Companies Ordinance, and for such internal control as the directors determine is necessary to enable the preparation of consolidated financial statements that are free from material misstatement, whether due to fraud or error.

In preparing the consolidated financial statements, the directors of the Company are responsible for assessing the Group's ability to continue as a going concern, disclosing, as applicable, matters related to going concern and using the going concern basis of accounting unless the directors of the Company either intend to liquidate the Group or to cease operations or have no realistic alternative but to do so.

The directors of the Company are assisted by the Audit Committee in discharging their responsibilities for overseeing the Group's financial reporting process.

## 刊載於年度報告內其他信息

貴公司董事需對其他信息負責。其他信息包括刊載於年度報告內的信息，但不包括綜合財務報表及我們的核數師報告。

我們對綜合財務報表的意見並不涵蓋其他信息，我們亦不對該等其他信息發表任何形式的鑒證結論。

結合我們對綜合財務報表的審計，我們的責任是閱讀其他信息，在此過程中，考慮其他信息是否與綜合財務報表或我們在審計過程中所瞭解的情況存在重大抵觸或者似乎存在重大錯誤陳述的情況。基於我們已執行的工作，如果我們認為其他信息存在重大錯誤陳述，我們需要報告該事實。在這方面，我們沒有任何報告。

## 董事就綜合財務報表須承擔的責任

貴公司董事須負責根據香港會計師公會頒布的香港財務報告準則及香港公司條例的披露規定擬備真實而中肯的綜合財務報表，並對其認為為使綜合財務報表的擬備不存在由於欺詐或錯誤而導致的重大錯誤陳述所需的內部控制負責。

在擬備綜合財務報表時，貴公司董事負責評估貴集團持續經營的能力，並在適用情況下披露與持續經營有關的事項，以及使用持續經營為會計基礎，除非貴公司董事有意將貴集團清盤或停止經營，或別無其他實際的替代方案。

審核委員會協助貴公司董事履行職責，監督貴集團的財務報告過程。

# Independent Auditor's Report

## 獨立核數師報告

### AUDITOR'S RESPONSIBILITIES FOR THE AUDIT OF THE CONSOLIDATED FINANCIAL STATEMENTS

Our objectives are to obtain reasonable assurance about whether the consolidated financial statements as a whole are free from material misstatement, whether due to fraud or error, and to issue an auditor's report that includes our opinion. Our report is made solely to you, as a body, and for no other purpose. We do not assume responsibility towards or accept liability to any other person for the contents of this report.

Reasonable assurance is a high level of assurance, but is not a guarantee that an audit conducted in accordance with HKSA's will always detect a material misstatement when it exists. Misstatements can arise from fraud or error and are considered material if, individually or in the aggregate, they could reasonably be expected to influence the economic decisions of users taken on the basis of these consolidated financial statements.

As part of an audit in accordance with HKSA's, we exercise professional judgement and maintain professional scepticism throughout the audit. We also:

- Identify and assess the risks of material misstatement of the consolidated financial statements, whether due to fraud or error, design and perform audit procedures responsive to those risks, and obtain audit evidence that is sufficient and appropriate to provide a basis for our opinion. The risk of not detecting a material misstatement resulting from fraud is higher than for one resulting from error, as fraud may involve collusion, forgery, intentional omissions, misrepresentations, or the override of internal control.
- Obtain an understanding of internal control relevant to the audit in order to design audit procedures that are appropriate in the circumstances, but not for the purpose of expressing an opinion on the effectiveness of the Group's internal control.
- Evaluate the appropriateness of accounting policies used and the reasonableness of accounting estimates and related disclosures made by the directors.

### 核數師就審計綜合財務報表承擔的責任

我們的目標，是對綜合財務報表整體是否不存在由於欺詐或錯誤而導致的重大錯誤陳述取得合理保證，並出具包括我們意見的核數師報告。我們僅對全體成員作出報告，除此以外，本報告並無其他用途。我們不會就核數師報告的內容向任何其他人士負責或承擔任何責任。

合理保證是高水平的保證，但不能保證按照香港審計準則進行的審計，在某一重大錯誤陳述存在時總能發現。錯誤陳述可以由欺詐或錯誤引起，如果合理預期它們單獨或匯總起來可能影響綜合財務報表使用者依賴綜合財務報表所作出的經濟決定，則有關的錯誤陳述可被視作重大。

在根據香港審計準則進行審計的過程中，我們運用了專業判斷，保持了專業懷疑態度。我們亦：

- 識別和評估由於欺詐或錯誤而導致綜合財務報表存在重大錯誤陳述的風險，設計及執行審計程序以應對這些風險，以及獲取充足和適當的審計憑證，作為我們意見的基礎。由於欺詐可能涉及串謀、偽造、蓄意遺漏、虛假陳述，或凌駕於內部控制之上，因此未能發現因欺詐而導致的重大錯誤陳述的風險高於未能發現因錯誤而導致的重大錯誤陳述的風險。
- 瞭解與審計相關的內部控制，以設計適當的審計程序，但目的並非對貴集團內部控制的有效性發表意見。
- 評價董事所採用會計政策的恰當性及作出會計估計和相關披露的合理性。

## AUDITOR'S RESPONSIBILITIES FOR THE AUDIT OF THE CONSOLIDATED FINANCIAL STATEMENTS (continued)

- Conclude on the appropriateness of the directors' use of the going concern basis of accounting and, based on the audit evidence obtained, whether a material uncertainty exists related to events or conditions that may cast significant doubt on the Group's ability to continue as a going concern. If we conclude that a material uncertainty exists, we are required to draw attention in our auditor's report to the related disclosures in the consolidated financial statements or, if such disclosures are inadequate, to modify our opinion. Our conclusions are based on the audit evidence obtained up to the date of our auditor's report. However, future events or conditions may cause the Group to cease to continue as a going concern.
- Evaluate the overall presentation, structure and content of the consolidated financial statements, including the disclosures, and whether the consolidated financial statements represent the underlying transactions and events in a manner that achieves fair presentation.
- Obtain sufficient appropriate audit evidence regarding the financial information of the entities or business activities within the Group to express an opinion on the consolidated financial statements. We are responsible for the direction, supervision and performance of the group audit. We remain solely responsible for our audit opinion.

We communicate with the Audit Committee regarding, among other matters, the planned scope and timing of the audit and significant audit findings, including any significant deficiencies in internal control that we identify during our audit.

We also provide the Audit Committee with a statement that we have complied with relevant ethical requirements regarding independence and to communicate with them all relationships and other matters that may reasonably be thought to bear on our independence, and where applicable, related safeguards.

## 核數師就審計綜合財務報表承擔的責任(續)

- 對董事採用持續經營會計基礎的恰當性作出結論。根據所獲取的審計憑證，確定是否存在與事項或情況有關的重大不確定性，從而可能導致對貴集團的持續經營能力產生重大疑慮。如果我們認為存在重大不確定性，則有必要在核數師報告中提請使用者注意綜合財務報表中的相關披露。假若有關的披露不足，則我們應當發表非無保留意見。我們的結論是基於核數師報告日止所取得的審計憑證。然而，未來事項或情況可能導致貴集團不能持續經營。
- 評價綜合財務報表的整體列報方式、結構和內容，包括披露，以及綜合財務報表是否中肯反映交易和事項。
- 就貴集團內實體或業務活動的財務信息獲取充足、適當的審計憑證，以便對綜合財務報表發表意見。我們負責貴集團審計的方向、監督和執行。我們為審計意見承擔全部責任。

除其他事項外，我們與審核委員會溝通了計劃的審計範圍、時間安排、重大審計發現等，包括我們在審計中識別出內部控制的任何重大缺陷。

我們還向審核委員會提交聲明，說明我們已符合有關獨立性的相關專業道德要求，並與他們溝通有可能合理地被認為會影響我們獨立性的所有關係和其他事項，以及在適用的情況下，相關的防範措施。

# Independent Auditor's Report

## 獨立核數師報告

### AUDITOR'S RESPONSIBILITIES FOR THE AUDIT OF THE CONSOLIDATED FINANCIAL STATEMENTS (continued)

From the matters communicated with the Audit Committee, we determine those matters that were of most significance in the audit of the consolidated financial statements of the current period and are therefore the key audit matters. We describe these matters in our auditor's report unless law or regulation precludes public disclosure about the matter or when, in extremely rare circumstances, we determine that a matter should not be communicated in our report because the adverse consequences of doing so would reasonably be expected to outweigh the public interest benefits of such communication.

The engagement partner on the audit resulting in this independent auditor's report is Ki Wing Yee, Winnie.

### 核數師就審計綜合財務報表承擔的責任 (續)

從與審核委員會溝通的事項中，我們確定哪些事項對本期綜合財務報表的審計最為重要，因而構成關鍵審計事項。我們在核數師報告中描述這些事項，除非法律法規不允許公開披露這些事項，或在極端罕見的情況下，如果合理預期在我們報告中溝通某事項造成的負面後果超過產生的公眾利益，我們決定不應在報告中溝通該事項。

出具本獨立核數師報告的審計項目合夥人是祁詠儀。

**Ernst & Young**  
*Certified Public Accountants*

Hong Kong  
29 June 2020

**安永會計師事務所**  
執業會計師

香港  
二零二零年六月二十九日

# Consolidated Statement of Profit or Loss

## 綜合損益表

Year ended 31 March 2020 截至二零二零年三月三十一日止年度

		Notes	2020 二零二零年 HK\$'000 港幣千元	2019 二零一九年 HK\$'000 港幣千元
		附註		
<b>REVENUE</b>	<b>收入</b>	5	<b>2,928,037</b>	3,028,987
Cost of sales	銷售成本		<b>(2,075,446)</b>	(2,056,203)
Gross profit	毛利		<b>852,591</b>	972,784
Other income and gains/(losses), net	其他收入及收益／(虧損)， 淨額	5	<b>22,601</b>	11,903
Selling and distribution expenses	銷售及分銷費用		<b>(539,632)</b>	(587,512)
Administrative expenses	行政開支		<b>(284,693)</b>	(297,298)
Other operating expenses	其他營運開支		<b>(27,501)</b>	(17,327)
Finance costs	融資成本	6	<b>(31,790)</b>	(16,795)
Share of profits and losses of associates	應佔聯營公司溢利及虧損		<b>8,748</b>	2,541
<b>PROFIT BEFORE TAX</b>	<b>除稅前溢利</b>	7	<b>324</b>	68,296
Income tax expense	所得稅開支	11	<b>(14,603)</b>	(30,352)
<b>PROFIT/(LOSS) FOR THE YEAR</b>	<b>年內溢利／(虧損)</b>		<b>(14,279)</b>	37,944
Attributable to:	歸屬於：			
Equity holders of the Company	本公司權益所有者		<b>(19,808)</b>	30,161
Non-controlling interests	非控股權益		<b>5,529</b>	7,783
			<b>(14,279)</b>	37,944
			<i>HK cents</i> 港仙	<i>HK cents</i> 港仙
<b>EARNINGS/(LOSS) PER SHARE</b>	<b>本公司普通權益所有者</b>			
<b>ATTRIBUTABLE TO ORDINARY</b>	<b>應佔每股盈利／(虧損)</b>			
<b>EQUITY HOLDERS OF THE COMPANY</b>				
– Basic and diluted	– 基本及攤薄	13	<b>(5.2)</b>	7.8



# Consolidated Statement of Comprehensive Income

## 綜合全面收益表

Year ended 31 March 2020 截至二零二零年三月三十一日止年度

		2020 二零二零年 HK\$'000 港幣千元	2019 二零一九年 HK\$'000 港幣千元
<b>PROFIT/(LOSS) FOR THE YEAR</b>	<b>年內溢利／(虧損)</b>	<b>(14,279)</b>	37,944
<b>OTHER COMPREHENSIVE LOSS</b>	<b>其他全面虧損</b>		
<i>Other comprehensive loss that may be reclassified to profit or loss in subsequent periods:</i>	<i>將於往後期間可能重新分類至損益之其他全面虧損：</i>		
Exchange differences:	匯兌差額：		
Exchange differences on translation of foreign operations	換算海外業務之匯兌差額	(57,164)	(61,010)
Reclassification adjustments for voluntary liquidation of foreign operations	自願清盤海外業務之重新分類調整	-	(3,195)
Share of other comprehensive loss of associates	應佔聯營公司其他全面虧損	(2,476)	(2,753)
<b>OTHER COMPREHENSIVE LOSS FOR THE YEAR, NET OF TAX</b>	<b>年內其他全面虧損，除稅後</b>	<b>(59,640)</b>	(66,958)
<b>TOTAL COMPREHENSIVE LOSS FOR THE YEAR</b>	<b>年內總全面虧損</b>	<b>(73,919)</b>	(29,014)
Attributable to:	歸屬於：		
Equity holders of the Company	本公司權益所有者	(78,192)	(34,928)
Non-controlling interests	非控股權益	4,273	5,914
		<b>(73,919)</b>	(29,014)

# Consolidated Statement of Financial Position

## 綜合財務狀況表

31 March 2020 二零二零年三月三十一日

			2020 二零二零年 HK\$'000 港幣千元	2019 二零一九年 HK\$'000 港幣千元
	Notes 附註			
<b>NON-CURRENT ASSETS</b>		<b>非流動資產</b>		
Property, plant and equipment	14	物業、廠房及設備	937,966	494,692
Investment property	17	投資物業	19,037	20,346
Prepaid land lease payments	15	預付土地租賃款項	-	85,825
Goodwill	18	商譽	42,858	44,699
Other intangible assets	19	其他無形資產	321	540
Investments in associates	20	於聯營公司之投資	155,107	149,186
Equity investment designated at fair value through other comprehensive income		指定為按公平值透過其他全面收益入賬的權益投資	1	-
Financial assets at fair value through profit or loss	25	按公平值透過損益入賬的金融資產	33,340	30,780
Deposits	24	訂金	28,426	33,396
Deferred tax assets	29	遞延稅項資產	7,996	8,691
Total non-current assets		非流動資產總值	1,225,052	868,155
<b>CURRENT ASSETS</b>		<b>流動資產</b>		
Inventories	22	存貨	345,511	356,608
Trade receivables	23	應收貿易賬款	528,382	571,975
Prepayments, deposits and other receivables		預付款項、訂金及其他應收款項	244,495	123,666
Tax recoverable		可收回稅項	2,001	666
Financial assets at fair value through profit or loss	25	按公平值透過損益入賬的金融資產	41,354	41,762
Cash and cash equivalents	26	現金及現金等值項目	506,981	590,979
Total current assets		流動資產總值	1,668,724	1,685,656
<b>CURRENT LIABILITIES</b>		<b>流動負債</b>		
Trade payables, other payables and accruals		應付貿易賬款、其他應付款項及應計負債	330,391	345,754
Interest-bearing bank borrowings	28	須繳付利息之銀行貸款	699,424	705,883
Lease liabilities	16	租賃負債	133,074	-
Tax payable		應付稅項	7,543	10,148
Total current liabilities		流動負債總值	1,170,432	1,061,785
<b>NET CURRENT ASSETS</b>		<b>流動資產淨額</b>	498,292	623,871
<b>TOTAL ASSETS LESS CURRENT LIABILITIES</b>		<b>總資產減流動負債</b>	1,723,344	1,492,026

# Consolidated Statement of Financial Position

## 綜合財務狀況表

31 March 2020 二零二零年三月三十一日

			2020 二零二零年 HK\$'000 港幣千元	2019 二零一九年 HK\$'000 港幣千元
		<i>Notes</i> 附註		
<b>NON-CURRENT LIABILITIES</b>	<b>非流動負債</b>			
Interest-bearing bank borrowings	須繳付利息之銀行貸款	28	60,000	–
Lease liabilities	租賃負債	16	302,063	–
Deferred tax liabilities	遞延稅項負債	29	16,083	17,466
Total non-current liabilities	非流動負債總值		378,146	17,466
Net assets	資產淨額		1,345,198	1,474,560
<b>EQUITY</b>	<b>權益</b>			
<b>Equity attributable to equity holders of the Company</b>	<b>歸屬於本公司權益所有者的權益</b>			
Issued capital	已發行股本	30	38,425	38,425
Reserves	儲備	32	1,268,904	1,398,753
Non-controlling interests	非控股權益		1,307,329	1,437,178
Total equity	權益總值		37,869	37,382
			1,345,198	1,474,560

TAI Tak Fung, Stephen 戴德豐  
Director 董事

NAM Chi Ming, Gibson 藍志明  
Director 董事

# Consolidated Statement of Changes in Equity

## 綜合權益變動表

Year ended 31 March 2020 截至二零二零年三月三十一日止年度

Attributable to equity holders of the Company

歸屬於本公司權益所有者

		Issued capital 已發行股本	Share premium account 股份溢價賬	Reserve funds 儲備金	Capital reserve 資本儲備	Capital redemption reserve 資本贖回儲備	Exchange fluctuation reserve 匯兌波動儲備	Retained profits 保留溢利	Total	Non-controlling interests 非控股權益	Total equity 權益總值
Note		HKS'000 港幣千元 (note 30) (附註30)	HKS'000 港幣千元 (note 32) (附註32)	HKS'000 港幣千元 (note 32) (附註32)	HKS'000 港幣千元 (note 32) (附註32)	HKS'000 港幣千元 (note 32) (附註32)	HKS'000 港幣千元 (note 32) (附註32)	HKS'000 港幣千元 (note 32) (附註32)	HKS'000 港幣千元 (note 32) (附註32)	HKS'000 港幣千元 (note 32) (附註32)	HKS'000 港幣千元 (note 32) (附註32)
At 1 April 2018	於二零一八年四月一日	38,425	199,301	13,904	750	1,531	98,311	1,250,214	1,602,436	35,697	1,638,133
Profit for the year	年內溢利	-	-	-	-	-	-	30,161	30,161	7,783	37,944
Other comprehensive loss for the year:	年內其他全面虧損:										
Exchange differences related to foreign operations	有關海外業務的匯兌差額	-	-	-	-	-	(65,089)	-	(65,089)	(1,869)	(66,958)
Total comprehensive loss for the year	年內總全面虧損	-	-	-	-	-	(65,089)	30,161	(34,928)	5,914	(29,014)
Contribution by non-controlling interests	非控股權益注資	-	-	-	-	-	-	-	-	1,960	1,960
Acquisition of non-controlling interests	收購非控股權益	-	-	112	-	-	(95)	2,222	2,239	(4,759)	(2,520)
Dividends paid to non-controlling shareholders	已付予非控股股東股息	-	-	-	-	-	-	-	-	(1,430)	(1,430)
Final 2018 dividend declared	宣派二零一八年末期股息	12	-	-	-	-	-	(24,977)	(24,977)	-	(24,977)
Interim 2019 dividend	二零一九年中期股息	12	-	-	-	-	-	(11,528)	(11,528)	-	(11,528)
Special dividend declared	宣派特別股息	12	-	-	-	-	-	(96,064)	(96,064)	-	(96,064)
Transfer to reserve funds	轉撥至儲備金	-	-	1,606	-	-	-	(1,606)	-	-	-
Transfer to capital reserve	轉撥至資本儲備	-	-	-	3,541	-	-	(3,541)	-	-	-
At 31 March 2019	於二零一九年三月三十一日	38,425	199,301*	15,622*	4,291*	1,531*	33,127*	1,144,881*	1,437,178	37,382	1,474,560

# Consolidated Statement of Changes in Equity

## 綜合權益變動表

Year ended 31 March 2020 截至二零二零年三月三十一日止年度

		Attributable to equity holders of the Company 歸屬於本公司權益所有者									
		Issued capital 已發行股本	Share premium account 股份溢價賬	Reserve funds 儲備金	Capital reserve 資本儲備	Capital redemption reserve 資本贖回儲備	Exchange fluctuation reserve 匯兌波動儲備	Retained profits 保留溢利	Total	Non-controlling interests 非控股權益	Total equity 權益總值
Notes 附註		HK\$'000 港幣千元 (note 30) (附註30)	HK\$'000 港幣千元 (note 32) (附註32)	HK\$'000 港幣千元 (note 32) (附註32)	HK\$'000 港幣千元 (note 32) (附註32)	HK\$'000 港幣千元 (note 32) (附註32)	HK\$'000 港幣千元 (note 32) (附註32)	HK\$'000 港幣千元	HK\$'000 港幣千元	HK\$'000 港幣千元	HK\$'000 港幣千元
At 31 March 2019	於二零一九年三月三十一日	38,425	199,301	15,622	4,291	1,531	33,127	1,144,881	1,437,178	37,382	1,474,560
Effect of adoption of HKFRS 16	採納香港財務報告準則第16號之影響	2.2	-	-	-	-	-	(14,783)	(14,783)	(2,746)	(17,529)
At 1 April 2019 (restated)	於二零一九年四月一日(經重列)	38,425	199,301	15,622	4,291	1,531	33,127	1,130,098	1,422,395	34,636	1,457,031
Profit/(loss) for the year	年內溢利/(虧損)	-	-	-	-	-	-	(19,808)	(19,808)	5,529	(14,279)
Other comprehensive loss for the year:	年內其他全面虧損:										
Exchange differences related to foreign operations	有關海外業務的匯兌差額	-	-	-	-	-	(58,384)	-	(58,384)	(1,256)	(59,640)
Total comprehensive loss for the year	年內總全面虧損	-	-	-	-	-	(58,384)	(19,808)	(78,192)	4,273	(73,919)
Contribution by non-controlling interests	非控股權益注資	-	-	-	-	-	-	-	-	400	400
Acquisition of non-controlling interests	收購非控股權益	-	-	-	-	-	-	(369)	(369)	(219)	(588)
Dividends paid to non-controlling shareholders	已付予非控股股東股息	-	-	-	-	-	-	-	-	(1,221)	(1,221)
Final 2019 dividend declared	宣派二零一九年末期股息	12	-	-	-	-	-	(24,977)	(24,977)	-	(24,977)
Interim 2020 dividend	二零二零年中期股息	12	-	-	-	-	-	(11,528)	(11,528)	-	(11,528)
Transfer to reserve funds	轉撥至儲備金	-	-	92	-	-	-	(92)	-	-	-
At 31 March 2020	於二零二零年三月三十一日	38,425	199,301*	15,714*	4,291*	1,531*	(25,257)*	1,073,324*	1,307,329	37,869	1,345,198

\* These reserve accounts comprise the consolidated reserves of HK\$1,268,904,000 (2019: HK\$1,398,753,000) in the consolidated statement of financial position.

\* 該等儲備賬為計入綜合財務狀況表中之綜合儲備1,268,904,000港元(二零一九年:1,398,753,000港元)。

# Consolidated Statement of Cash Flows

## 綜合現金流量表

Year ended 31 March 2020 截至二零二零年三月三十一日止年度

	Notes 附註	2020 二零二零年 HK\$'000 港幣千元	2019 二零一九年 HK\$'000 港幣千元
<b>CASH FLOWS FROM OPERATING ACTIVITIES</b>	<b>經營業務之現金流量</b>		
Profit before tax	除稅前溢利	324	68,296
Adjustments for:	就下列各項作出調整：		
Share of profits and losses of associates	應佔聯營公司溢利及虧損	(8,748)	(2,541)
Bank interest income	銀行利息收入	(6,813)	(7,128)
Dividend income	股息收入	(5,040)	(1,352)
Amortisation of deferred gain	攤銷遞延收益	-	(2,416)
Fair value gain on an investment property	投資物業之公平值收益	-	(468)
Fair value losses on financial assets at fair value through profit or loss	按公平值透過損益入賬的金融資產之公平值虧損	2,208	9,722
Finance costs	融資成本	31,790	16,795
Loss on disposal/write-off of items of property, plant and equipment, net	出售／撇銷物業、廠房及設備項目之虧損，淨額	483	4,181
Depreciation of property, plant and equipment, except right-of-use assets	物業、廠房及設備之折舊，使用權資產除外	61,447	64,065
Depreciation of right-of-use assets	使用權資產之折舊	140,235	-
Gain on derecognition of right-of-use assets, net	終止確認使用權資產之收益，淨額	(1,831)	-
Gain on remeasurement of lease liabilities, net	重新計量租賃負債之收益，淨額	(53)	-
Amortisation of prepaid land lease payments	預付土地租賃款項之攤銷	-	2,900
Amortisation of other intangible assets	其他無形資產之攤銷	219	1,811
Impairment of items of property, plant and equipment, except right-of-use assets	物業、廠房及設備項目之減值，使用權資產除外	3,459	-
Impairment of right-of-use assets	使用權資產之減值	3,393	-
Impairment of trade receivables	應收貿易賬款之減值	10,654	3,289
Write-down of slow-moving inventories	滯銷存貨撇銷	3,537	431
		235,264	157,585
Increase in inventories	存貨之增加	(5,748)	(16,675)
Decrease/(increase) in trade receivables	應收貿易賬款之減少／(增加)	20,715	(3,070)
Increase in prepayments, deposits and other receivables	預付款項、訂金及其他應收款項之增加	(2,731)	(16,940)
Decrease in trade payables, other payables and accruals	應付貿易賬款、其他應付款項及應計負債之減少	(4,389)	(7,997)
Cash generated from operations	經營業務所得之現金	243,111	112,903
Interest portion of lease payments	租賃付款之利息部分	(11,173)	-
Hong Kong profits tax paid	已付香港利得稅	(14,219)	(30,042)
Overseas taxes paid	已付其他稅項	(4,718)	(8,997)
Net cash flows from operating activities	經營業務之現金流入淨額	213,001	73,864

- page 86

- 86頁

# Consolidated Statement of Cash Flows

## 綜合現金流量表

Year ended 31 March 2020 截至二零二零年三月三十一日止年度

		Notes 附註	2020 二零二零年 HK\$'000 港幣千元	2019 二零一九年 HK\$'000 港幣千元
Net cash flows from operating activities – page 85	經營業務之現金流入淨額 – 85頁		213,001	73,864
<b>CASH FLOWS FROM INVESTING ACTIVITIES</b>	<b>投資業務之現金流量</b>			
Bank interest received	已收銀行利息		6,813	7,128
Dividends received from listed investments	收取上市投資股息		5,040	1,352
Purchases of items of property, plant and equipment	購入物業、廠房及設備項目	14(a)	(43,719)	(61,431)
Proceeds from disposal of items of property, plant and equipment	出售物業、廠房及設備項目 所得款項		1,470	321
Proceeds from disposal of financial assets at fair value through profit or loss	出售按公平值透過損益入賬 之金融資產之所得款項		2,873	–
Purchases of financial assets at fair value through profit or loss	購入按公平值透過損益入賬 之金融資產		(7,233)	(27,931)
Purchase of equity investment designated at fair value through other comprehensive income	購入指定為按公平值透過其他 全面收益入賬的權益投資		(1)	–
Increase in loan receivables	應收貸款增加		(122,053)	–
Capital return from an associate	聯營公司之資本退回		–	20,550
Acquisition of non-controlling interests of a subsidiary	收購附屬公司之非控股權益		(588)	(2,520)
Net cash flows used in investing activities	投資業務之現金流出淨額		(157,398)	(62,531)
<b>CASH FLOWS FROM FINANCING ACTIVITIES</b>	<b>融資活動之現金流量</b>			
New bank and trust receipt loans	新增銀行貸款及信託收據貸款		1,093,495	1,266,280
Repayment of bank and trust receipt loans	銀行貸款及信託收據貸款之還款		(1,036,390)	(1,329,304)
Interest paid	已付利息		(20,617)	(16,795)
Contribution by non-controlling interests	非控股權益注資		400	1,960
Principal portion of lease payments	租賃付款之本金部分	33	(129,683)	–
Dividends paid	已付股息		(36,505)	(132,569)
Dividends paid to non-controlling shareholders	已付予非控股股東股息		(1,221)	(1,430)
Net cash flows used in financing activities	融資活動之現金流出淨額		(130,521)	(211,858)

# Consolidated Statement of Cash Flows

## 綜合現金流量表

Year ended 31 March 2020 截至二零二零年三月三十一日止年度

		2020 二零二零年 HK\$'000 港幣千元	2019 二零一九年 HK\$'000 港幣千元
	Note 附註		
<b>NET DECREASE IN CASH AND CASH EQUIVALENTS</b>	<b>現金及現金等值項目 減少淨額</b>	<b>(74,918)</b>	<b>(200,525)</b>
Cash and cash equivalents at beginning of year	年初之現金及現金等值項目	590,979	802,085
Effect of foreign exchange rate changes, net	匯率變動影響，淨額	(9,080)	(10,581)
<b>CASH AND CASH EQUIVALENTS AT END OF YEAR</b>	<b>年終之現金及 現金等值項目</b>	<b>506,981</b>	<b>590,979</b>
<b>ANALYSIS OF BALANCES OF CASH AND CASH EQUIVALENTS</b>	<b>現金及現金等值項目 結存之分析</b>		
Cash and bank balances	現金及銀行結存	26 353,091	403,256
Time deposits	定期存款	26 153,890	187,723
Cash and cash equivalents	現金及現金等值項目	<b>506,981</b>	<b>590,979</b>



# Notes to Financial Statements

## 財務報告附註

Year ended 31 March 2020 截至二零二零年三月三十一日止年度

### 1. CORPORATE AND GROUP INFORMATION

Four Seas Mercantile Holdings Limited (the “Company”) is a limited liability company incorporated in the Cayman Islands. The registered office of the Company is located at the office of Sterling Trust (Cayman) Limited, with the address being Whitehall House, 238 North Church Street, P.O. Box 1043, George Town, Grand Cayman KY1-1102, Cayman Islands.

During the year, the Group was principally engaged in investment holding, manufacturing and trading of snack foods, confectionery, beverages, frozen food products, noodles, ham and ham-related products, and the operations of restaurants.

#### Information about subsidiaries

Particulars of the Company’s principal subsidiaries are as follows:

Name 名稱	Place of incorporation/ registration and business 註冊成立/ 登記及經營地點	Issued ordinary/ registered and fully paid-up capital 已發行 普通股/註冊 及繳足股本	Percentage of equity attributable to the Company 本公司應佔權益百分比		Principal activities 主要業務
			Direct 直接	Indirect 間接	
Champ Business Development Limited* 俊業發展有限公司*	Hong Kong 香港	HK\$20,000,000 20,000,000港元	–	70.0	Investment holding 投資控股
Cowboy Food Company Limited 牛仔食品有限公司	Hong Kong 香港	HK\$6,000,000 6,000,000港元	–	85.0	Manufacturing of snack foods 小食製造
Crowne Profits Limited*	British Virgin Islands 英屬處女群島	US\$1 1美元	–	100.0	Investment holding 投資控股
E-Options Technology Limited*	British Virgin Islands 英屬處女群島	US\$1 1美元	–	100.0	Property holding 物業控股
Elegant Town Investments Limited 雅城投資有限公司	Hong Kong 香港	HK\$1 1港元	–	100.0	Investment holding 投資控股
Ever Media Limited	Hong Kong 香港	HK\$1 1港元	–	100.0	Investment holding 投資控股
Fancy Talent Ecommerce Company Limited* 零食物語電子商務有限公司*	Hong Kong 香港	HK\$10,000,000 10,000,000港元	–	100.0	E-commerce retailing of confectionery and food products 糖果及食品之 電子商貿零售

### 1. 公司及集團資料

四洲集團有限公司(「本公司」)為一家於開曼群島註冊成立之有限公司。本公司之註冊辦事處位於 Sterling Trust (Cayman) Limited之辦公室，地址為 Whitehall House, 238 North Church Street, P.O. Box 1043, George Town, Grand Cayman KY1-1102, Cayman Islands。

年內，本集團之主要業務為投資控股、製造及銷售零食、糖果、飲料、冷凍食品、麵食、火腿及火腿有關產品，以及經營餐廳。

#### 有關附屬公司之資料

本公司之主要附屬公司詳情如下：

## 1. CORPORATE AND GROUP INFORMATION (continued)

### Information about subsidiaries (continued)

Particulars of the Company's principal subsidiaries are as follows: (continued)

Name 名稱	Place of incorporation/ registration and business 註冊成立/ 登記及經營地點	Issued ordinary/ registered and fully paid-up capital 已發行普通股/ 註冊及繳足股本	Percentage of equity attributable to the Company 本公司應佔權益百分比		Principal activities 主要業務
			Direct 直接	Indirect 間接	
Fancy Talent Limited* 零食物語有限公司*	Hong Kong 香港	HK\$100,000,000 100,000,000港元	–	100.0	Marketing of snack foods 小食之市場推廣
Four Seas (Guangzhou) Food Import and Export Trading Company Limited* ^ 四洲(廣州)食品進出口貿易有限公司* ^	PRC/Mainland China 中國/中國大陸	RMB29,000,000 人民幣29,000,000元	–	100.0	Trading in confectionery and food products 糖果及食品之貿易
Four Seas (Hebei) Food Company Limited* ^ 四洲(河北)食品有限公司* ^	PRC/Mainland China 中國/中國大陸	HK\$24,000,000 24,000,000港元	–	100.0	Processing of chestnuts 栗子加工
Four Seas (Japan) Holdings Company Limited* 四洲(日本)控股有限公司*	Hong Kong 香港	HK\$10,000 10,000港元	–	100.0	Investing holding 投資控股
Four Seas (Qingyuan) Tourism Development Company Limited* ^ 四洲(清遠)旅游發展有限公司* ^	PRC/Mainland China 中國/中國大陸	HK\$20,000,000 20,000,000港元	–	100.0	Property holding and restaurant operations 物業控股及餐廳經營
Four Seas (Shantou) Foods Industrial Park Management Co., Ltd.* ^ 四洲(汕頭)食品工業城管理有限公司* ^	PRC/Mainland China 中國/中國大陸	HK\$30,500,000 30,500,000港元	–	100.0	Property holding 物業控股
Four Seas (Suzhou) Food Co., Ltd.* ^ 四洲(蘇州)食品有限公司* ^	PRC/Mainland China 中國/中國大陸	US\$20,800,000 20,800,000美元	–	100.0	Manufacturing of beverages 飲品製造
Four Seas (Yang Shan) Development Company Limited* ^ 四洲(陽山)發展有限公司* ^	PRC/Mainland China 中國/中國大陸	HK\$20,000,000 20,000,000港元	–	100.0	Property holding 物業控股

## 1. 公司及集團資料(續)

### 有關附屬公司之資料(續)

本公司之主要附屬公司詳情如下:(續)

# Notes to Financial Statements

## 財務報告附註

Year ended 31 March 2020 截至二零二零年三月三十一日止年度

### 1. CORPORATE AND GROUP INFORMATION (continued)

#### Information about subsidiaries (continued)

Particulars of the Company's principal subsidiaries are as follows: (continued)

Name 名稱	Place of incorporation/ registration and business 註冊成立/ 登記及經營地點	Issued ordinary/ registered and fully paid-up capital 已發行 普通股/註冊 及繳足股本	Percentage of equity attributable to the Company 本公司應佔權益百分比		Principal activities 主要業務
			Direct 直接	Indirect 間接	
Four Seas Candy (Shantou) Co., Ltd.* ^ 四洲糖果(汕頭)有限公司* ^	PRC/Mainland China 中國/中國大陸	HK\$50,203,380 50,203,380港元	–	100.0	Manufacturing of candies 糖果製造
Four Seas Candy Company Limited 四洲糖果有限公司	Hong Kong 香港	HK\$50,550,000 50,550,000港元	–	100.0	Investment holding 投資控股
Four Seas Catering Enterprises Company Limited 四洲飲食企業有限公司	Hong Kong 香港	HK\$10,000 10,000港元	–	100.0	Investment holding 投資控股
Four Seas China Holdings Limited* 四洲中國投資有限公司*	British Virgin Islands 英屬處女群島	US\$1,000,000 1,000,000美元	–	100.0	Investment holding 投資控股
Four Seas Confectionery (Shantou) Company Limited* ^ 汕頭四洲製果有限公司* ^	PRC/Mainland China 中國/中國大陸	HK\$33,320,000 33,320,000港元	–	100.0	Manufacturing of cakes 蛋糕製造
Four Seas Confectionery (Shenzhen) Co., Ltd.* ^ 四洲製果(深圳)有限公司* ^	PRC/Mainland China 中國/中國大陸	HK\$22,000,000 (2019: HK\$17,000,000) 22,000,000港元 (二零一九年: 17,000,000港元)	–	80.0	Manufacturing of snack foods 小食製造
Four Seas Enterprises (BVI) Limited*	British Virgin Islands 英屬處女群島	US\$20,000 20,000美元	100.0	–	Investment holding 投資控股
Four Seas Foods (Shantou) Co., Ltd.* ^ 四洲食品(汕頭)有限公司* ^	PRC/Mainland China 中國/中國大陸	HK\$96,000,000 96,000,000港元	–	100.0	Trading in confectionery and food products 糖果及食品 之貿易
Four Seas Investment Holdings Limited 四洲投資控股有限公司	Hong Kong 香港	HK\$50,000,000 50,000,000港元	100.0	–	Investment holding 投資控股

### 1. 公司及集團資料(續)

#### 有關附屬公司之資料(續)

本公司之主要附屬公司詳情如下:(續)

## 1. CORPORATE AND GROUP INFORMATION (continued)

### Information about subsidiaries (continued)

Particulars of the Company's principal subsidiaries are as follows: (continued)

Name 名稱	Place of incorporation/ registration and business 註冊成立/ 登記及經營地點	Issued ordinary/ registered and fully paid-up capital 已發行 普通股/註冊 及繳足股本	Percentage of equity attributable to the Company 本公司應佔權益百分比		Principal activities 主要業務
			Direct 直接	Indirect 間接	
Four Seas Logistics Company Limited 四洲物流有限公司	Hong Kong 香港	HK\$200,000 200,000港元	–	100.0	Provision of transportation services 運輸服務
Four Seas Mercantile Limited 四洲貿易有限公司	Hong Kong 香港	(i) Ordinary HK\$200 (ii) Non-voting deferred HK\$20,000,000 (i) 普通股200港元 (ii) 無投票權 遞延股份 20,000,000港元	–	100.0	Trading in snack foods, confectionery and beverages 小食、糖果及 飲品之貿易
Four Seas Property Holdings Limited 四洲物業有限公司	Hong Kong 香港	HK\$50,000,000 50,000,000港元	–	100.0	Investment holding 投資控股
Four Seas Specialty Retailing Company Limited* 四洲專賣店有限公司*	Hong Kong 香港	HK\$10,000 10,000港元	–	51.0	Trading in food products 食品之貿易
FS-Sushiyoshi Company Limited*	Hong Kong 香港	HK\$2,000,000 2,000,000港元	–	47.0*** (2019: 42.0) (二零一九年: 42.0)	Restaurant operations 餐廳經營
Future Corporate Limited 商嘉有限公司	Hong Kong 香港	HK\$10,000 10,000港元	–	100.0	Property holding 物業控股
Guang Dong Fourseas Frozen Food Products Co., Ltd.* ^ 廣東四洲冷凍食品有限公司* ^	PRC/Mainland China 中國/中國大陸	RMB83,300,000 人民幣83,300,000元	–	100.0	Trading in frozen food products and snack foods 冷凍食品及 小食之貿易

## 1. 公司及集團資料 (續)

### 有關附屬公司之資料 (續)

本公司之主要附屬公司詳情如下: (續)

# Notes to Financial Statements

## 財務報告附註

Year ended 31 March 2020 截至二零二零年三月三十一日止年度

### 1. CORPORATE AND GROUP INFORMATION (continued)

#### Information about subsidiaries (continued)

Particulars of the Company's principal subsidiaries are as follows: (continued)

Name 名稱	Place of incorporation/ registration and business 註冊成立/ 登記及經營地點	Issued ordinary/ registered and fully paid-up capital 已發行 普通股/註冊 及繳足股本	Percentage of equity attributable to the Company 本公司應佔權益百分比		Principal activities 主要業務
			Direct 直接	Indirect 間接	
Guangzhou Sushi Oh Catering Co., Ltd.* ^ 廣州壽司皇飲食有限公司* ^	PRC/Mainland China 中國/中國大陸	HK\$6,000,000 6,000,000港元	–	33.2**	Restaurant operations 餐廳經營
Homeright Properties Limited* 家權產業有限公司*	British Virgin Islands 英屬處女群島	US\$1 1美元	–	100.0	Holding of trademarks 持有商標
Hong Kong Biscuit (International) Limited* 香港餅乾(國際)有限公司*	Hong Kong 香港	HK\$40,000,000 40,000,000港元	–	99.3	Investment holding 投資控股
Hong Kong Confectionery Company Limited 香港糖果有限公司	Hong Kong 香港	HK\$7,000,000 7,000,000港元	–	100.0	Investment holding 投資控股
Hong Kong Ham Holdings Limited 香港火腿廠控股有限公司	Hong Kong 香港	HK\$20 20港元	–	100.0	Manufacturing and packaging of ham and ham-related products 製造及包裝火腿 及有關火腿類產品
IFSCO Hong Kong Limited	Hong Kong 香港	HK\$57,200,000 57,200,000港元	100.0	–	Investment holding 投資控股
J.P. Inglis Company Limited 英利士洋行有限公司	Hong Kong 香港	HK\$1,000,000 1,000,000港元	–	100.0	Trading in food materials 食品原料貿易
KTC Corporation* 鹿兒島商事株式會社*	Japan 日本	JPY10,000,000 10,000,000日圓	–	100.0	Trading in cakes 蛋糕貿易
Kung Tak Lam Shanghai Vegetarian Cuisine Limited 功德林上海素食有限公司	Hong Kong 香港	HK\$3,660,000 3,660,000港元	–	99.0	Restaurant operations 餐廳經營
Li Fook (Qingdao) Foods Co., Ltd.* ^ 利福(青島)食品有限公司* ^	PRC/Mainland China 中國/中國大陸	US\$5,220,000 5,220,000美元	–	100.0	Manufacturing of noodles 麵食製造

### 1. 公司及集團資料(續)

#### 有關附屬公司之資料(續)

本公司之主要附屬公司詳情如下:(續)

## 1. CORPORATE AND GROUP INFORMATION (continued)

### Information about subsidiaries (continued)

Particulars of the Company's principal subsidiaries are as follows: (continued)

Name 名稱	Place of incorporation/ registration and business 註冊成立/ 登記及經營地點	Issued ordinary/ registered and fully paid-up capital 已發行 普通股/註冊 及繳足股本	Percentage of equity attributable to the Company 本公司應佔權益百分比		Principal activities 主要業務
			Direct 直接	Indirect 間接	
Men Taishou Co., Limited 麵大將有限公司	Hong Kong 香港	HK\$1 1港元	–	100.0	Restaurant operations 餐廳經營
Murray Catering Company Limited* 美利飲食服務有限公司*	Hong Kong 香港	HK\$1,000,000 1,000,000港元	–	70.0	Provision of lunch box and tuck shop services 提供飯盒及 小賣部服務
Namtien Noodle Limited* 南天製麵有限公司*	Hong Kong 香港	HK\$1,000 1,000港元	–	51.0	Manufacturing of noodles 麵食製造
New Kondo Trading Company Limited 近藤貿易有限公司	Hong Kong 香港	HK\$1,000,000 1,000,000港元	–	100.0	Trading in Japanese food materials 日本食品原料貿易
Nico Four Seas (Shantou) Co., Ltd.* ^ 你口四洲(汕頭)有限公司* ^	PRC/Mainland China 中國/中國大陸	HK\$28,000,000 28,000,000港元	–	60.0	Manufacturing of seaweed products 紫菜食品製造
Nico-Nico Four Seas Company Limited 你口四洲有限公司	Hong Kong 香港	HK\$28,000,000 28,000,000港元	–	60.0	Investment holding 投資控股
Okashi Land (Macau) Company Limited* 菓子(澳門)有限公司*	Macau 澳門	MOP500,000 500,000澳門圓	–	100.0	Retailer of snack foods 小食之零售
Restaurant Shiki Limited	Hong Kong 香港	HK\$3,200,000 3,200,000港元	–	100.0	Restaurant operations 餐廳經營
Tsun Fat (Huizhou) Biscuit Factory Limited* ^ 駿發(惠州)餅乾廠有限公司* ^	PRC/Mainland China 中國/中國大陸	HK\$73,000,000 73,000,000港元	–	99.3	Manufacturing of biscuits 餅乾製造
T & M Advertising Company Limited 德美廣告有限公司	Hong Kong 香港	HK\$20 20港元	–	100.0	Advertising agency 廣告代理

## 1. 公司及集團資料(續)

### 有關附屬公司之資料(續)

本公司之主要附屬公司詳情如下:(續)

# Notes to Financial Statements

## 財務報告附註

Year ended 31 March 2020 截至二零二零年三月三十一日止年度

### 1. CORPORATE AND GROUP INFORMATION (continued)

#### Information about subsidiaries (continued)

Particulars of the Company's principal subsidiaries are as follows: (continued)

Name 名稱	Place of incorporation/ registration and business 註冊成立/ 登記及經營地點	Issued ordinary/ registered and fully paid-up capital 已發行 普通股/註冊 及繳足股本	Percentage of equity attributable to the Company 本公司應佔權益百分比		Principal activities 主要業務
			Direct 直接	Indirect 間接	
上海升誠貿易有限公司* ^	PRC/Mainland China 中國/中國大陸	RMB500,000 人民幣500,000元	-	100.0	Trading in confectionery and food products 糖果及食品之貿易
東莞四洲肉類製品有限公司* ^	PRC/Mainland China 中國/中國大陸	HK\$37,000,000 37,000,000港元	-	100.0	Manufacturing and packaging of ham and ham-related products 製造及包裝火腿及 有關火腿類產品
恭道貿易(深圳)有限公司* ^	PRC/Mainland China 中國/中國大陸	HK\$5,600,000 5,600,000港元	-	100.0	Trading in food materials 食品物料之貿易
深圳四洲貿易有限公司* ^	PRC/Mainland China 中國/中國大陸	HK\$67,000,000 67,000,000港元	-	100.0	Trading in snacks and confectionery 小食及零食之貿易
廣州市泮溪酒家有限公司* ^^ ("GZ Panxi") (「廣州泮溪」)	PRC/Mainland China 中國/中國大陸	RMB73,959,210 人民幣73,959,210元	-	99.0 <sup>#</sup>	Restaurant operations 餐廳經營
廣州四洲尊禮貿易有限公司* ^	PRC/Mainland China 中國/中國大陸	HK\$1,300,000 1,300,000港元	-	51.0	Trading in food products 食品之貿易

\* Not audited by Ernst & Young, Hong Kong or another member firm of the Ernst & Young global network.

\*\* Guangzhou Sushi Oh Catering Co., Ltd. is a subsidiary of a non-wholly-owned subsidiary of the Company and, accordingly, is accounted for as a subsidiary by virtue of the Company's control over it.

\*\*\* FS-Sushiyoshi Company Limited is a subsidiary of a non-wholly-owned subsidiary of the Company and, accordingly, is accounted for as a subsidiary by virtue of the Company's control over it.

### 1. 公司及集團資料(續)

#### 有關附屬公司之資料(續)

本公司之主要附屬公司詳情如下:(續)

\* 並非由香港安永會計師事務所或安永全球網絡其他成員公司審計。

\*\* 廣州壽司皇飲食有限公司為本公司一家非全資附屬公司之附屬公司，因此透過本公司對其之控制權被列作附屬公司。

\*\*\* FS-Sushiyoshi Company Limited為本公司一家非全資附屬公司之附屬公司，因此透過本公司對其之控制權被列作附屬公司。

## 1. CORPORATE AND GROUP INFORMATION (continued)

### Information about subsidiaries (continued)

- <sup>^</sup> These subsidiaries are registered as wholly-foreign-owned enterprises under PRC law.
- <sup>^^</sup> This subsidiary is registered as a Sino-foreign co-operative joint venture under PRC law.
- <sup>#</sup> Pursuant to the stock purchase agreement entered into by the Group and 廣州市荔灣區人民政府國有資產監督管理局 (the “Vendor”) for the acquisition of GZ Panxi, the Vendor retains a 1% shareholding in GZ Panxi and is not entitled to any share of the profit or loss in GZ Panxi nor has the right to participate in the operation or management of GZ Panxi but has the veto right in the following:
- the alteration of the tax registration of GZ Panxi in Liwan District, Guangzhou, the PRC;
  - the alteration of the use of the building occupied by GZ Panxi other than the Cantonese style restaurant operation; and
  - the use of the trademark of GZ Panxi.

The above table lists the subsidiaries of the Company which, in the opinion of the directors, principally affected the results for the year or formed a substantial portion of the net assets of the Group. To give details of other subsidiaries would, in the opinion of the directors, result in particulars of excessive length.

## 2.1 BASIS OF PREPARATION

These financial statements have been prepared in accordance with Hong Kong Financial Reporting Standards (“HKFRSs”) (which include all Hong Kong Financial Reporting Standards, Hong Kong Accounting Standards (“HKASs”) and Interpretations) issued by the Hong Kong Institute of Certified Public Accountants (“HKICPA”), accounting principles generally accepted in Hong Kong and the disclosure requirements of the Hong Kong Companies Ordinance. They have been prepared under the historical cost convention, except for an investment property, financial assets at fair value through profit or loss and equity investment designed at fair value through other comprehensive income which have been measured at fair value. These financial statements are presented in Hong Kong dollars (“HK\$”) and all values are rounded to the nearest thousand except when otherwise indicated.

## 1. 公司及集團資料 (續)

### 有關附屬公司之資料 (續)

- <sup>^</sup> 該等附屬公司乃按中國法律註冊為全資外商投資企業。
- <sup>^^</sup> 該附屬公司乃按中國法律註冊為中外合作企業。
- <sup>#</sup> 根據本集團與廣州市荔灣區人民政府國有資產監督管理局 (「賣方」) 就收購廣州泮溪訂立之購股協議，賣方保留1%之廣州泮溪持股權，但無權分享廣州泮溪之任何溢利或虧損，亦無權參與廣州泮溪之經營或管理，惟對下列各項擁有否決權：
- 變更廣州泮溪於中國廣州市荔灣區之稅務登記；
  - 將廣州泮溪所佔用之樓房變更為粵菜酒家經營以外之用途；及
  - 廣州泮溪商標之使用。

董事認為以上所述為於年內對集團之業績有重大影響或佔集團之重大部分淨資產之主要附屬公司，董事認為如詳列餘下附屬公司會使篇幅過份冗長。

## 2.1 編製基準

本財務報告乃根據香港會計師公會 (「香港會計師公會」) 頒佈之香港財務報告準則 (「香港財務報告準則」) (當中包括所有香港財務報告準則、香港會計準則 (「香港會計準則」) 和詮釋)、香港普遍採納之會計原則，以及香港公司條例的披露規定編製。除投資物業、按公平值透過損益入賬的金融資產及指定為按公平值透過其他全面收益入賬的權益投資已按公平值計量外，本財務報告根據歷史成本法編製。本財務報告以港幣呈列，除另有註明者外，所有數值均進位至最接近千位數。



### 2.1 BASIS OF PREPARATION (continued)

#### Basis of consolidation

The consolidated financial statements include the financial statements of the Company and its subsidiaries (collectively referred to as the “Group”) for the year ended 31 March 2020. A subsidiary is an entity (including a structured entity), directly or indirectly, controlled by the Company. Control is achieved when the Company:

- has power over the investee;
- is exposed, or has rights, to variable returns from its involvement with the investee; and
- has the ability to affect those returns through its power over the investee (i.e., existing rights that give the Group the current ability to direct the relevant activities of the investee).

When the Company has, directly or indirectly, less than a majority of the voting or similar rights of an investee, the Group considers all relevant facts and circumstances in assessing whether it has power over an investee, including:

- (a) the contractual arrangement with the other vote holders of the investee;
- (b) rights arising from other contractual arrangements; and
- (c) the Group’s voting rights and potential voting rights.

The financial statements of the subsidiaries are prepared for the same reporting period as the Company, using consistent accounting policies. The results of subsidiaries are consolidated from the date on which the Group obtains control, and continue to be consolidated until the date that such control ceases.

Profit or loss and each component of other comprehensive income are attributed to the owners of the Company and to the non-controlling interests, even if this results in the non-controlling interests having a deficit balance. All intra-group assets and liabilities, equity, income, expenses and cash flows relating to transactions between members of the Group are eliminated in full on consolidation.

### 2.1 編製基準 (續)

#### 綜合賬目基準

綜合財務報告包括本公司及其附屬公司(統稱「本集團」)截至二零二零年三月三十一日止年度的財務報告。附屬公司為本公司直接或間接控制的實體(包括結構性實體)。當本公司符合以下條件,即取得控制權:

- 可對投資對象行使權力;
- 因參與投資對象而承擔浮動回報之風險或享有獲得浮動回報之權利;及
- 能夠透過其於投資對象之權力(即賦予本集團現有能指引投資對象相關活動之既存權利)影響該等回報。

倘本公司直接或間接擁有少於投資對象大多數投票權或類似權利,本集團會於評估其是否對投資對象擁有權力時考慮所有相關事實及情況,包括:

- (a) 與投資對象其他投票權持有人所訂之合約安排;
- (b) 其他合約安排所產生之權利;及
- (c) 本集團之投票權及潛在投票權。

附屬公司與本公司的財務報告的報告期間相同,並採用一致會計政策編製。附屬公司的業績由本集團取得控制權之日起綜合入賬,並繼續綜合入賬至該等控制權終止之日為止。

溢利或虧損及其他全面收益之各項目乃歸屬於本公司擁有人及非控股權益,即使非控股權益會產生虧絀結存。本集團內各公司間之交易所引致之集團內各公司間的資產及負債、權益、收入、支出及現金流均於綜合賬目內全數抵銷。

## 2.1 BASIS OF PREPARATION (continued)

### Basis of consolidation (continued)

The Group reassesses whether or not it controls an investee if facts and circumstances indicate that there are changes to one or more of the three elements of control described above. A change in the ownership interest of a subsidiary, without a loss of control, is accounted for as an equity transaction.

If the Group loses control over a subsidiary, it derecognises (i) the assets (including goodwill) and liabilities of the subsidiary, (ii) the carrying amount of any non-controlling interest and (iii) the cumulative translation differences recorded in equity; and recognises (i) the fair value of the consideration received, (ii) the fair value of any investment retained and (iii) any resulting surplus or deficit in profit or loss. The Group's share of components previously recognised in other comprehensive income is reclassified to profit or loss or retained profits, as appropriate, on the same basis as would be required if the Group had directly disposed of the related assets or liabilities.

## 2.2 CHANGES IN ACCOUNTING POLICIES AND DISCLOSURES

- (i) The Group has adopted the following new and revised HKFRSs for the first time for the current year's financial statements.

Amendments to HKFRS 9	<i>Prepayment Features with Negative Compensation</i>
HKFRS 16	<i>Leases</i>
Amendments to HKAS 19	<i>Plan Amendment, Curtailment or Settlement</i>
Amendments to HKAS 28	<i>Long-term Interests in Associates and Joint Ventures</i>
HK(IFRIC)-Int 23	<i>Uncertainty over Income Tax Treatments</i>
<i>Annual Improvements to HKFRSs 2015-2017 Cycle</i>	Amendments to HKFRS 3, HKFRS 11, HKAS 12 and HKAS 23

Except for the amendments to HKFRS 9 and HKAS 19, HK(IFRIC)-Int 23 and *Annual Improvements to HKFRSs 2015-2017 Cycle*, which are not relevant to the preparation of the Group's financial statements, the nature and the impact of the new and revised HKFRSs are described below:

## 2.1 編製基準 (續)

### 綜合賬目基準 (續)

倘有事實及情況顯示上文所述之三項控制權要素有一項或多項出現變動，則本集團會重新評估其是否對被投資方擁有控制權。當附屬公司之擁有權權益有所變動而並無失去控制權，於入賬時列作權益交易。

倘本集團失去對一間附屬公司之控制權，則其撤銷確認 (i)該附屬公司之資產(包括商譽)及負債、(ii)任何非控股權益之賬面值及 (iii)於權益內記錄之累計換算差額；及確認 (i)所收代價之公平值、(ii)所保留任何投資之公平值及 (iii)損益賬中任何因此產生之盈餘或虧損。先前於其他全面收益表內確認之本集團應佔部份按假設本集團直接出售相關資產或負債所須採用之相同基準，視乎情況重新分類至損益或保留溢利。

## 2.2 會計政策及披露之變動

- (i) 本集團已於本年度之財務報告中首次採納以下新訂及經修訂香港財務報告準則。

香港財務報告準則第9號之修訂	反向補償提前還款特徵
香港財務報告準則第16號	租賃
香港會計準則第19號之修訂	計劃修正、縮減或清償
香港會計準則第28號之修訂	於聯營公司及合營企業之長期權益
香港(國際財務報告詮釋委員會)－詮釋第23號	所得稅處理之不確定性
香港財務報告準則二零一五年至二零一七年週期的年度改進	對香港財務報告準則第3號、香港財務報告準則第11號、香港會計準則第12號及香港會計準則第23號之修訂

除香港財務報告準則第9號之修訂、香港會計準則第19號之修訂、香港(國際財務報告詮釋委員會)－詮釋第23號及香港財務報告準則二零一五年至二零一七年週期的年度改進與編製本集團財務報告無關外，新訂及經修訂香港財務報告準則之性質及影響載述如下：

## 2.2 CHANGES IN ACCOUNTING POLICIES AND DISCLOSURES (continued)

### (i) (continued)

- (a) HKFRS 16 replaces HKAS 17 *Leases*, HK(IFRIC)-Int 4 *Determining whether an Arrangement contains a Lease*, HK(SIC)-Int 15 *Operating Leases – Incentives* and HK(SIC)-Int 27 *Evaluating the Substance of Transactions Involving the Legal Form of a Lease*. The standard sets out the principles for the recognition, measurement, presentation and disclosure of leases and requires lessees to account for all leases under a single on-balance sheet model to recognise and measure right-of-use assets and lease liabilities, except for certain recognition exemptions. Lessor accounting under HKFRS 16 is substantially unchanged from HKAS 17. Lessors continue to classify leases as either operating or finance leases using similar principles as in HKAS 17.

HKFRS 16 did not have any financial impact on leases where the Group is the lessor.

The Group has adopted HKFRS 16 using the modified retrospective method with the date of initial application of 1 April 2019. Under this method, the standard has been applied retrospectively with the cumulative effect of initial adoption recognised as an adjustment to the opening balance of equity at 1 April 2019, and the comparative information as at 31 March 2019 and for the year ended 31 March 2019 was not restated and continued to be reported under HKAS 17 and related interpretations.

#### *New definition of a lease*

Under HKFRS 16, a contract is, or contains, a lease if the contract conveys a right to control the use of an identified asset for a period of time in exchange for consideration. Control is conveyed where the customer has both the right to obtain substantially all of the economic benefits from use of the identified asset and the right to direct the use of the identified asset. The Group elected to use the transition practical expedient allowing the standard to be applied only to contracts that were previously identified as leases applying HKAS 17 and HK(IFRIC)-Int 4 at the date of initial application. Contracts that were not identified as leases under HKAS 17 and HK(IFRIC)-Int 4 were not reassessed. Therefore, the definition of a lease under HKFRS 16 has been applied only to contracts entered into or changed on or after 1 April 2019.

## 2.2 會計政策及披露之變動 (續)

### (i) (續)

- (a) 香港財務報告準則第16號取代香港會計準則第17號租賃、香港(國際財務報告詮釋委員會)一詮釋第4號釐定安排是否包含租賃、香港(準則詮釋委員會)一詮釋第15號經營租賃－優惠及香港(準則詮釋委員會)一詮釋第27號評估涉及租賃法律形式交易的內容。該準則載列確認、計量、呈列及披露租賃的原則，並要求承租人根據單一表內模型將所有租賃入賬，以確認及計量使用權資產及租賃負債，惟若干確認豁免除外。香港財務報告準則第16號項下出租人會計處理方法與香港會計準則第17號大致上維持不變。出租人繼續使用與香港會計準則第17號相似的分類原則對租賃進行分類，分為經營租賃及融資租賃。

香港財務報告準則第16號並無對本集團為出租人的租賃造成任何財務影響。

本集團已採用經修訂追溯法(首次應用日期為二零一九年四月一日)採納香港財務報告準則第16號。根據此方法，該準則獲追溯應用，而首次採納的累計影響作為對二零一九年四月一日權益年初結餘的調整，而於二零一九年三月三十一日及截至二零一九年三月三十一日止年度之比較資料不予重列，並繼續根據香港會計準則第17號及相關詮釋呈報。

#### *租賃的新定義*

根據香港財務報告準則第16號，倘一份合約在一段時間內為換取代價而授出一項可識別資產使用的控制權，則該合約是一項租賃或包含一項租賃。倘客戶有權從可識別資產的使用中獲取絕大部分經濟利益及有權主導可識別資產的使用，則控制權已予授出。本集團已選擇過渡時使用可行權宜方法，允許該準則僅可於首次應用日期應用於先前應用香港會計準則第17號及香港(國際財務報告詮釋委員會)一詮釋第4號識別為租賃的合約。根據香港會計準則第17號及香港(國際財務報告詮釋委員會)一詮釋第4號並無識別為租賃的合約不予重新評估。因此，香港財務報告準則第16號的租賃定義僅應用於二零一九年四月一日或之後訂立或修改的合約。

## 2.2 CHANGES IN ACCOUNTING POLICIES AND DISCLOSURES (continued)

(i) (continued)

(a) (continued)

*As a lessee – Leases previously classified as operating leases*

*Nature of the effect of adoption of HKFRS 16*

The Group has lease contracts for various items of properties. As a lessee, the Group previously classified leases as either finance leases or operating leases based on the assessment of whether the lease transferred substantially all the rewards and risks of ownership of assets to the Group. Under HKFRS 16, the Group applies a single approach to recognise and measure right-of-use assets and lease liabilities for all leases, except for two elective exemptions for leases of low value assets (elected on a lease-by-lease basis) and leases with a lease term of 12 months or less (“short-term leases”) (elected by class of underlying asset). Instead of recognising rental expenses under operating leases on a straight-line basis over the lease term commencing from 1 April 2019, the Group recognises depreciation (and impairment, if any) of the right-of-use assets and interest accrued on the outstanding lease liabilities (as finance costs).

*Impacts on transition*

Lease liabilities at 1 April 2019 were recognised based on the present value of the remaining lease payments, discounted using the incremental borrowing rate at 1 April 2019 and presented separately in the consolidated statement of financial position as lease liabilities. The right-of-use assets were recognised based on the carrying amount as if the standard had always been applied, except for the incremental borrowing rate where the Group applied the incremental borrowing rate at 1 April 2019.

All these assets were assessed for any impairment based on HKAS 36 on that date. The Group elected to present the right-of-use assets as a component of property, plant and equipment in the consolidated statement of financial position. This includes the lease assets recognised previously under prepaid land lease payments and leasehold land.

## 2.2 會計政策及披露之變動 (續)

(i) (續)

(a) (續)

*作為承租人 – 先前分類為經營租賃的租賃*

*採納香港財務報告準則第16號的影響性質*

本集團就不同物業持有租賃合約。本集團作為承租人先前根據租賃是否將資產所有權的絕大部分風險與回報轉移予本集團的評估，將租賃分類為融資租賃及經營租賃。根據香港財務報告準則第16號，本集團對所有租賃採用單一方法確認及計量使用權資產與租賃負債，惟對低價值資產租賃（按租賃基準選擇租賃）與租賃期限為12個月或以下的租賃（「短期租賃」）（按相關資產類別選擇）的兩項選擇性豁免除外。本集團確認使用權資產折舊（及減值，如有）及尚未償還租賃負債之應計利息（為融資成本），而非於自二零一九年四月一日開始之租期內按直線法於經營租賃項下確認租金開支。

*對過渡的影響*

於二零一九年四月一日的租賃負債按剩餘租賃付款的現值確認，採用於二零一九年四月一日的遞增借款利率進行貼現並於綜合財務狀況表中分開呈列為租賃負債。使用權資產已根據賬面值確認，猶如該準則一直獲應用，惟遞增借款利率除外，而本集團在該情況下已於二零一九年四月一日應用遞增借款利率。

所有該等資產均已就於該日按照香港會計準則第36號是否有任何減值作出評估。本集團選擇在財務狀況表中作為物業、廠房及設備一部份呈列使用權資產。此包括之前確認為預付土地租賃款項及租賃土地的租賃資產。

### 2.2 CHANGES IN ACCOUNTING POLICIES AND DISCLOSURES (continued)

(i) (continued)

(a) (continued)

*As a lessee – Leases previously classified as operating leases* (continued)

*Impacts on transition* (continued)

For the leasehold land and buildings (that were held to earn rental income and/or for capital appreciation) previously included in investment properties and measured at fair value, the Group has continued to include them as investment properties at 1 April 2019. They continue to be measured at fair value applying HKAS 40.

The Group has used the following elective practical expedients when applying HKFRS 16 at 1 April 2019:

- Applying the short-term lease exemptions to leases with a lease term that ends within 12 months from the date of initial application
- Applying a single discount rate to a portfolio of leases with reasonable similar characteristics
- Using hindsight in determining the lease term where the contract contains options to extend/terminate the lease

### 2.2 會計政策及披露之變動 (續)

(i) (續)

(a) (續)

*作為承租人 – 先前分類為經營租賃的租賃* (續)

*對過渡的影響* (續)

關於先前計入投資物業並按公平值計量的租賃土地及樓宇(即為賺取租金收入及/或資本增值而持有者),本集團已繼續將其計入於二零一九年四月一日的投資物業,並繼續應用香港會計準則第40號按公平值計量。

本集團於二零一九年四月一日應用香港財務報告準則第16號時,已選用以下可行權宜方法:

- 對租期自首次應用日期起十二個月內終止的租賃應用短期租賃豁免
- 對具有合理相似特徵的租賃組合使用單一貼現率
- 對於包含延長/終止租賃選擇權的合約,事後釐定租期

2.2 CHANGES IN ACCOUNTING POLICIES  
AND DISCLOSURES (continued)

## 2.2 會計政策及披露之變動 (續)

(i) (continued)

(a) (continued)

*As a lessee – Leases previously classified as operating leases* (continued)*Impacts on transition* (continued)

The impacts arising from the adoption of HKFRS 16 as at 1 April 2019 was as follows:

(i) (續)

(a) (續)

*作為承租人 – 先前分類為經營租賃的租賃* (續)*對過渡的影響* (續)

於二零一九年四月一日採用香港財務報告準則第16號所產生的影響載列如下：

		Increase/ (decrease) 增加 / (減少) HK\$'000 港幣千元
<b>Assets</b>	<b>資產</b>	
Property, plant and equipment	物業、廠房及設備	532,465
Prepaid land lease payments	預付土地租賃款項	(85,825)
Deferred tax assets	遞延稅項資產	(580)
Prepayments, deposits and other receivables	預付款項、訂金及其他應收款項	(4,419)
Total assets	資產總值	<u>441,641</u>
<b>Liabilities</b>	<b>負債</b>	
Lease liabilities	租賃負債	463,762
Other payables and accruals	其他應付款項及應計費用	(4,592)
Total liabilities	負債總值	<u>459,170</u>
<b>Equity</b>	<b>權益</b>	
Retained profits	保留溢利	(14,783)
Non-controlling interests	非控股權益	(2,746)
Total equity	權益總值	<u>(17,529)</u>

## 2.2 CHANGES IN ACCOUNTING POLICIES AND DISCLOSURES (continued)

(i) (continued)

(a) (continued)

*As a lessee – Leases previously classified as operating leases* (continued)*Impact on transition* (continued)

The lease liabilities as at 1 April 2019 reconciled to the operating lease commitments as at 31 March 2019 are as follows:

		HK\$'000 港幣千元
Operating lease commitments as at 31 March 2019	於二零一九年三月三十一日之經營租賃承擔	434,116
Add: Payments for optional extension periods not recognised as at 31 March 2019	加:未於二零一九年三月三十一日確認的選擇性延期期間付款	91,039
Less: Commitments relating to short-term leases and those leases with a remaining lease term ended on or before 31 March 2020	減:有關短期租賃及餘下租期於二零二零年三月三十一日或之前終止的租賃承擔	(38,734)
		486,421
Effect of discounting at incremental borrowing rate as at 1 April 2019	於二零一九年四月一日按遞增借款利率貼現之影響	(22,659)
Lease liabilities as at 1 April 2019	於二零一九年四月一日的租賃負債	463,762
Weighted average incremental borrowing rate as at 1 April 2019	於二零一九年四月一日的加權平均遞增借款利率	2.42%

(b) Amendments to HKAS 28 clarify that the scope exclusion of HKFRS 9 only includes interests in an associate or joint venture to which the equity method is applied and does not include long-term interests that in substance form part of the net investment in the associate or joint venture, to which the equity method has not been applied. Therefore, an entity applies HKFRS 9, rather than HKAS 28, including the impairment requirements under HKFRS 9, in accounting for such long-term interests. HKAS 28 is then applied to the net investment, which includes the long-term interests, only in the context of recognising losses of an associate or joint venture and impairment of the net investment in the associate or joint venture. The Group assessed its business model for its long-term interests in associates and joint ventures upon adoption of the amendments on 1 April 2019 and concluded that the long-term interests in associates and joint ventures continued to be measured at amortised cost in accordance with HKFRS 9. Accordingly, the amendments did not have any impact on the financial position or performance of the Group.

## 2.2 會計政策及披露之變動 (續)

(i) (續)

(a) (續)

*作為承租人 – 先前分類為經營租賃的租賃* (續)*對過渡的影響* (續)

於二零一九年四月一日的租賃負債與於二零一九年三月三十一日的經營租賃承擔之對賬如下：

(b) 香港會計準則第28號的修訂澄清香港財務報告準則第9號的範圍豁免僅包括於聯營公司或合營企業的權益(應用權益法)，並不包括實質上構成於聯營公司或合營企業淨投資一部分的長期權益(並無應用權益法)。因此，實體將該等長期權益入賬時採用香港財務報告準則第9號而非香港會計準則第28號，包括香港財務報告準則第9號的減值規定。香港會計準則第28號可應用於淨投資，包括長期權益，惟僅在確認聯營公司或合營企業虧損及於聯營公司或合營企業的淨投資減值的情況下方可應用。本集團於二零一九年四月一日採納修訂時，對其於聯營公司或合營企業的長期權益的業務模式作出評估，認為於聯營公司及合營企業的長期權益會繼續根據香港財務報告準則第9號按攤銷成本計量。因此，修訂對本集團的財務狀況或表現並無任何影響。

## 2.2 CHANGES IN ACCOUNTING POLICIES AND DISCLOSURES (continued)

- (ii) Early adoption of amendments to standards during the year ended 31 March 2020 where early adoption is permitted:

Amendment to HKFRS 16 *COVID-19-Related Rent Concessions*, effective for annual periods beginning on or after 1 April 2021, provides lessees with exemption from assessing whether COVID-19-related rent concession is a lease modification and requires lessees that apply the exemption to account for COVID-19-related rent concession as if they were not lease modifications. In applying Amendments to HKFRS 16 for the first time, the Group has applied the practical expedient and elected not to assess whether COVID-19-related rent concession is a lease modification. All of the COVID-19-related rent concessions amounted to HK\$7,748,000 has been credited to the consolidated statement of profit or loss.

## 2.3 ISSUED BUT NOT YET EFFECTIVE HONG KONG FINANCIAL REPORTING STANDARDS

The Group has not applied the following new and revised HKFRSs, that have been issued but are not yet effective, in these financial statements.

Amendments to HKFRS 3	<i>Definition of a Business</i> <sup>1</sup>
Amendments to HKFRS 9, HKAS 39 and HKFRS 7	<i>Interest Rate Benchmark Reform</i> <sup>1</sup>
Amendments to HKFRS 10 and HKAS 28 (2011)	<i>Sale or Contribution of Assets between an Investor and its Associate or Joint Venture</i> <sup>3</sup>
HKFRS 17	<i>Insurance Contracts</i> <sup>2</sup>
Amendments to HKAS 1 and HKAS 8	<i>Definition of Material</i> <sup>1</sup>

<sup>1</sup> Effective for annual periods beginning on or after 1 January 2020

<sup>2</sup> Effective for annual periods beginning on or after 1 January 2021

<sup>3</sup> No mandatory effective date yet determined but available for adoption

## 2.2 會計政策及披露之變動 (續)

- (ii) 於截至二零二零年三月三十一日止年度提早採納的準則之修訂，並允許提早採納：

香港財務報告準則第16號之修訂「2019冠狀病毒病(「COVID-19」)相關租金寬減」(自二零二一年四月一日或之後開始的年度期間生效)，為承租人提供評估COVID-19相關租金寬減是否為一項租賃修訂的豁免，並要求應用該豁免的承租人將COVID-19相關租金寬減入賬，猶如其並非租賃修訂。於首次應用香港財務報告準則第16號之修訂時，本集團已採用可行權宜方法，並選擇對COVID-19相關租金寬減是否為一項租賃修訂不予評估。所有COVID-19相關租金寬減7,748,000港元已計入綜合損益表內。

## 2.3 已頒布但未生效之香港財務報告準則

本集團並未於本財務報告中應用以下已頒布但未生效的新訂及經修訂香港財務報告準則。

香港財務報告準則第3號之修訂	業務之定義 <sup>1</sup>
香港財務報告準則第9號、香港會計準則第39號及香港財務報告準則第7號之修訂	利率基準改革 <sup>1</sup>
香港財務報告準則第10號及香港會計準則第28號(二零一一年)之修訂	投資者與其聯營或合營企業之間之資產出售或注資 <sup>3</sup>
香港財務報告準則第17號	保險合約 <sup>2</sup>
香港會計準則第1號及香港會計準則第8號之修訂	重大的定義 <sup>1</sup>

<sup>1</sup> 於二零二零年一月一日或之後開始之年度期間生效

<sup>2</sup> 於二零二一年一月一日或之後開始之年度期間生效

<sup>3</sup> 尚未釐定強制生效日期惟可供提早採納



### 2.3 ISSUED BUT NOT YET EFFECTIVE HONG KONG FINANCIAL REPORTING STANDARDS (continued)

Further information about those HKFRSs that are expected to be applicable to the Group is described below.

Amendments to HKFRS 3 clarify and provide additional guidance on the definition of a business. The amendments clarify that for an integrated set of activities and assets to be considered a business, it must include, at a minimum, an input and a substantive process that together significantly contribute to the ability to create output. A business can exist without including all of the inputs and processes needed to create outputs. The amendments remove the assessment of whether market participants are capable of acquiring the business and continue to produce outputs. Instead, the focus is on whether acquired inputs and acquired substantive processes together significantly contribute to the ability to create outputs. The amendments have also narrowed the definition of outputs to focus on goods or services provided to customers, investment income or other income from ordinary activities. Furthermore, the amendments provide guidance to assess whether an acquired process is substantive and introduce an optional fair value concentration test to permit a simplified assessment of whether an acquired set of activities and assets is not a business. The Group expects to adopt the amendments prospectively from 1 April 2020. Since the amendments apply prospectively to transactions or other events that occur on or after the date of first application, the Group will not be affected by these amendments on the date of transition.

Amendments to HKFRS 9, HKAS 39 and HKFRS 7 address the effects of interbank offered rate reform on financial reporting. The amendments provide temporary reliefs which enable hedge accounting to continue during the period of uncertainty before the replacement of an existing interest rate benchmark. In addition, the amendments require companies to provide additional information to investors about their hedging relationships which are directly affected by these uncertainties. The amendments are effective for annual periods beginning on or after 1 April 2020. Early application is permitted. The amendments are not expected to have any significant impact on the Group's financial statements.

### 2.3 已頒布但未生效之香港財務報告 準則 (續)

預期適用於本集團的該等香港財務報告準則的進一步資料闡述如下。

香港財務報告準則第3號的修訂本澄清業務的定義，並提供額外指引。該修訂本澄清可視為業務的一組整合活動和資產，必須至少包括一項投入和一項重要過程，而兩者必須對形成收益的能力有重大貢獻。業務毋須包括形成收益所需的所有投入或過程。該修訂本取消了評估市場參與者是否有能力收購業務並能持續獲得收益的規定，轉為重點關注所取得的投入和重要過程共同對形成收益的能力有否重大貢獻。該修訂本亦已收窄收益的定義範圍，重點關注為客戶提供的貨品或服務、投資收入或日常活動產生的其他收入。此外，該修訂本亦提供有關評估所取得過程是否重大的指引，並新增公平價值集中度測試選項，允許對所取得的一組活動和資產是否不屬於業務進行簡化評估。本集團預期自二零二零年四月一日起採用該修訂本。由於有關修訂於未來應用於在首次應用日期或其後所發生的交易或其他事件，本集團將不會於過渡日期受有關修訂影響。

香港財務報告準則第9號、香港會計準則第39號及香港財務報告準則第7號之修訂乃針對銀行間同業拆息利率改革對財務報告的影響。有關修訂提供暫時舒緩措施，可於更替現有利率基準前存在不確定性的期間能繼續使用對沖會計處理。此外，有關修訂要求公司向投資者提供有關直接受該等不確定性影響的對沖關係之額外資料。有關修訂於二零二零年四月一日或之後開始之年度期間生效，並允許提早應用。預期有關修訂不會對本集團之財務報告造成任何重大影響。

### 2.3 ISSUED BUT NOT YET EFFECTIVE HONG KONG FINANCIAL REPORTING STANDARDS (continued)

Amendments to HKFRS 10 and HKAS 28 (2011) address an inconsistency between the requirements in HKFRS 10 and in HKAS 28 (2011) in dealing with the sale or contribution of assets between an investor and its associate or joint venture. The amendments require a full recognition of a gain or loss when the sale or contribution of assets between an investor and its associate or joint venture constitutes a business. For a transaction involving assets that do not constitute a business, a gain or loss resulting from the transaction is recognised in the investor's profit or loss only to the extent of the unrelated investor's interest in that associate or joint venture. The amendments are to be applied prospectively. The previous mandatory effective date of amendments to HKFRS 10 and HKAS 28 (2011) was removed by the HKICPA in January 2016 and a new mandatory effective date will be determined after the completion of a broader review of accounting for associates and joint ventures. However, the amendments are available for adoption now.

Amendments to HKAS 1 and HKAS 8 provide a new definition of material. The new definition states that information is material if omitting, misstating or obscuring it could reasonably be expected to influence decisions that the primary users of general purpose financial statements make on the basis of those financial statements. The amendments clarify that materiality will depend on the nature or magnitude of information. A misstatement of information is material if it could reasonably be expected to influence decisions made by the primary users. The Group expects to adopt the amendments prospectively from 1 April 2020. The amendments are not expected to have any significant impact on the Group's financial statements.

### 2.3 已頒布但未生效之香港財務報告 準則 (續)

香港財務報告準則第10號及香港會計準則第28號(二零一一年)的修訂本針對香港財務報告準則第10號與香港會計準則第28號(二零一一年)對處理投資者與其聯營企業或合營企業間資產出售或贈送兩者規定之不一致的情況。該修訂本要求當投資者與其聯營企業或合營企業間進行資產銷售或者贈送構成一項業務時，應全額確認收益或損失。當涉及資產的交易不構成一項業務時，由該交易產生之收益或虧損於該投資者之損益內確認，惟僅以不相關投資者於該聯營或合營公司之權益為限。該修訂本採用未來適用法。於二零一六年一月，香港會計師公會取消了之前香港財務報告準則第10號和香港會計準則第28號(二零一一年)的修訂本的強制生效日期，並將在完成對合營企業和聯營企業投資的會計準則的覆核後決定新的生效日期。然而，目前該修訂本可供採用。

香港會計準則第1號及香港會計準則第8號(修訂本)就重要性提供新定義。新定義列明，倘遺漏、誤述或掩飾資料可合理地預期會影響一般用途財務報告的主要使用者基於該等財務報告作出的決定，則有關資料屬於重大。該等修訂本澄清，重要性視乎資料的性質或等級而定。倘能合理地預期資料誤述會影響主要使用者作出的決定，則誤述有關資料屬於重大。本集團預期自二零二零年四月一日起將會採用該等修訂本。預期該等修訂本不會對本集團的財務報告產生任何重大影響。

### 2.4 SUMMARY OF SIGNIFICANT ACCOUNTING POLICIES

#### Investments in associates

An associate is an entity in which the Group has a long term interest of generally not less than 20% of the equity voting rights and over which it is in a position to exercise significant influence. Significant influence is the power to participate in the financial and operating policy decisions of the investee, but is not control or joint control over those policies.

The Group's investments in associates are stated in the consolidated statement of financial position at the Group's share of net assets under the equity method of accounting, less any impairment losses. The Group's share of the post-acquisition results and other comprehensive income of associates is included in the consolidated statement of profit or loss and consolidated other comprehensive income, respectively. In addition, when there has been a change recognised directly in the equity of the associate, the Group recognises its share of any changes, when applicable, in the consolidated statement of changes in equity. Unrealised gains and losses resulting from transactions between the Group and its associates are eliminated to the extent of the Group's investments in the associates, except where unrealised losses provide evidence of an impairment of the assets transferred. Goodwill arising from the acquisition of associates is included as part of the Group's investments in associates.

If an investment in an associate becomes an investment in a joint venture or vice versa, the retained interest is not remeasured. Instead, the investment continues to be accounted for under the equity method. In all other cases, upon loss of significant influence over the associate or joint control over the joint venture, the Group measures and recognises any retained investment at its fair value. Any difference between the carrying amount of the associate or joint venture upon loss of significant influence or joint control and the fair value of the retained investment and proceeds from disposal is recognised in profit or loss.

### 2.4 主要會計政策摘要

#### 於聯營公司之投資

聯營公司為本集團持有不少於20%之股權投票權之長期權益，並可對其行使重大影響力之實體。重大影響力指參與投資對象財務及營運政策決定之權力，而非控制或共同控制該等政策。

本集團於聯營公司之投資乃根據權益會計法按本集團所佔資產淨值減任何減值虧損計入綜合財務狀況表。本集團所佔聯營公司收購後之業績及其他全面收益分別計入綜合損益表及綜合其他全面收益。此外，倘直接於聯營公司之權益確認有關變動，則本集團會視乎情況於綜合權益變動表確認其應佔任何變動。本集團與其聯營公司交易之未變現收益及虧損將以本集團於聯營公司之投資為限對銷，惟倘未變現虧損為所轉讓資產減值之憑證。收購聯營公司產生之商譽乃作為本集團於聯營公司之投資一部分列賬。

倘於聯營公司之投資變為於合營企業之投資，或於合營企業之投資變為於聯營公司之投資，保留權益不會重新計量。反之，投資將繼續按權益法列賬。在所有其他情況下，於失去對聯營公司之重大影響力或對合營企業之共同控制權後，本集團按公平值計量及確認任何保留投資。於失去重大影響力或共同控制權後聯營公司或合營企業之賬面值與保留投資公平值及出售所得款項之間的任何差異乃於損益賬確認。

## 2.4 SUMMARY OF SIGNIFICANT ACCOUNTING POLICIES (continued)

### Business combinations and goodwill

Business combinations are accounted for using the acquisition method. The consideration transferred is measured at the acquisition date fair value which is the sum of the acquisition date fair values of assets transferred by the Group, liabilities assumed by the Group to the former owners of the acquiree and the equity interests issued by the Group in exchange for control of the acquiree. For each business combination, the Group elects whether to measure the non-controlling interests in the acquiree that are present ownership interests and entitle their holders to a proportionate share of net assets in the event of liquidation at fair value or at the proportionate share of the acquiree's identifiable net assets. All other components of non-controlling interests are measured at fair value. Acquisition-related costs are expensed as incurred.

When the Group acquires a business, it assesses the financial assets and liabilities assumed for appropriate classification and designation in accordance with the contractual terms, economic circumstances and pertinent conditions as at the acquisition date. This includes the separation of embedded derivatives in host contracts of the acquiree.

If the business combination is achieved in stages, the previously held equity interest is remeasured at its acquisition fair value and any resulting gain or loss is recognised in profit or loss.

Any contingent consideration to be transferred by the acquirer is recognised at fair value at the acquisition date. Contingent consideration classified as an asset or liability is measured at fair value with changes in fair value recognised in profit or loss. Contingent consideration that is classified as equity is not remeasured and subsequent settlement is accounted for within equity.

Goodwill is initially measured at cost, being the excess of the aggregate of the consideration transferred, the amount recognised for non-controlling interests and any fair value of the Group's previously held equity interests in the acquiree over the identifiable net assets acquired and liabilities assumed. If the sum of this consideration and other items is lower than the fair value of the net assets acquired, the difference is, after reassessment, recognised in profit or loss as a gain on bargain purchase.

## 2.4 主要會計政策摘要 (續)

### 業務合併及商譽

業務合併乃以收購法入賬。轉讓之代價乃以收購日期的公平值計算，該公平值為本集團轉讓的資產於收購日期的公平值、本集團對收購方之前度擁有人承擔的負債，及本集團發行以換取被收購方控制權的股本權益的總和。於各業務合併中，若於被收購方的非控股權益屬現時擁有權權益並賦予擁有人權利在清盤時按比例分配實體的淨資產，本集團可選擇以公平值或按比例應佔被收購方可識別資產淨值計量非控股權益。一切其他非控股權益部份乃按公平值計量。收購相關成本於產生時支銷。

當本集團收購一項業務時，會根據合約條款、於收購日期的經濟環境及相關條件，評估將承接的金融資產及負債，以作出適合的分類及標示，其中包括將被收購方主合約中的嵌入式衍生工具進行分離。

倘企業合併分階段進行，先前持有的股權按收購公平值重新計量，任何收益或虧損於損益表確認。

任何將由收購方轉讓之或然代價乃於收購日期按公平值確認。分類為資產或負債之或然代價按公平值計量，公平值變動則在損益確認。分類為權益之或然代價不會重新計量，其後結算於權益內入賬。

商譽起初按成本計量，即已轉讓總代價、已確認非控股權益及本集團先前持有的被收購方股權的公平值總額，超逾與所收購可識別資產淨值及所承擔負債的差額。如總代價及其他項目低於所收購資產淨值的公平值，於評估後其差額將於損益內確認為議價收購收益。

### 2.4 SUMMARY OF SIGNIFICANT ACCOUNTING POLICIES (continued)

#### Business combinations and goodwill (continued)

After initial recognition, goodwill is measured at cost less any accumulated impairment losses. Goodwill is tested for impairment annually or more frequently if events or changes in circumstances indicate that the carrying value may be impaired. The Group performs its annual impairment test of goodwill as at 31 March. For the purpose of impairment testing, goodwill acquired in a business combination is, from the acquisition date, allocated to each of the Group's cash-generating units, or groups of cash-generating units, that are expected to benefit from the synergies of the combination, irrespective of whether other assets or liabilities of the Group are assigned to those units or groups of units.

Impairment is determined by assessing the recoverable amount of the cash-generating unit (group of cash-generating units) to which the goodwill relates. Where the recoverable amount of the cash-generating unit (group of cash-generating units) is less than the carrying amount, an impairment loss is recognised. An impairment loss recognised for goodwill is not reversed in a subsequent period.

Where goodwill has been allocated to a cash-generating unit (or group of cash-generating units) and part of the operation within that unit is disposed of, the goodwill associated with the operation disposed of is included in the carrying amount of the operation when determining the gain or loss on the disposal. Goodwill disposed of in these circumstances is measured based on the relative value of the operation disposed of and the portion of the cash-generating unit retained.

#### Fair value measurement

The Group measures its investment properties and equity investments at fair value at the end of each reporting period. Fair value is the price that would be received to sell an asset or paid to transfer a liability in an orderly transaction between market participants at the measurement date. The fair value measurement is based on the presumption that the transaction to sell the asset or transfer the liability takes place either in the principal market for the asset or liability, or in the absence of a principal market, in the most advantageous market for the asset or liability. The principal or the most advantageous market must be accessible by the Group. The fair value of an asset or a liability is measured using the assumptions that market participants would use when pricing the asset or liability, assuming that market participants act in their economic best interest.

### 2.4 主要會計政策摘要 (續)

#### 業務合併及商譽 (續)

於初始確認後，商譽按成本減任何累計減值虧損計量。商譽須每年作減值測試，若有事件發生或情況改變顯示賬面值有可能減值時，則會更頻密地進行檢討。本集團於三月三十一日進行商譽之年度減值測試。為進行減值測試，因業務合併而購入的商譽自購入之日被分配至預期可從合併產生的協同效益中獲益的本集團各個現金產生單位或現金產生單位組別，而無論本集團其他資產或負債是否已分配予該等單位或單位組別。

減值乃通過評估與商譽有關的現金產生單位 (或現金產生單位組別) 的可收回金額釐定。當現金產生單位 (或現金產生單位組別) 的可收回金額低於賬面金額時，減值虧損便予以確認。已就商譽確認的減值虧損不得於未來期間撥回。

倘商譽分配至現金產生單位 (或現金產生單位組別) 而該單位的部份業務已出售，則在釐定出售的收益或虧損時，與所出售業務相關的商譽會計入該業務的賬面值。在該情況下出售的商譽，乃根據所出售業務的相對價值及現金產生單位的保留份額進行計量。

#### 公平值計量

本集團於各報告期末按公平值計量其投資物業及股本投資。公平值為市場參與者於計量日期在有序交易中出售資產所收取之價格或轉讓負債所支付之價格。公平值計量乃根據假設出售資產或轉讓負債之交易於資產或負債主要市場或 (在無主要市場情況下) 最具優勢市場進行而作出。主要及最具優勢市場須為本集團可進入之市場。資產或負債公平值乃按假設市場參與者於資產或負債定價時會以最佳經濟利益行事計量。

## 2.4 SUMMARY OF SIGNIFICANT ACCOUNTING POLICIES (continued)

### Fair value measurement (continued)

A fair value measurement of a non-financial asset takes into account a market participant's ability to generate economic benefits by using the asset in its highest and best use or by selling it to another market participant that would use the asset in its highest and best use.

The Group uses valuation techniques that are appropriate in the circumstances and for which sufficient data are available to measure fair value, maximising the use of relevant observable inputs and minimising the use of unobservable inputs.

All assets and liabilities for which fair value is measured or disclosed in the financial statements are categorised within the fair value hierarchy, described as follows, based on the lowest level input that is significant to the fair value measurement as a whole:

- Level 1 – based on quoted prices (unadjusted) in active markets for identical assets or liabilities
- Level 2 – based on valuation techniques for which the lowest level input that is significant to the fair value measurement is observable, either directly or indirectly
- Level 3 – based on valuation techniques for which the lowest level input that is significant to the fair value measurement is unobservable

For assets and liabilities that are recognised in the financial statements on a recurring basis, the Group determines whether transfers have occurred between levels in the hierarchy by reassessing categorisation (based on the lowest level input that is significant to the fair value measurement as a whole) at the end of each reporting period.

## 2.4 主要會計政策摘要(續)

### 公平值計量(續)

非金融資產公平值計量須計及市場參與者能自最大限度使用該資產達致最佳用途，或將該資產出售予將最大限度使用該資產達致最佳用途之其他市場參與者，所產生之經濟效益。

本集團採納適用於不同情況且具備充分數據以供計量公平值之估值方法，以盡量使用相關可觀察輸入值及盡量減少使用不可觀察輸入值。

所有於本財務報告中計量或披露公平值之資產及負債，乃按對整體公平值計量具重大影響之最低層輸入值分類至下述之公平值等級：

- 第一層 – 基於相同資產或負債於活躍市場之報價(未經調整)
- 第二層 – 按估值技術計量，而該技術採用對公平值計量具重大影響之最低層輸入值可直接或間接觀察得出
- 第三層 – 按估值技術計量，而該技術採用對公平值計量具重大影響之最低層輸入值不可以觀察得出

就按經常性基準於財務報告確認之資產及負債而言，本集團透過於各報告期末重新評估分類(基於對公平值計量整體而言屬重大之最低層輸入值)確定是否發生不同等級轉移。

### 2.4 SUMMARY OF SIGNIFICANT ACCOUNTING POLICIES (continued)

#### Impairment of non-financial assets

Where an indication of impairment exists, or when annual impairment testing for an asset is required (other than inventories, deferred tax assets, financial assets and an investment property), the asset's recoverable amount is estimated. An asset's recoverable amount is the higher of the asset's or cash-generating unit's value in use and its fair value less costs of disposal, and is determined for an individual asset, unless the asset does not generate cash inflows that are largely independent of those from other assets or groups of assets, in which case the recoverable amount is determined for the cash-generating unit to which the asset belongs.

An impairment loss is recognised only if the carrying amount of an asset exceeds its recoverable amount. In assessing value in use, the estimated future cash flows are discounted to their present value using a pre-tax discount rate that reflects current market assessments of the time value of money and the risks specific to the asset. An impairment loss is charged to the statement of profit or loss in the period in which it arises in those expense categories consistent with the function of the impaired asset, unless the asset is carried at a revalued amount, in which case the impairment loss is accounted for in accordance with the relevant accounting policy for that revalued asset.

An assessment is made at the end of each reporting period as to whether there is an indication that previously recognised impairment losses may no longer exist or may have decreased. If such an indication exists, the recoverable amount is estimated. A previously recognised impairment loss of an asset other than goodwill is reversed only if there has been a change in the estimates used to determine the recoverable amount of that asset, but not to an amount higher than the carrying amount that would have been determined (net of any depreciation/amortisation) had no impairment loss been recognised for the asset in prior years. A reversal of such an impairment loss is credited to the statement of profit or loss in the period in which it arises, unless the asset is carried at a revalued amount, in which case the reversal of the impairment loss is accounted for in accordance with the relevant accounting policy for that revalued asset.

### 2.4 主要會計政策摘要(續)

#### 非金融資產減值

倘有顯示出現減值，或當需要對資產(存貨、遞延稅項資產、金融資產及投資物業除外)作每年減值測試，則須估計資產之可收回價值。資產之可收回價值按資產或現金產生單位之使用價值，以及其公平值減出售成本之較高者計算，並就各個別資產而釐訂，除非資產並未能在大致獨立於其他資產或組別資產之情況下賺取現金流入，在此情況下，須釐訂資產所屬的現金產生單位之可收回金額。

減值虧損只於資產之賬面值超過其可收回數額時確認。於評估使用價值時使用反映當時市場對貨幣時間值以及與資產相關的特定風險的除稅前貼現率貼現出估計未來現金流量之現值。減值虧損於其產生之期間在損益表中支銷，除非資產乃按估值列賬，則減值虧損乃根據該項重估資產的有關會計政策入賬。

於各報告期末，將評估是否有顯示之前確認之減值虧損已不會出現或可能已減少。倘出現有關顯示，則須估計可收回之金額。之前確認之資產(商譽除外)減值虧損只能於用以釐訂資產之可收回數額之估計出現變動始能撥回，惟該數額不得超過假設有關於資產於過往年度並未有確認減值虧損而予以釐訂之賬面值(扣除任何折舊／攤銷)。該撥回之減值虧損乃於其產生之期間計入損益表，除非該資產乃按重估價值列賬，則該撥回減值虧損乃根據該項重估資產的有關會計政策入賬。

## 2.4 SUMMARY OF SIGNIFICANT ACCOUNTING POLICIES (continued)

### Related parties

A party is considered to be related to the Group if:

- (a) the party is a person or a close member of that person's family and that person
  - (i) has control or joint control over the Group;
  - (ii) has significant influence over the Group; or
  - (iii) is a member of the key management personnel of the Group or of a parent of the Group;

or

- (b) the party is an entity where any of the following conditions applies:
  - (i) the entity and the Group are members of the same group;
  - (ii) one entity is an associate or joint venture of the other entity (or of a parent, subsidiary or fellow subsidiary of the other entity);
  - (iii) the entity and the Group are joint ventures of the same third party;
  - (iv) one entity is a joint venture of a third entity and the other entity is an associate of the third entity;
  - (v) the entity is a post-employment benefit plan for the benefit of employees of either the Group or an entity related to the Group;
  - (vi) the entity is controlled or jointly controlled by a person identified in (a);
  - (vii) a person identified in (a)(i) has significant influence over the entity or is a member of the key management personnel of the entity (or of a parent of the entity); and
  - (viii) the entity, or any member of a group of which it is a part, provides key management personnel services to the Group or to the parent of the Group.

## 2.4 主要會計政策摘要 (續)

### 關連人士

在下列情況下，一方將被視為與本集團有關：

- (a) 該方為任何人士或其家族的親密成員，而該人士
  - (i) 控制或共同控制本集團；
  - (ii) 對本集團施以重大影響；或
  - (iii) 為本集團或本集團之母公司的主要管理層成員；

或

- (b) 該方為符合下列任何條件的實體：
  - (i) 該實體與本集團屬同一集團的成員公司；
  - (ii) 一個實體為另一實體 (或另一實體的母公司、附屬公司或同系附屬公司) 的聯營公司或合營企業；
  - (iii) 該實體與本集團為同一第三方的合營企業；
  - (iv) 一個實體為第三方實體的合營企業，而另一實體為該第三方實體的聯營公司；
  - (v) 該實體為本集團或與本集團有關連的實體就僱員福利設立的離職福利計劃；
  - (vi) 該實體受(a)所定義人士控制或受其共同控制；
  - (vii) 於(a)(i)所定義人士對該實體有重大影響力或屬該實體 (或該實體的母公司) 管理層其中一名主要成員；及
  - (viii) 該實體或其任何集團成員公司提供主要管理人員服務予本集團或本集團之母公司。



### 2.4 SUMMARY OF SIGNIFICANT ACCOUNTING POLICIES (continued)

#### Property, plant and equipment and depreciation

Property, plant and equipment are stated at cost or valuation less accumulated depreciation and any impairment losses. When an item of property, plant and equipment is classified as held for sale or when it is part of a disposal group classified as held for sale, it is not depreciated and is accounted for in accordance with HKFRS 5. The cost of an item of property, plant and equipment comprises its purchase price and any directly attributable costs of bringing the asset to its working condition and location for its intended use.

Expenditure incurred after items of property, plant and equipment have been put into operation, such as repairs and maintenance, is normally charged to the statement of profit or loss in the period in which it is incurred. In situations where the recognition criteria are satisfied, the expenditure for a major inspection is capitalised in the carrying amount of the asset as a replacement. Where significant parts of property, plant and equipment are required to be replaced at intervals, the Group recognises such parts as individual assets with specific useful lives and depreciates them accordingly.

Land and buildings, which are classified as right-of-use assets and owned assets, are measured at fair value less any subsequent accumulated depreciation and impairment losses.

Property, plant and equipment carried at revalued amounts in the financial statements relating to periods ended before 30 September 1995 are not required to be regularly revalued when the Group does not revalue their property, plant and equipment subsequent to 1995. An annual transfer from the revaluation reserve to retained profits is made for the difference between the depreciation based on the revalued carrying amount of an asset and the depreciation based on the asset's original cost. On disposal of a revalued asset, the relevant portion of the revaluation reserve realised in respect of previous valuations is transferred to retained profits as a movement in reserves.

### 2.4 主要會計政策摘要 (續)

#### 物業、廠房及設備及折舊

物業、廠房及設備乃按成本或估值扣除累計折舊及任何減值虧損列賬。當物業、廠房及設備項目分類為持作出售或構成分類為持作出售之出售組別之一部份，其將不作折舊並會根據香港財務報告準則第5號入賬。物業、廠房及設備項目之成本值包括其購入價及令資產達致符合預計用途之操作狀況及運到使用地點之任何直接應計費用。

在物業、廠房及設備項目投產後產生之開支，例如維修及保養，通常在產生之期間從損益表扣除。如達致確認標準，大型檢修開支將當作更換進行資本化，列入資產之賬面值。在物業、廠房及設備之重要部份需要定期更換時，本集團會將這些部份作為具有特定可使用期限及隨之折舊之個別資產進行確認。

分類為使用權資產及自置資產之土地及樓宇乃按公平值減其後任何累計折舊及減值虧損計量。

於截至一九九五年九月三十日止期間前按重估值於財務報告列賬之物業、廠房及設備，當本集團於一九九五年之後並無重估彼等之物業、廠房及設備時，則毋須定期重估。基於資產經重估賬面值之折舊與基於該項資產原始成本之折舊之差額部份，每年會由重估儲備轉撥至保留溢利。於出售經重估之資產時，因早前估值而產生的相關資產重估儲備部份乃當作一項儲備變動，調撥往保留溢利。

## 2.4 SUMMARY OF SIGNIFICANT ACCOUNTING POLICIES (continued)

### Property, plant and equipment and depreciation (continued)

Depreciation is calculated on the straight-line basis to write off the cost or valuation of each item of property, plant and equipment to its residual value over its estimated useful life. The principal annual rates used for this purpose are as follows:

#### Owned assets

Buildings	2% - 10%
Leasehold improvements	10% - 33 $\frac{1}{3}$ %
Furniture, fixtures and equipment	10% - 25%
Plant and machinery	10% - 20%
Motor vehicles	15% - 30%

Right-of-use assets are recognised at the commencement date of the lease (that is the date the underlying asset is available for use). Right-of-use assets are measured at cost, less any accumulated depreciation and any impairment losses, and adjusted for any remeasurement of lease liabilities. The cost of right-of-use assets includes the amount of lease liabilities recognised, initial direct costs incurred, and lease payments made at or before the commencement date less any lease incentives received. Right-of-use assets are depreciated on a straight-line basis over the shorter of the lease terms and the estimated useful lives of the assets as follows:

#### Right-of-use assets

Leasehold land	Over the lease terms
Buildings	Over the shorter of the lease terms and 20 years

If ownership of the leased asset transfers to the Group by the end of the lease term or the cost reflects the exercise of a purchase option, depreciation is calculated using the estimated useful life of the asset.

Where parts of an item of property, plant and equipment have different useful lives, the cost or valuation of that item is allocated on a reasonable basis among the parts and each part is depreciated separately. Residual values, useful lives and the depreciation method are reviewed, and adjusted if appropriate, at least at each financial year end.

## 2.4 主要會計政策摘要 (續)

### 物業、廠房及設備及折舊 (續)

折舊乃以直線法計算，並按各物業、廠房及設備項目之估計可使用期限撇銷其成本或估值至其餘值。所採用之主要折舊年率如下：

#### 自置資產

樓宇	2%至10%
租賃樓宇裝修	10%至33 $\frac{1}{3}$ %
傢俬、裝置及設備	10%至25%
廠房設備及機器	10%至20%
汽車	15%至30%

使用權資產於租賃開始日期(其為相關資產可供使用之日期)確認。使用權資產乃按成本減任何累計折舊及任何減值虧損計量，並就租賃負債之任何重新計量作出調整。使用權資產之成本包括已確認租賃負債金額、已產生初始直接成本及於開始日期或之前作出之租賃付款減任何已收取之租賃優惠。使用權資產於租賃期及資產估計可使用年期(以較短者為準)內按直線法折舊，詳情如下：

#### 使用權資產

租賃土地	按租期
樓宇	按租期或20年之較短者

倘於租賃期結束時租賃資產之擁有權轉讓至本集團或成本反映購買權之行使，折舊則按資產之估計可使用年期計算。

倘物業、廠房及設備項目之各部分有不同之可使用年期，此項目各部分成本或價值將按合理之基礎分配，而每部分將作個別折舊。餘值、可使用年期及折舊法乃最少於各財政年度結算日予以檢討，並在有需要時作出調整。

### 2.4 SUMMARY OF SIGNIFICANT ACCOUNTING POLICIES (continued)

#### Property, plant and equipment and depreciation (continued)

An item of property, plant and equipment including any significant part initially recognised is derecognised upon disposal or when no future economic benefits are expected from its use or disposal. Any gain or loss on disposal or retirement recognised in the statement of profit or loss in the year the asset is derecognised is the difference between the net sales proceeds and the carrying amount of the relevant asset.

#### Investment property

An investment property is an interest in land and building (including the leasehold property held as a right-of-use asset (2019: leasehold property under an operating lease) which would otherwise meet the definition of an investment property) held to earn rental income and/or for capital appreciation, rather than for use in the production or supply of goods or services or for administrative purposes; or for sale in the ordinary course of business. Such property is measured initially at cost, including transaction costs. Subsequent to initial recognition, the investment property is stated at fair value, which reflects market conditions at the end of the reporting period.

Gains or losses arising from changes in the fair value of the investment property are included in the consolidated statement of profit or loss in the year in which they arise.

Any gains or losses on the retirement or disposal of the investment property are recognised in the consolidated statement of profit or loss in the year of the retirement or disposal.

#### Intangible assets (other than goodwill)

Intangible assets acquired separately are measured on initial recognition at cost. The cost of intangible assets acquired in a business combination is the fair value at the date of acquisition. The useful lives of intangible assets are assessed to be either finite or indefinite. Intangible assets with finite lives are subsequently amortised over the useful economic life and assessed for impairment whenever there is an indication that the intangible asset may be impaired. The amortisation period and the amortisation method for an intangible asset with a finite useful life are reviewed at least at each financial year end.

### 2.4 主要會計政策摘要 (續)

#### 物業、廠房及設備及折舊 (續)

物業、廠房及設備項目及已初步確認之任何重要部份於出售或當預期不會從其使用或出售獲取未來經濟利益時終止確認。物業、廠房及設備出售或報廢所產生之收益或損失按售出淨額減去該等資產賬面淨值後之差額確認於本年度損益表中。

#### 投資物業

投資物業為於持作賺取租金收入及／或資本增值(包括持作使用權資產之租賃物業(二零一九年：就原應符合投資物業定義之物業根據經營租賃而持有之租賃物業))，而非用於生產或供應貨品或服務或行政目的；或作日常業務過程中出售的土地及樓宇之權益。該等物業初始以成本(包括交易成本)列賬。於初次確認後，投資物業以反映於報告期末之市況之公平值列賬。

投資物業之公平值變動之盈虧，計入所產生年度之綜合損益表。

報廢或出售投資物業之任何盈虧，於報廢或出售年度在綜合損益表中確認。

#### 無形資產 (商譽除外)

獨立購買之無形資產於初始確認時按成本計量。於業務合併時收購之無形資產之成本以收購日期之公平值計量。無形資產之可使用年期可評估為有限或無限。可使用年期有限之無形資產其後於可使用經濟年期內攤銷，並於該無形資產出現減值證據時進行減值評估。可使用年期有限之無形資產之攤銷期及攤銷方法須至少於每個財政年度末檢討一次。

## 2.4 SUMMARY OF SIGNIFICANT ACCOUNTING POLICIES (continued)

### Intangible assets (other than goodwill) (continued)

#### Backlog contracts, licences and customer relationships

Backlog contracts, licences and customer relationships are stated at cost less any impairment losses and are amortised on the straight-line basis over their estimated useful lives as follows:

Backlog contracts	3 years
Licenses	5 years
Customer relationships	6 years

#### Leases (applicable from 1 April 2019)

The Group assesses at contract inception whether a contract is, or contains, a lease. A contract is, or contains, a lease if the contract conveys the right to control the use of an identified asset for a period of time in exchange for consideration.

#### Group as a lessee

The Group applies a single recognition and measurement approach for all leases, except for short-term leases and leases of low-value assets. The Group recognises lease liabilities to make lease payments and right-of-use assets representing the right to use the underlying assets.

At inception or on reassessment of a contract that contains a lease component and non-lease component(s), the Group adopts the practical expedient not to separate non-lease component(s) and to account for the lease component and the associated non-lease component(s) (e.g., property management services for leases of properties) as a single lease component.

#### (a) Lease liabilities

Lease liabilities are recognised at the commencement date of the lease at the present value of lease payments to be made over the lease term. The lease payments include fixed payments (including in-substance fixed payments) less any lease incentives receivable, variable lease payments that depend on an index or a rate, and amounts expected to be paid under residual value guarantees. The lease payments also include the exercise price of a purchase option reasonably certain to be exercised by the Group and payments of penalties for termination of a lease, if the lease term reflects the Group exercising the option to terminate. The variable lease payments that do not depend on an index or a rate are recognised as an expense in the period in which the event or condition that triggers the payment occurs.

## 2.4 主要會計政策摘要 (續)

### 無形資產 (商譽除外) (續)

#### 積累合同、牌照及客戶關係

積累合同、牌照及客戶關係按成本減任何減值虧損列賬，並以直線法按以下其估計之使用年期攤銷：

積累合同	3年
牌照	5年
客戶關係	6年

#### 租賃 (自二零一九年四月一日起適用)

本集團於合約開始時評估合約是否為或包含租賃。倘合約為換取代價而給予在一段時間內控制可識別資產使用之權利，則該合約為或包含租賃。

#### 本集團作為承租人

本集團對所有租賃 (惟短期租賃及低價值資產租賃除外) 採取單一確認及計量方法。本集團確認租賃負債以作出租賃付款，而使用權資產指使用相關資產之權利。

於包含租賃部分及非租賃部分之合約開始或獲重新評估時，本集團採用可行權宜方式，並不區分非租賃部分以及就租賃及相關非租賃部分 (例如物業租賃之物業管理服務) 入賬作為單一租賃部分。

#### (a) 租賃負債

租賃負債於租賃開始日期按租賃期內作出的租賃付款之現值確認。租賃付款包括固定付款 (包括實質固定付款) 減任何應收租賃優惠、取決於某一指數或比率之浮動租賃付款以及預期根據剩餘價值擔保支付之金額。租賃付款亦包括本集團合理確定將予行使之購買選擇權之行使價，以及在租賃條款反映了本集團行使選擇權終止租賃之情況下因終止租賃而支付之罰款。並非取決於某一指數或比率之浮動租賃付款於觸發付款之事件或條件發生期間確認為開支。

### 2.4 SUMMARY OF SIGNIFICANT ACCOUNTING POLICIES (continued)

#### Leases (applicable from 1 April 2019) (continued)

##### Group as a lessee (continued)

##### (a) Lease liabilities (continued)

In calculating the present value of lease payments, the Group uses its incremental borrowing rate at the lease commencement date because the interest rate implicit in the lease is not readily determinable. After the commencement date, the amount of lease liabilities is increased to reflect the accretion of interest and reduced for the lease payments made. In addition, the carrying amount of lease liabilities is remeasured if there is a modification, a change in the lease term, a change in lease payments (e.g., a change to future lease payments resulting from a change in an index or rate) or a change in assessment of an option to purchase the underlying asset.

The Group's lease liabilities are presented separately in the consolidated statement of financial position.

##### (b) Short-term leases and leases of low-value assets

The Group applies the short-term lease recognition exemption to its short-term leases (that is those leases that have a lease term of 12 months or less from the commencement date and do not contain a purchase option). It also applies the recognition exemption for leases of low-value assets to leases that are considered to be of low value.

When the Group enters into a lease in respect of a low-value asset, the Group decides whether to capitalise the lease on a lease-by-lease basis.

Lease payments on short-term leases and leases of low-value assets are recognised as an expense on a straight-line basis over the lease term.

### 2.4 主要會計政策摘要 (續)

#### 租賃 (自二零一九年四月一日起適用) (續)

##### 本集團作為承租人 (續)

##### (a) 租賃負債 (續)

於計算租賃付款之現值時，由於租賃中隱含之利率不易確定，本集團使用其於租賃開始日期之遞增借款利率。於開始日期後，租賃負債之金額會增加以反映利息之增長，並就所作出之租賃付款作出扣減。此外，倘存在修改、租賃期更改、租賃付款更改 (即某一指數或比率發生變化而導致未來租賃付款更改) 或購買相關資產之選擇權評估變更，則重新計量租賃負債之賬面值。

本集團之租賃負債於綜合財務狀況表獨立呈列。

##### (b) 短期租賃及低價值資產租賃

本集團就其短期租賃 (即自開始日期起計租期12個月或以下，並且不包含購買選擇權之租賃) 應用短期租賃確認豁免。低價值資產租賃之確認豁免亦應用於被視作低價值之租賃。

當本集團就低價值資產訂立租賃時，本集團按個別租賃基準決定是否將租賃資本化。

短期租賃及低價值資產租賃之租賃付款於租賃期內按直線法確認為開支。

## 2.4 SUMMARY OF SIGNIFICANT ACCOUNTING POLICIES (continued)

### Leases (applicable from 1 April 2019) (continued)

#### Group as a lessor

When the Group acts as a lessor, it classifies at lease inception (or when there is a lease modification) each of its leases as either an operating lease or a finance lease.

Leases in which the Group does not transfer substantially all the risks and rewards incidental to ownership of an asset are classified as operating leases. When a contract contains lease and non-lease components, the Group allocates the consideration in the contract to each component on a relative stand-alone selling price basis. Rental income is accounted for on a straight-line basis over the lease terms and is included in revenue in the statement of profit or loss due to its operating nature. Initial direct costs incurred in negotiating and arranging an operating lease are added to the carrying amount of the leased asset and recognised over the lease term on the same basis as rental income. Contingent rents are recognised as revenue in the period in which they are earned.

Leases that transfer substantially all the risks and rewards incidental to ownership of an underlying assets to the lessee are accounted for as finance leases.

### Leases (applicable before 1 April 2019)

Leases that transfer substantially all the rewards and risks of ownership of assets to the Group, other than legal title, are accounted for as finance leases. At the inception of a finance lease, the cost of the leased asset is capitalised at the present value of the minimum lease payments and recorded together with the obligation, excluding the interest element, to reflect the purchase and financing. Assets held under capitalised finance leases, including prepaid land lease payments under finance leases, are included in property, plant and equipment, and depreciated over the shorter of the lease terms and the estimated useful lives of the assets. The finance costs of such leases are charged to the statement of profit or loss so as to provide a constant periodic rate of charge over the lease terms.

## 2.4 主要會計政策摘要 (續)

### 租賃 (自二零一九年四月一日起適用) (續)

#### 本集團作為出租人

當本集團擔任出租人，其於租賃開始時 (或當出現租賃修改時) 將其租賃各自分類為經營租賃或融資租賃。

本集團並未轉讓資產擁有權所附帶之絕大部分風險及回報之租賃會分類為經營租賃。倘合約包含租賃及非租賃部分，本集團根據相對獨立售價基準將合約代價分配至各部分。由於其營運性質使然，租金收入於租賃期內按直線法入賬並計入於損益表中之收益內。於磋商及安排經營租賃時產生之初始直接成本會加至租賃資產之賬面值，並於租賃期內按相同基準確認為租金收入。或然租金乃於其賺取期間內確認為收益。

相關資產擁有權所附帶之絕大部分風險及回報會轉移至承租人之租賃乃入賬為融資租賃。

### 租賃 (適用於二零一九年四月一日前)

融資租約指資產擁有權 (除法定業權外) 所涉之絕大部份回報及風險屬於本集團之租約。於融資租約開始時，租賃資產之成本按最低租金之現值撥充資本，並連同債務 (不包括利息部份) 記錄，以反映採購及融資。根據已撥充資本之融資租約所持有之資產 (包括融資租約之預付土地租賃款項) 計入物業、廠房及設備，並按租期與資產估計可使用年期之較短者計算折舊。此等租約之融資成本自損益表扣除，用以為租約年內提供一個固定定期扣除率。

### 2.4 SUMMARY OF SIGNIFICANT ACCOUNTING POLICIES (continued)

#### Leases (applicable before 1 April 2019) (continued)

Leases where substantially all the rewards and risks of ownership of assets remain with the lessor are accounted for as operating leases. Where the Group is the lessor, assets leased by the Group under operating leases are included in non-current assets, and rentals receivable under the operating leases are credited to the statement of profit or loss on the straight-line basis over the lease terms. Where the Group is the lessee, rentals payable under operating leases are charged to the statement of profit or loss on the straight-line basis over the lease terms.

Prepaid land lease payments under operating leases are initially stated at cost and subsequently recognised on the straight-line basis over the lease terms. When the lease payments cannot be allocated reliably between the land and buildings elements, the entire lease payments are included in the cost of the land and buildings as a finance lease in property, plant and equipment.

#### Investments and other financial assets

##### Initial recognition and measurement

Financial assets are classified, at initial recognition, as subsequently measured at amortised cost, fair value through other comprehensive income, and fair value through profit or loss.

The classification of financial assets at initial recognition depends on the financial asset's contractual cash flow characteristics and the Group's business model for managing them. With the exception of trade receivables that do not contain a significant financing component or for which the Group has applied the practical expedient of not adjusting the effect of a significant financing component, the Company initially measures a financial asset at its fair value, plus in the case of a financial asset not at fair value through profit or loss, transaction costs. Trade receivables that do not contain a significant financing component or for which the Group has applied the practical expedient are measured at the transaction price determined under HKFRS 15 in accordance with the policies set out for "Revenue recognition" below.

### 2.4 主要會計政策摘要 (續)

#### 租賃 (適用於二零一九年四月一日前) (續)

經營租賃乃資產擁有權之絕大部份回報及風險仍保留在出租人之租約。當本集團為出租人時，由本集團以經營租賃出租之資產包括在非流動資產，而經營租賃之應收租金按租賃年期以直線法計入損益表內。當本集團為承租人時，經營租賃的應付租金按租賃年期以直線法於損益表扣除。

根據經營租賃之預付土地租賃款項，初步以成本列賬，並隨後於租約期內以直線法確認。倘租賃款項不能可靠地分配至土地及樓宇元素，則整筆租賃款項將計入土地及樓宇成本，作為物業、廠房及設備之融資租賃。

#### 投資及其他金融資產

##### 初始確認及計量

金融資產於初始確認時分類為其後按攤銷成本、按公平值透過其他全面收益入賬及按公平值透過損益入賬計量。

金融資產於初始確認時的分類視乎金融資產合約現金流量的特徵及本集團管理該等資產的業務模式。除並無重大融資成分或本集團並未就此應用不調整重大融資成分影響實際權宜方法的應收貿易賬款外，本公司初步按其公平值加(倘並非按公平值透過損益入賬的金融資產)交易成本計量金融資產。根據下文「收入確認」所載政策，並無重大融資成分或本集團並未就此應用實際權宜方法的應收貿易賬款按香港財務報告準則第15號釐定的交易價格計量。

## 2.4 SUMMARY OF SIGNIFICANT ACCOUNTING POLICIES (continued)

### Investments and other financial assets (continued)

#### *Initial recognition and measurement* (continued)

In order for a financial asset to be classified and measured at amortised cost or fair value through other comprehensive income, it needs to give rise to cash flows that are solely payments of principal and interest (“SPPI”) on the principal amount outstanding. Financial assets with cash flows that are not SPPI are classified and measured at fair value through profit or loss, irrespective of the business model.

The Group’s business model for managing financial assets refers to how it manages its financial assets in order to generate cash flows. The business model determines whether cash flows will result from collecting contractual cash flows, selling the financial assets, or both. Financial assets classified and measured at amortised cost are held within a business model with the objective to hold financial assets in order to collect contractual cash flows, while financial assets classified and measured at fair value through other comprehensive income are held within a business model with the objective of both holding to collect contractual cash flows and selling. Financial assets which are not held within the aforementioned business models are classified and measured at fair value through profit or loss.

All regular way purchases and sales of financial assets are recognised on the trade date, that is, the date that the Group commits to purchase or sell the asset. Regular way purchases or sales are purchases or sales of financial assets that require delivery of assets within the period generally established by regulation or convention in the marketplace.

#### *Subsequent measurement*

The subsequent measurement of financial assets depends on their classification as follows:

#### *Financial assets at amortised cost (debt instruments)*

Financial assets at amortised cost are subsequently measured using the effective interest method and are subject to impairment. Gains and losses are recognised in the statement of profit or loss when the asset is derecognised, modified or impaired.

## 2.4 主要會計政策摘要 (續)

### 投資及其他金融資產 (續)

#### *初始確認及計量* (續)

為使金融資產按攤銷成本或按公平值透過其他全面收益入賬分類及計量，需就未償還本金產生僅為支付本金及利息（「SPPI」）的現金流量。現金流量並非SPPI之金融資產按公平值透過損益分類及計量，而不論業務模式。

本集團管理金融資產的業務模式指為產生現金流量而管理金融資產的方式。業務模式釐定現金流量會否來自收取合約現金流量、出售金融資產或以上兩者。按攤銷成本分類及計量之金融資產以目的為持有金融資產以收取合約現金流量之業務模式持有，而按公平值透過其他全面收益分類及計量之金融資產以目的為持作收取合約現金流量及出售之業務模式持有。並非按上述業務模式持有之金融資產乃按公平值透過損益分類及計量。

所有以常規方式購買及出售的金融資產均於交易日（即本集團承諾購買或出售資產之日）確認。以常規方式購買或出售指需在市場規例或慣例規定的期限內交付資產的金融資產購買或出售。

#### *後續計量*

金融資產之後續計量乃視乎彼等之下列分類：

#### *按攤銷成本計量的金融資產 (債務工具)*

按攤銷成本計量的金融資產隨後使用實際利率法計量，並可予減值。收益及虧損於資產終止確認、修改或減值時於損益表中確認。



### 2.4 SUMMARY OF SIGNIFICANT ACCOUNTING POLICIES (continued)

#### Investments and other financial assets (continued)

##### *Subsequent measurement (continued)*

##### *Financial assets designated at fair value through other comprehensive income (equity investments)*

Upon initial recognition, the Group can elect to classify irrevocably its equity investments as equity investments designated at fair value through other comprehensive income when they meet the definition of equity under HKAS 32 *Financial Instruments: Presentation* and are not held for trading. The classification is determined on an instrument-by-instrument basis.

Gains and losses on these financial assets are never recycled to the statement of profit or loss. Dividends are recognised as other income in the statement of profit or loss when the right of payment has been established, it is probable that the economic benefits associated with the dividend will flow to the Group and the amount of the dividend can be measured reliably, except when the Group benefits from such proceeds as a recovery of part of the cost of the financial asset, in which case, such gains are recorded in other comprehensive income. Equity investments designated at fair value through other comprehensive income are not subject to impairment assessment.

##### *Financial assets at fair value through profit or loss*

Financial assets at fair value through profit or loss are carried in the statement of financial position at fair value with net changes in fair value recognised in the consolidated statement of profit or loss.

This category includes derivative instruments and equity investments which the Group had not irrevocably elected to classify at fair value through other comprehensive income. Dividends on equity investments classified as financial assets at fair value through profit or loss are also recognised as other income in the statement of profit or loss when the right of payment has been established, it is probable that the economic benefits associated with the dividend will flow to the Group and the amount of the dividend can be measured reliably.

### 2.4 主要會計政策摘要 (續)

#### 投資及其他金融資產 (續)

##### 後續計量 (續)

##### 指定為按公平值透過其他全面收益入賬之金融資產 (權益投資)

於初步確認時，本集團可選擇於權益投資符合香港會計準則第32號金融工具：呈報項下的權益定義且並非持作買賣時，將其權益投資不可撤回地分類為指定為按公平值透過其他全面收益入賬之權益投資。分類乃按個別工具基準釐定。

該等金融資產的收益及虧損概不會被劃轉至損益表。在支付權確立，與股息相關的經濟利益很可能流入本集團且股息的金額能夠可靠計量時亦於損益表中確認為其他收入，惟當本集團於作為收回金融資產一部分成本的所得款項中獲益時則除外，於此情況下，該等收益於其他全面收益入賬。指定為按公平值透過其他全面收益入賬之權益投資不受減值評估影響。

##### 按公平值透過損益入賬之金融資產

按公平值透過損益入賬之金融資產按公平值於財務狀況表列賬，而公平值變動淨額於綜合損益表中確認。

該類別包括本集團並無不可撤銷地選擇按公平值透過其他全面收益進行分類的衍生工具及權益投資。當付款權利確立，與股息相關的經濟利益很可能流入本集團及股息金額可以可靠計量時，分類為按公平值透過損益入賬之金融資產的權益投資股息亦於損益表內確認為其他收入。

## 2.4 SUMMARY OF SIGNIFICANT ACCOUNTING POLICIES (continued)

### Derecognition of financial assets

A financial asset is primarily derecognised when:

- the rights to receive cash flows from the asset have expired; or
- the Group has transferred its rights to receive cash flows from the asset or has assumed an obligation to pay the received cash flows in full without material delay to a third party under a “pass-through” arrangement; and either (a) the Group has transferred substantially all the risks and rewards of the asset, or (b) the Group has neither transferred nor retained substantially all the risks and rewards of the asset, but has transferred control of the asset.

When the Group has transferred its rights to receive cash flows from an asset or has entered into a pass-through arrangement, it evaluates if, and to what extent, it has retained the risk and rewards of ownership of the asset. When it has neither transferred nor retained substantially all the risks and rewards of the asset nor transferred control of the asset, the Group continues to recognise the transferred asset to the extent of the Group’s continuing involvement. In that case, the Group also recognises an associated liability. The transferred asset and the associated liability are measured on a basis that reflects the rights and obligations that the Group has retained.

Continuing involvement that takes the form of a guarantee over the transferred asset is measured at the lower of the original carrying amount of the asset and the maximum amount of consideration that the Group could be required to repay.

### Impairment of financial assets

The Group recognises an allowance for expected credit losses (“ECLs”) for all debt instruments not held at fair value through profit or loss. ECLs are based on the difference between the contractual cash flows due in accordance with the contract and all the cash flows that the Group expects to receive, discounted at an approximation of the original effective interest rate. The expected cash flows will include cash flows from the sale of collateral held or other credit enhancements that are integral to the contractual terms.

## 2.4 主要會計政策摘要 (續)

### 終止確認金融資產

金融資產在下列情況下將基本終止確認：

- 從資產收取現金流之權利已屆滿；或
- 本集團已轉讓從資產收取現金流之權利，或已承擔根據「過賬」安排而在沒有重大時差下悉數將已收取之現金流支付有關第三者之責任；及(a)本集團已轉讓資產的絕大部份風險及回報，或(b)本集團並無轉讓或保留資產的絕大部份風險及回報，但已轉讓資產之控制權。

倘本集團已轉讓其收取從該項資產所得的現金流量之權利或已訂立過賬安排，其將評估其是否保留該項資產之擁有權的風險及回報以及保留之程度。當其並無轉讓或保留資產的絕大部份風險及回報，亦無轉讓資產之控制權，本集團繼續按本集團持續參與之程度確認所轉讓之資產。於該情況下，本集團亦確認相關負債。已轉讓資產及相關負債乃按反映本集團保留之權利及義務之基準計量。

以擔保形式對已轉讓資產之持續參與乃按資產原賬面值與本集團可能須償還最高代價兩者之較低者計量。

### 金融資產減值

本集團就所有並非按公平值透過損益入賬持有的債務工具確認預期信貸損失（「預期信貸損失」）撥備。預期信貸損失乃以根據合約應付的合約現金流量與本集團預期收取的所有現金流量之間的差額為基準，按原有實際利率相近的差額貼現。預期現金流量將包括來自銷售所持有抵押品或其他信用增級的現金流量，此乃合約條款不可或缺的部分。

### 2.4 SUMMARY OF SIGNIFICANT ACCOUNTING POLICIES (continued)

#### Impairment of financial assets (continued)

##### General approach

ECLs are recognised in two stages. For credit exposures for which there has not been a significant increase in credit risk since initial recognition, ECLs are provided for credit losses that result from default events that are possible within the next 12 months (a 12-month ECL). For those credit exposures for which there has been a significant increase in credit risk since initial recognition, a loss allowance is required for credit losses expected over the remaining life of the exposure, irrespective of the timing of the default (a lifetime ECL).

At each reporting date, the Group assesses whether the credit risk on a financial instrument has increased significantly since initial recognition. When making the assessment, the Group compares the risk of a default occurring on the financial instrument as at the reporting date with the risk of a default occurring on the financial instrument as at the date of initial recognition and considers reasonable and supportable information that is available without undue cost or effort, including historical and forward-looking information.

The Group considers a financial asset to be in default when internal or external information indicates that the Group is unlikely to receive the outstanding contractual amounts in full before taking into account any credit enhancements held by the Group. A financial asset is written off when there is no reasonable expectation of recovering the contractual cash flows.

Debt investments at fair value through other comprehensive income and financial assets at amortised cost are subject to impairment under the general approach and they are classified within the following stages for measurement of ECLs except for trade receivables which apply the simplified approach as detailed below.

- Stage 1 – Financial instruments for which credit risk has not increased significantly since initial recognition and for which the loss allowance is measured at an amount equal to 12-month ECLs
- Stage 2 – Financial instruments for which credit risk has increased significantly since initial recognition but that are not credit-impaired financial assets and for which the loss allowance is measured at an amount equal to lifetime ECLs
- Stage 3 – Financial assets that are credit-impaired at the reporting date (but that are not purchased or originated credit-impaired) and for which the loss allowance is measured at an amount equal to lifetime ECLs

### 2.4 主要會計政策摘要(續)

#### 金融資產減值(續)

##### 一般方法

預期信貸損失於兩個階段進行確認。對於自初始確認後並無顯著增加的信貸風險，預期信貸損失就可能於未來12個月內(12個月預期信貸損失)出現的違約事件計提撥備。對於自初始確認以來有顯著增加的信貸風險，須在信貸虧損風險預期的剩餘年期計提虧損撥備，不論違約事件於何時發生(全期預期信貸損失)。

於各報告日期，本集團評估自初始確認以來金融工具的信貸風險是否顯著增加時。於作出評估時，本集團將於報告日期金融工具發生的違約風險與於初始確認日期金融工具發生的違約風險進行比較，並考慮無需付出不必要的成本或努力而可得的合理且具支持性的資料，包括歷史及前瞻性資料。

當內部或外部資料顯示本集團不可能在本集團採取任何信貸提升安排前悉數收回未償還合約金額時，本集團可將該金融資產視為違約。倘無法合理預期可收回合約現金流量，則撇銷金融資產。

按公平值透過其他全面收益入賬之債務投資及按攤銷成本計量的金融資產均根據一般方法減值，且除應用簡化法的應收貿易賬款(如下文詳述)外，有關資產於以下階段分類以計量預期信貸損失。

- 第一階段 – 金融工具自初始確認以來信貸風險並未顯著增加，且其虧損撥備相等於12個月預期信貸損失
- 第二階段 – 金融工具自初始確認以來信貸風險已顯著增加，但並非信貸減值金融資產且其虧損撥備相等於全期預期信貸損失
- 第三階段 – 於報告日期為信貸減值的金融資產(惟並非購入或原為信貸減值)，其虧損撥備相等於全期預期信貸損失

## 2.4 SUMMARY OF SIGNIFICANT ACCOUNTING POLICIES (continued)

### Impairment of financial assets (continued)

#### *Simplified approach*

For trade receivables that do not contain a significant financing component or when the Group applies the practical expedient of not adjusting the effect of a significant financing component, the Group applies the simplified approach in calculating ECLs. Under the simplified approach, the Group does not track changes in credit risk, but instead recognises a loss allowance based on lifetime ECLs at each reporting date. The Group has established a provision matrix that is based on its historical credit loss experience, adjusted for forward-looking factors specific to the debtors and the economic environment.

### Financial liabilities

#### *Initial recognition and measurement*

Financial liabilities are classified, at initial recognition, as financial liabilities at fair value through profit or loss, loans and borrowings, payables, or as derivatives designated as hedging instruments in an effective hedge, as appropriate.

All financial liabilities are recognised initially at fair value and, in the case of loans and borrowings and payables, net of directly attributable transaction costs.

The Group's financial liabilities include trade payables, other payables and accruals, interest-bearing bank borrowings and lease liabilities.

#### *Subsequent measurement of financial liabilities at amortised cost (loans and borrowings)*

After initial recognition, interest-bearing loans and borrowings are subsequently measured at amortised cost, using the effective interest rate method unless the effect of discounting would be immaterial, in which case they are stated at cost. Gains and losses are recognised in profit or loss when the liabilities are derecognised as well as through the effective interest rate amortisation process.

Amortised cost is calculated by taking into account any discount or premium on acquisition and fees or costs that are an integral part of the effective interest rate. The effective interest rate amortisation is included in finance costs in consolidated statement of profit or loss.

## 2.4 主要會計政策摘要 (續)

### 金融資產減值 (續)

#### *簡化法*

就不包含重大融資成分的應收貿易賬款，或當本集團應用實際權宜方法而不會就重大融資成分的影響調整而言，本集團採用簡化法進行預期信貸損失計量。根據簡化法，本集團不會追蹤信貸風險的變化，而是於各報告日期按全期預期信貸損失確認虧損撥備。本集團已根據其歷史信貸虧損經驗建立撥備矩陣，並根據債務人及經濟環境的前瞻性因素作出調整。

### 金融負債

#### *初步確認與計量*

金融負債於初始確認時分類為按公平值透過損益入賬之金融負債、貸款及借貸、應付款項或於有效對沖中指定為對沖工具之衍生工具(如適用)。

所有金融負債初步按公平值確認及倘為貸款及借貸以及應付款項，則應扣除直接應佔交易成本。

本集團之金融負債包括應付貿易賬款、其他應付款及應計負債、須繳付利息之銀行貸款及租賃負債。

#### *按攤銷成本計算之金融負債(貸款及借貸)之後續計量*

於初步確認後，計息貸款及借貸其後按實際利率法以攤銷成本計量，惟倘折算之影響並不重大則以成本列賬。盈虧乃當負債被確認取消，並在按實際利率進行攤銷程序時在損益確認。

攤銷成本於計及收購事項任何折讓或溢價及屬實際利率不可或缺一部份之費用或成本後計算。實際利率攤銷計入綜合損益表之融資成本內。

### 2.4 SUMMARY OF SIGNIFICANT ACCOUNTING POLICIES (continued)

#### Derecognition of financial liabilities

A financial liability is derecognised when the obligation under the liability is discharged or cancelled, or expires.

When an existing financial liability is replaced by another from the same lender on substantially different terms, or the terms of an existing liability are substantially modified, such an exchange or modification is treated as a derecognition of the original liability and a recognition of a new liability, and the difference between the respective carrying amounts is recognised in the consolidated statement of profit or loss.

#### Offsetting of financial instruments

Financial assets and financial liabilities are offset and the net amount is reported in the statement of financial position if there is a currently enforceable legal right to offset the recognised amounts and there is an intention to settle on a net basis, or to realise the assets and settle the liabilities simultaneously.

#### Inventories

Inventories are stated at the lower of cost and net realisable value. Cost is determined on the weighted average basis and includes all costs of purchase, costs of conversion, and other costs incurred in bringing the inventories to their present location and condition. In the case of work in progress and self-produced finished goods, cost comprises direct materials, direct labour and an appropriate proportion of overheads. Net realisable value is based on estimated selling prices less any estimated costs to be incurred to completion and disposal.

#### Cash and cash equivalents

For the purpose of the consolidated statement of cash flows, cash and cash equivalents comprise cash on hand and demand deposits, and short term highly liquid investments that are readily convertible into known amounts of cash, are subject to an insignificant risk of changes in value, and have a short maturity of generally within three months when acquired, less bank overdrafts which are repayable on demand and form an integral part of the Group's cash management.

For the purpose of the consolidated statement of financial position, cash and cash equivalents comprise cash on hand and at banks, including term deposits, which are not restricted as to use.

### 2.4 主要會計政策摘要(續)

#### 終止確認金融負債

倘負債下之責任獲履行或註銷或屆滿，金融負債終止確認。

當現有金融負債被同一貸款人以明顯不同之條款提供之另一金融負債取代，或現有負債之條款大幅修訂，此等交換或修訂，則被視為終止確認原負債而確認新負債，而相關之賬面金額之差額則在綜合損益表確認。

#### 金融工具的抵銷

倘在現行可予執行之法律權利以抵銷已確認金額及有意按淨額基準償付，或變現資產與清還負債同時進行，則抵銷金融資產及金融負債及於財務狀況表內呈報淨金額。

#### 存貨

存貨按成本值及可變現淨值二者之較低者入賬。成本以加權平均法計算，包括購貨之所有成本、轉換成本、將存貨運至現時地點及達致目前狀態所產生之其他成本。於半成品及自製產成品方面，成本包括直接材料、直接人工及適量之經常費用分配。可變現淨值乃將估計售價減去預期於製成及出售時引致之額外成本計算。

#### 現金及現金等值項目

就綜合現金流量表而言，現金及現金等值項目指手頭現金及活期存款與短期及高流動性投資，而該等投資可隨時轉換為已知數額之現金。其價值變動風險影響不大，且該等投資於購入時之到期時限不超過三個月，再扣減必須於要求時償還之銀行透支，並為本集團現金管理之組成部分。

就綜合財務狀況表而言，現金及現金等值項目乃手頭現金及銀行現金，包括並無限制用途之定期存款。

## 2.4 SUMMARY OF SIGNIFICANT ACCOUNTING POLICIES (continued)

### Income tax

Income tax comprises current and deferred tax. Income tax relating to items recognised outside profit or loss is recognised outside profit or loss, either in other comprehensive income or directly in equity.

Current tax assets and liabilities are measured at the amount expected to be recovered from or paid to the taxation authorities, based on tax rates (and tax laws) that have been enacted or substantively enacted by the end of the reporting period, taking into consideration interpretations and practices prevailing in the countries in which the Group operates.

Deferred tax is provided, using the liability method, on all temporary differences at the end of the reporting period between the tax bases of assets and liabilities and their carrying amounts for financial reporting purposes.

Deferred tax liabilities are recognised for all taxable temporary differences, except:

- when the deferred tax liability arises from the initial recognition of goodwill or an asset or liability in a transaction that is not a business combination and, at the time of the transaction, affects neither the accounting profit nor taxable profit or loss; and
- in respect of taxable temporary differences associated with investments in subsidiaries and associates, when the timing of the reversal of the temporary differences can be controlled and it is probable that the temporary differences will not reverse in the foreseeable future.

## 2.4 主要會計政策摘要 (續)

### 所得稅

所得稅包括當期稅項及遞延稅項。與於損益賬外確認之項目有關之所得稅於損益賬外之其他全面收益或直接於權益確認。

當期稅項資產及負債，乃根據已實施或於報告期末已大致實施之稅率（及稅法），並考慮本集團業務所在國家之現有詮釋及慣例，按預期將從稅務局收回或將支付予稅務局之金額計量。

遞延稅項就於報告期末資產及負債之稅項基準及其於賬目中之賬面值之所有暫時性差額以負債法作出準備。

所有應課稅暫時性差額均被確認為遞延稅項負債，惟：

- 當初次確認商譽或一項交易而該交易並非為商業合併之資產或負債而產生，及於進行交易時，不會對會計溢利或應課稅溢利或虧損構成影響之遞延稅項負債除外；及
- 有關可控制撥回暫時性差額之時間及暫時性差額於可預見之將來極不可能撥回之附屬公司與聯營公司之投資之應課稅暫時性差額除外。

### 2.4 SUMMARY OF SIGNIFICANT ACCOUNTING POLICIES (continued)

#### Income tax (continued)

Deferred tax assets are recognised for all deductible temporary differences, and the carryforward of unused tax credits and any unused tax losses. Deferred tax assets are recognised to the extent that it is probable that taxable profit will be available against which the deductible temporary differences, the carryforward of unused tax credits and unused tax losses can be utilised, except:

- when the deferred tax asset relating to the deductible temporary differences arises from the initial recognition of an asset or liability in a transaction that is not a business combination and, at the time of the transaction, affects neither the accounting profit nor taxable profit or loss; and
- in respect of deductible temporary differences associated with investments in subsidiaries and associates, deferred tax assets are only recognised to the extent that it is probable that the temporary differences will reverse in the foreseeable future and taxable profit will be available against which the temporary differences can be utilised.

The carrying amount of deferred tax assets is reviewed at the end of each reporting period and reduced to the extent that it is no longer probable that sufficient taxable profit will be available to allow all or part of the deferred tax asset to be utilised. Unrecognised deferred tax assets are reassessed at the end of each reporting period and are recognised to the extent that it has become probable that sufficient taxable profit will be available to allow all or part of the deferred tax asset to be recovered.

Deferred tax assets and liabilities are measured at the tax rates that are expected to apply to the period when the asset is realised or the liability is settled, based on tax rates (and tax laws) that have been enacted or substantively enacted by the end of the reporting period.

Deferred tax assets and deferred tax liabilities are offset if and only if the Group has a legally enforceable right to set off current tax assets and current tax liabilities and the deferred tax assets and deferred tax liabilities relate to income taxes levied by the same taxation authority on either the same taxable entity or different taxable entities which intend either to settle current tax liabilities and assets on a net basis, or to realise the assets and settle the liabilities simultaneously, in each future period in which significant amounts of deferred tax liabilities or assets are expected to be settled or recovered.

### 2.4 主要會計政策摘要 (續)

#### 所得稅 (續)

所有可被扣減之暫時性差額、未使用之稅項資產及任何未使用稅務虧損之結轉均被確認為遞延稅項資產，惟僅限於可能有應課稅溢利以對銷可扣減暫時差額、未使用之稅項資產及未使用稅務虧損才予確認，惟：

- 當初次確認一項交易而該交易並非為商業合併之資產或負債而產生，及於進行交易時不會對會計溢利或應課稅溢利或虧損構成影響之遞延稅項資產除外；及
- 有關於附屬公司與聯營公司之投資所產生之可扣減暫時性差額，遞延稅項資產以可能出現之暫時性差額於可預見未來可撥回及可能有足夠可動用應課稅溢利抵扣所動用暫時性差額時予以確認。

遞延稅項資產之賬面值於每個報告期末檢討，並扣減至當不再可能有足夠應課稅溢利讓所有或部份遞延稅項資產被動用為止。未被確認之遞延稅項資產會於每個報告期末重新評估，並在可能有足夠應課稅溢利讓所有或部份遞延稅項資產被動用時才予以確認。

遞延稅項資產及負債以當資產被變現或負債被清還時預期之適用稅率衡量，並根據於報告期末已制定或實際會制定之稅率及(稅務法例)計算。

當及僅當本集團有可合法執行權利可將即期稅項資產與即期稅項負債抵銷，且遞延稅項資產與遞延稅項負債與同一稅務機關對同一應稅實體或於各未來期間預期的有大額遞延稅項負債或資產需要清償或收回時，擬按淨額基準清償即期稅務負債及資產或同時變現資產及清償負債之不同稅務實體徵收之所得稅相關，則遞延稅項資產與遞延稅項負債可予抵銷。

## 2.4 SUMMARY OF SIGNIFICANT ACCOUNTING POLICIES (continued)

### Government grants

Government grants are recognised at their fair value where there is reasonable assurance that the grant will be received and all attaching conditions will be complied with. When the grant relates to an expense item, it is recognised as income on a systematic basis over the periods that the costs, which it is intended to compensate, are expensed.

### Revenue recognition

#### *Revenue from contracts with customers*

Revenue from contracts with customers is recognised when control of goods or services is transferred to the customers at an amount that reflects the consideration to which the Group expects to be entitled in exchange for those goods or services.

When the consideration in a contract includes a variable amount, the amount of consideration is estimated to which the Group will be entitled in exchange for transferring the goods or services to the customer. The variable consideration is estimated at contract inception and constrained until it is highly probable that a significant revenue reversal in the amount of cumulative revenue recognised will not occur when the associated uncertainty with the variable consideration is subsequently resolved.

When the contract contains a financing component which provides the customer with a significant benefit of financing the transfer of goods or services to the customer for more than one year, revenue is measured at the present value of the amount receivable, discounted using the discount rate that would be reflected in a separate financing transaction between the Group and the customer at contract inception. When the contract contains a financing component which provides the Group a significant financial benefit for more than one year, revenue recognised under the contract includes the interest expense accreted on the contract liability under the effective interest method. For a contract where the period between the payment by the customer and the transfer of the promised goods or services is one year or less, the transaction price is not adjusted for the effects of a significant financing component, using the practical expedient in HKFRS 15.

## 2.4 主要會計政策摘要 (續)

### 政府補助

政府補助於可合理地保證將會獲得撥款，以及將遵守所有附帶條件時，按其公平值確認。倘補助與一項開支項目有關，補助將會有系統地於該項補助擬補貼之成本支銷之期間內確認為收入。

### 收入確認

#### 客戶合約收益

客戶合約收益乃於貨品或服務的控制權讓予客戶時確認，該金額能反映本集團預期就交換該等貨品或服務有權獲得的代價。

倘合約代價包含可變金額，則其根據本集團於就交換向客戶轉讓貨品或服務時將享有的代價金額進行估計。可變代價於合約開始時估計並受到限制，直至與可變金額相關的不確定性於其後解除時，有關累計已確認收益金額的重大收益撥回極可能不會產生時方可解除。

倘合約包含融資部分，就為轉讓貨品或服務予客戶融資向客戶提供重大利益超過一年，則收益按應收款項金額按本集團與客戶在合約訂立時於個別融資交易內反映的貼現率貼現的現值計量。倘合約載有為本集團提供超過一年重大融資利益的融資部分，則收益根據有關合約確認，包括根據實際利息法合約負債附有的利息開支。就付款與轉讓承諾貨品或服務之間的期間為一年或以下的合約而言，本集團使用香港財務報告準則第15號的實際權宜之策，即交易價格不會就重大融資部分的影響作出調整。



### 2.4 SUMMARY OF SIGNIFICANT ACCOUNTING POLICIES (continued)

#### Revenue recognition (continued)

##### *Revenue from contracts with customers (continued)*

##### *Sale of goods*

Revenue from the sale of goods is recognised at the point in time when control of the assets is transferred to the customer, generally on delivery of the goods.

##### *Revenue from other sources*

Rental income is recognised on a time proportion basis over the lease terms. Variable lease payments that do not depend on an index or a rate are recognised as income in the accounting period in which they are incurred.

##### *Other income*

Interest income is recognised on an accrual basis using the effective interest method by applying the rate that exactly discounts the estimated future cash receipts over the expected life of the financial instrument or a shorter period, when appropriate, to the net carrying amount of the financial asset.

Dividend income is recognised when the shareholders' right to receive payment has been established, it is probable that the economic benefits associated with the dividend will flow to the Group and the amount of the dividend can be measured reliably.

##### *Contract liabilities*

A contract liability is recognised when a payment is received or a payment is due (whichever is earlier) from a customer before the Group transfers the related goods or services. Contract liabilities are recognised as revenue when the Group performs under the contract (i.e., transfers control of the related goods or services to the customer).

### 2.4 主要會計政策摘要 (續)

#### 收入確認 (續)

##### *客戶合約收益 (續)*

##### *銷售貨品*

銷售貨品的收入於資產控制權轉移予客戶的時間點確認，一般是於貨品交付時。

##### *其他來源之收益*

租金收入乃按租期以時間比例確認。並非取決於某一指數或比率之浮動租賃付款於產生付款之會計期間確認為收入。

##### *其他收入*

利息收入為採用實際利率法計算，乃按累計基準採用足以將金融工具於其預計年期或較短期間(如適合)的估計未來現金收入準確貼現至金融資產賬面淨值的利率。

股息收入於股東收取款項的權利被確立時確認。與股息相關的經濟利益很可能會流入本集團，而股息金額將可靠計量。

##### *合約負債*

合約負債於本集團向客戶轉移相關貨品或服務前收取或付款到期時(以較早者為準)確認。合約負債於本集團根據合約履行時(即向客戶轉移相關貨品或服務的控制權)確認為收益。

## 2.4 SUMMARY OF SIGNIFICANT ACCOUNTING POLICIES (continued)

### Employee benefits

#### Pension schemes

The Group operates a defined contribution Mandatory Provident Fund retirement benefit scheme (the “MPF Scheme”) under the Mandatory Provident Fund Schemes Ordinance for those employees who are eligible to participate in the MPF Scheme. Contributions are made based on a percentage of the employees’ basic salaries and are charged to the statement of profit or loss as they become payable in accordance with the rules of the MPF Scheme. The assets of the MPF Scheme are held separately from those of the Group in an independently administered fund. The Group’s employer contributions vest fully with the employees when contributed into the MPF Scheme, except for the Group’s employer voluntary contributions, which are refunded to the Group when the employee leaves employment prior to the contributions vesting fully, in accordance with the rules of the MPF Scheme.

The employees of the Group’s subsidiaries which operate in Mainland China are required to participate in a central pension scheme operated by the local municipal government. These subsidiaries are required to contribute 13% to 21% of their payroll costs to the central pension scheme. The contributions are charged to the statement of profit or loss as they become payable in accordance with the rules of the central pension scheme.

#### Share-based payments

The Company operates a share option scheme for the purpose of providing incentives and rewards to eligible participants who contribute to the success of the Group’s operations. Employees (including directors) of the Group receive remuneration in the form of share-based payments, whereby employees render services as consideration for equity instruments (“equity-settled transactions”), if any option is granted to the eligible employees.

The cost of equity-settled transactions with employees for grants after 7 November 2002 is measured by reference to the fair value at the date at which they are granted. The fair value is determined by an external valuer using a binomial model or the Black-Scholes model.

## 2.4 主要會計政策摘要 (續)

### 僱員福利

#### 退休金計劃

本集團根據強制性公積金條例，為若干符合資格的僱員設立定額供款強制性公積金退休福利計劃（「強積金計劃」）。供款乃根據有關僱員之基本薪金百分比計算，根據強積金計劃之規則於應支付時計入損益表。強積金計劃之資產乃與本集團之資產分開，並由獨立管理基金持有。根據強積金計劃之規則，除了本集團之僱主自願性供款部份外，本集團之僱主供款權益於供款時即時歸屬於僱員，倘僱員於有權獲得全數僱主自願性供款前離職，則本集團可收回該供款之未歸屬僱員部份。

本集團於中國大陸營運之附屬公司的僱員均須參加由地方市政府設立之中央退休保障計劃。該等附屬公司須按其工資成本的13%至21%向該中央退休保障計劃作出供款。根據該中央退休保障計劃的規定，供款於應付時在損益表內扣除。

#### 以股份為基礎之付款

本公司設有一項購股權計劃，旨在給予為本集團業務成功作出貢獻之合資格參與者鼓勵及獎勵。如有任何購股權向合資格之僱員授出，本集團僱員（包括董事）可按以股份付款形式收取酬金，而僱員則提供服務作為權益工具之代價（「股本結算交易」）。

於二零零二年十一月七日授予僱員之權益結算交易之成本，參考購股權授出之日之公平值計算。公平值由外部估值師利用二項模式及柏力克－舒爾斯訂價模式釐訂。

### 2.4 SUMMARY OF SIGNIFICANT ACCOUNTING POLICIES (continued)

#### Employee benefits (continued)

##### Share-based payments (continued)

The cost of equity-settled transactions is recognised in employee benefit expense, together with a corresponding increase in equity, over the period in which the performance and/or service conditions are fulfilled. The cumulative expense recognised for equity-settled transactions at the end of each reporting period until the vesting date reflects the extent to which the vesting period has expired and the Group's best estimate of the number of equity instruments that will ultimately vest. The charge or credit to the statement of profit or loss for a period represents the movement in the cumulative expense recognised as at the beginning and end of that period.

Service and non-market performance conditions are not taken into account when determining the grant date fair value of awards, but the likelihood of the conditions being met is assessed as part of the Group's best estimate of the number of equity instruments that will ultimately vest. Market performance conditions are reflected within the grant date fair value. Any other conditions attached to an award, but without an associated service requirement, are considered to be non-vesting conditions. Non-vesting conditions are reflected in the fair value of an award and lead to an immediate expensing of an award unless there are also service and/or performance conditions.

For awards that do not ultimately vest because non-market performance and/or service conditions have not been met, no expense is recognised. Where awards include a market or non-vesting condition, the transactions are treated as vesting irrespective of whether the market or non-vesting condition is satisfied, provided that all other performance and/or service conditions are satisfied.

Where the terms of an equity-settled award are modified, as a minimum an expense is recognised as if the terms had not been modified, if the original terms of the award are met. In addition, an expense is recognised for any modification that increases the total fair value of the share-based payments, or is otherwise beneficial to the employee as measured at the date of modification.

### 2.4 主要會計政策摘要 (續)

#### 僱員福利 (續)

##### 以股份為基礎之付款 (續)

股本結算交易之成本在表現及／或服務條件獲達成期間，連同股本之相應升幅一併在僱員福利開支確認。就股本結算交易於各報告期末至歸屬日期間確認之累計開支，反映過去歸屬期以及本集團就最終歸屬之股本工具之數目之最佳估計。期內在損益表扣除或計入損益表之金額，指於該段期初及期終所確認之累計開支變動。

釐定獎勵授予日期之公平值時，不會考慮服務及非市場表現條件，惟達成該等條件的可能性被評定為本集團對將最終歸屬的股權工具數目的最佳估計之一部份。市場表現條件在授予日期之公平值中反映。獎勵所附帶但並無相關服務規定之的任何其他條件被視為非歸屬條件。非歸屬條件在獎勵的公平值中反映，而除非亦存在服務及／或表現條件，否則會導致獎勵即時支銷。

因未能達到非市場表現及／或服務條件而最終未有歸屬之獎勵，不會確認支銷。倘獎勵包含市場或非歸屬條件，只要所有其他表現及／或服務條件已經達成，則不論市場或非歸屬條件是否達成，有關交易均會被視為已達成。

當股本結算獎勵的條款修訂時，所確認之開支須最少達到猶如條款未經修訂之水平(如達成獎勵之原定條款)。此外，倘若按修訂日期的計量，任何修訂導致以股份為基礎的公平值總額有所增加，或對僱員帶來其他利益，則應就該等修訂確認開支。

## 2.4 SUMMARY OF SIGNIFICANT ACCOUNTING POLICIES (continued)

### Employee benefits (continued)

#### Share-based payments (continued)

Where an equity-settled award is cancelled, it is treated as if it had vested on the date of cancellation, and any expense not yet recognised for the award is recognised immediately. This includes any award where non-vesting conditions within the control of either the Group or the employee are not met. However, if a new award is substituted for the cancelled award, and is designated as a replacement award on the date that it is granted, the cancelled and new awards are treated as if they were a modification of the original award, as described in the previous paragraph.

The dilutive effect of outstanding options is reflected as additional share dilution in the computation of earnings per share.

#### Termination benefits

Termination benefits are recognised at the earlier of when the Group can no longer withdraw the offer of those benefits and when the Group recognises restructuring costs involving the payment of termination benefits.

#### Borrowing costs

Borrowing costs directly attributable to the acquisition, construction or production of qualifying assets, i.e., assets that necessarily take a substantial period of time to get ready for their intended use or sale, are capitalised as part of the cost of those assets. The capitalisation of such borrowing costs ceases when the assets are substantially ready for their intended use or sale. Investment income earned on the temporary investment of specific borrowings pending their expenditure on qualifying assets is deducted from the borrowing costs capitalised. All other borrowing costs are expensed in the period in which they are incurred. Borrowing costs consist of interest and other costs that an entity incurs in connection with the borrowing of funds.

## 2.4 主要會計政策摘要 (續)

### 僱員福利 (續)

#### 以股份為基礎之付款 (續)

當股本結算獎勵註銷時，應被視作獎勵已於註銷當日生效，而任何尚未確認的開支會即時確認。包括本集團或僱員控制範圍內未能達成非歸屬條件之任何獎勵。然而，倘一新獎勵替代已註銷的獎勵，並指定為授予日的替代獎勵，則該項註銷及新獎勵會如上段所述被視為原有獎勵的修訂。

未行使之購股權之攤薄影響，於計算每股盈利時，被反映為額外股份攤薄。

#### 離職福利

離職福利於本集團不能取消提供該等福利之建議時或本集團確認涉及支付離職福利之重組成本時確認(以較早者為準)。

#### 借貸成本

於購入、建設或生產合資格資產(即需要長時間籌備方可供作其擬定用途或銷售的資產)期間，直接應佔的借貸成本會被資本化為該等資產的部分成本，直至該等資產已大致上可供作其擬定用途或銷售為止。在特定借款撥作合資格資產的支出前，暫時用作投資所賺取的投資收入，會從資本化借貸成本中扣除。所有其他借貸成本於產生期間支銷。借貸成本包括實體就借入資金而產生的利息及其他成本。

### 2.4 SUMMARY OF SIGNIFICANT ACCOUNTING POLICIES (continued)

#### Dividends

Final dividends are recognised as a liability when they are approved by the shareholders in a general meeting. Proposed final dividends are disclosed in the notes to the financial statements.

Interim dividends are simultaneously proposed and declared, because the Company's memorandum and articles of association grant the directors the authority to declare interim dividends. Consequently, interim dividends are recognised immediately as a liability when they are proposed and declared.

#### Foreign currencies

These financial statements are presented in Hong Kong dollars, which is the Company's functional currency. Each entity in the Group determines its own functional currency and items included in the financial statements of each entity are measured using that functional currency. Foreign currency transactions recorded by the entities in the Group are initially recorded using their respective functional currency rates prevailing at the dates of the transactions. Monetary assets and liabilities denominated in foreign currencies are translated at the functional currency rates of exchange ruling at the end of the reporting period. Differences arising on settlement or translation of monetary items are recognised in the consolidated statement of profit or loss.

Non-monetary items that are measured in terms of historical cost in a foreign currency are translated using the exchange rates at the dates of the initial transactions. Non-monetary items measured at fair value in a foreign currency are translated using the exchange rates at the date when the fair value was measured. The gain or loss arising on translation of a non-monetary item measured at fair value is treated in line with the recognition of the gain or loss on change in fair value of the item (i.e., translation difference on the item whose fair value gain or loss is recognised in other comprehensive income or profit or loss is also recognised in other comprehensive income or profit or loss, respectively).

### 2.4 主要會計政策摘要 (續)

#### 股息

末期股息於股東大會上獲股東批准後確認為負債。建議末期股息已於財務報告附註披露。

由於本公司之公司組織章程大綱及細則授予董事權力可宣派中期股息，中期股息將同時建議及宣派。因此，中期股息將於其建議及宣派後即時確認為負債。

#### 外幣

財務報告乃以港元（即本公司之功能貨幣）呈列。本集團內各公司釐訂本身之功能貨幣，而計入各公司財務報告之項目乃利用該功能貨幣而計量。本集團實體記錄之外幣交易初步以交易日期彼等各自適用之功能貨幣匯率記錄。以外幣計值之貨幣資產及負債，按報告期末之匯率換算為功能貨幣。結算或兌換貨幣項目所產生之差額均計入綜合損益表。

以外幣歷史成本計算之非貨幣項目，按初次交易當日之匯率換算。以外幣公平值計算之非貨幣項目，按計量公平值當日之匯率換算。換算按公平值計量之非貨幣項目產生的盈虧，按確認該項目的公平值變動的盈虧一致的方法處理（即某項目其公平值盈虧於其他全面收益或損益中確認的，其換算差額亦分別於其他全面收益或損益中確認）。

## 2.4 SUMMARY OF SIGNIFICANT ACCOUNTING POLICIES (continued)

### Foreign currencies (continued)

In determining the exchange rate on initial recognition of the related asset, expense or income on the derecognition of a non-monetary asset or non-monetary liability relating to an advance consideration, the date of initial transaction is the date on which the Group initially recognises the non-monetary asset or non-monetary liability arising from the advance consideration. If there are multiple payments or receipts in advance, the Group determines the transaction date for each payment or receipt of the advance consideration.

The functional currencies of certain overseas subsidiaries and associates are currencies other than the Hong Kong dollar. As at the end of the reporting period, the assets and liabilities of these entities are translated into Hong Kong dollars at the exchange rates prevailing at the end of the reporting period and their consolidated statements of profit or loss are translated into Hong Kong dollars at the weighted average exchange rates for the year.

The resulting exchange differences are recognised in other comprehensive income and accumulated in the exchange fluctuation reserve. On disposal of a foreign operation, the component of other comprehensive income relating to that particular foreign operation is recognised in the consolidated statement of profit or loss.

Any goodwill arising on the acquisition of a foreign operation and any fair value adjustments to the carrying amounts of assets and liabilities arising on acquisition are treated as assets and liabilities of the foreign operation and translated at the closing rate.

For the purpose of the consolidated statement of cash flows, the cash flows of overseas subsidiaries are translated into Hong Kong dollars at the exchange rates ruling at the dates of the cash flows. Frequently recurring cash flows of overseas subsidiaries which arise throughout the year are translated into Hong Kong dollars at the weighted average exchange rates for the year.

## 2.4 主要會計政策摘要 (續)

### 外幣 (續)

在確定非貨幣資產或負債終止確認時產生的開支或收入或於同時產生相關資產的初始確認時，關於預付或預收對價的匯率，初步交易日期為本集團初始確認由預付或預收對價產生的非貨幣資產或負債的日期。倘存在多個預付或預收款項，則本集團釐定每次支付或收到預付對價的交易日期。

若干海外附屬公司及聯營公司之功能貨幣並非港元。於報告期末，該等公司之資產及負債按報告期末之匯率換算為港元，而其綜合損益表乃按年內之加權平均匯率換算為港元。

所得出匯兌變動於其他全面收益確認，並於匯兌波動儲備累計。出售海外公司時，有關該特定外國業務相關之其他全面收益部份在綜合損益表中確認。

因收購海外業務而產生之商譽，以及收購所產生之資產及負債之賬面值進行公平值調整，則列作海外業務之資產及負債，並於結算日換算。

就綜合現金流量表而言，海外附屬公司之現金流量按現金流量當日之匯率換算為港元。海外附屬公司之全年經常性現金流量則按年內之加權平均匯率換算為港元。

### 3. SIGNIFICANT ACCOUNTING JUDGEMENT AND ESTIMATES

The preparation of the Group's financial statements requires management to make judgements, estimates and assumptions that affect the reported amounts of revenues, expenses, assets and liabilities, and their accompanying disclosures, and the disclosure of contingent liabilities. Uncertainty about these assumptions and estimates could result in outcomes that could require a material adjustment to the carrying amounts of the assets or liabilities affected in the future.

#### Judgement

In the process of applying the Group's accounting policies, management has made the following judgement, apart from those involving estimations, which has the most significant effect on the amounts recognised in the financial statements:

#### *Deferred tax assets*

Deferred tax assets are recognised for unused tax losses to the extent that it is probable that future taxable profit will be available against which the losses can be utilised. Significant management judgement is required to determine the amount of deferred tax assets that can be recognised, based upon the likely timing and level of future taxable profits together with future tax planning strategies.

#### Estimation uncertainty

The key assumptions concerning the future and other key sources of estimation uncertainty at the end of the reporting period, that have a significant risk of causing a material adjustment to the carrying amounts of assets and liabilities within the next financial year, are described below.

#### *Provision for expected credit losses on trade receivables*

The Group uses a provision matrix to calculate ECLs for trade receivables. The provision rates are based on days past due for groupings of various customer segments that have similar loss patterns (i.e., by geographic region and customer type).

The provision matrix is initially based on the Group's historical observed default rates. The Group will calibrate the matrix to adjust the historical credit loss experience with forward-looking information. For instance, if forecast economic conditions (i.e., gross domestic product) are expected to deteriorate over the next year which can lead to an increased number of defaults in the manufacturing sector, the historical default rates are adjusted.

### 3. 主要會計判斷及估計

編製本集團財務報告須要管理層對所報告之收入、支出、資產及負債之金額以及彼等之相關披露，以及或然負債之披露作出判斷、估計及假設。有關該等假設及估計之不確定因素可能導致日後需要對受影響之資產或負債之賬面值作出重大調整。

#### 判斷

在採用本集團會計政策之過程中，除涉及估計者外，管理層已作出下列對財務報告已確認之金額產生最重大影響之判斷：

#### *遞延稅項資產*

在很有可能將有足夠的未來應課稅溢利來抵扣稅務虧損的限度內，應就未利用的稅務虧損確認遞延稅項資產。這需要管理層作出重大判斷來估計未來應課稅溢利發生的時間和金額，結合未來稅務規劃策略，以決定應確認的遞延稅項資產的金額。

#### 估計之不明朗因素

下文載述於報告期末有關日後及估計之不明朗因素之其他主要來源之主要假設，而具有重大風險導致須對下一個財政年度內資產及負債之賬面值作出重大調整。

#### *應收貿易賬款預期信貸損失撥備*

本集團使用撥備矩陣計算應收貿易賬款的預期信貸損失。撥備率乃基於具有類似虧損模式的不同客戶分部組合（即按地理位置及客戶類型）逾期日數釐定。

撥備矩陣初步基於本集團過往觀察所得違約率而釐定。本集團將調整矩陣，藉以按前瞻性資料調整過往信貸虧損經驗。舉例而言，倘預測經濟環境（即本地生產總值）預期將於未來一年惡化，導致製造業違約事件增加，則會調整過往違約率。

### 3. SIGNIFICANT ACCOUNTING JUDGEMENT AND ESTIMATES (continued)

#### Estimation uncertainty (continued)

##### *Provision for expected credit losses on trade receivables (continued)*

At each reporting date, the historical observed default rates are updated and changes in the forward-looking estimates are analysed.

The assessment of the correlation among historical observed default rates, forecast economic conditions and ECLs is a significant estimate. The amount of ECLs is sensitive to changes in circumstances and forecast economic conditions. The Group's historical credit loss experience and forecast of economic conditions may also not be representative of a customer's actual default in the future. The information about the ECLs on the Group's trade receivables is disclosed in note 23 to the financial statements.

##### *Provision for inventories*

Management reviews the ageing analysis of the Group's inventories regularly and at the end of each reporting period, and makes provision for obsolete items when events or change in circumstances show that the carrying amount of inventories may not be fully realisable or are no longer suitable for sale. The specific factors considered by management in the estimation of the provision include types of inventories, the conditions of the inventories, expiration dates of the inventories, the forecast inventory usage and sales. The carrying amount of inventories at 31 March 2020 was HK\$345,511,000 (2019: HK\$356,608,000), further details of which are included in note 22 to the financial statements.

##### *Impairment of property, plant and equipment*

The Group determines whether property, plant and equipment, including right-of-use assets, are impaired when there are indicators that the carrying amounts may not be recoverable. An impairment exists when the carrying values of these assets exceed their recoverable amounts, which is the higher of its fair value less costs of disposal and its value in use. The calculation of the fair values less costs of disposal is based on available data from binding sales transactions in an arm's length transaction of similar assets or observable market prices less incremental costs for disposing of the asset. When value-in-use calculations are undertaken, management must estimate the expected future cash flows from the asset or cash-generating unit and choose a suitable discount rate in order to calculate the present value of those cash flows. Further details are given in notes 14 and 15.

### 3. 主要會計判斷及估計 (續)

#### 估計之不明朗因素 (續)

##### *應收貿易賬款預期信貸損失撥備 (續)*

於各報告日期，過往觀察所得違約率將予更新，並會分析前瞻性估計變動。

對過往觀察所得違約率、預測經濟環境及預期信貸損失之間的關連性進行的評估屬重大估計。預期信貸損失金額對情況及預測經濟環境的變化敏感。本集團過往信貸虧損經驗及預測經濟環境亦可能無法代表客戶日後的實際違約情況。有關本集團應收貿易賬款的預期信貸損失已於財務報告附註23披露。

##### *存貨撥備*

管理層定期及於各報告期末審閱本集團存貨之賬齡分析，並於事件或情況有變顯示存貨賬面值可能未能全部變現或不再適合作銷售用途時，對陳舊項目作出撥備。管理層在估計撥備時所考慮的具體因素包括存貨類別、存貨狀況、存貨到期日以及預測存貨用量及銷售。於二零二零年三月三十一日，存貨賬面值為345,511,000港元(二零一九年：356,608,000港元)。進一步詳情載於財務報告附註22。

##### *物業、廠房及設備之減值*

倘有跡象顯示賬面值可能無法收回，則本集團會釐定物業、廠房及設備，包括使用權資產是否已減值。倘該等資產賬面值超過其可收回金額(即其公平值減出售成本與其使用價值的較高者)，則代表存在減值。公平值減出售成本根據來自類似資產的公平交易中具約束力的出售交易的可獲得數據或可觀察市價減出售該資產的增量成本計算。當計算使用價值時，管理層必須估計來自該資產或現金產生單位的預期未來現金流量，並選擇合適的貼現率，以計算該等現金流量的現值。進一步詳情載於附註14及15。



### 3. SIGNIFICANT ACCOUNTING JUDGEMENT AND ESTIMATES (continued)

#### Estimation uncertainty(continued)

##### *Impairment of goodwill*

The Group determines whether goodwill is impaired at least on an annual basis. This requires an estimation of the value in use of the cash-generating units to which the goodwill is allocated. Estimating the value in use requires the Group to make an estimate of the expected future cash flows from the cash-generating units and also to choose a suitable discount rate in order to calculate the present value of those cash flows. Changes to these key judgement and estimates could materially affect the determination of whether there is an impairment and the related amounts. If there are significant adverse changes in the aforementioned judgement and estimates, it may be necessary to record significant additional impairment charge in future periods. The carrying amount of goodwill at 31 March 2020 was HK\$42,858,000 (2019: HK\$44,699,000). Further details are given in note 18.

##### *Significant judgement in determining the lease term of contracts with renewal options*

The Group has several lease contracts that include extension and termination options. The Group applies judgement in evaluating whether or not to exercise the option to renew or terminate the lease. That is, it considers all relevant factors that create an economic incentive for it to exercise either the renewal or termination. After the commencement date, the Group reassesses the lease term if there is a significant event or change in circumstances that is within its control and affects its ability to exercise or not to exercise the option to renew or to terminate (e.g., construction of significant leasehold improvements or significant customisation to the leased asset).

##### *Leases – Estimating the incremental borrowing rate*

The Group cannot readily determine the interest rate implicit in a lease, and therefore, it uses an incremental borrowing rate (“IBR”) to measure lease liabilities. The IBR is the rate of interest that the Group would have to pay to borrow over a similar term, and with a similar security, the funds necessary to obtain an asset of a similar value to the right-of-use asset in a similar economic environment. The IBR therefore reflects what the Group “would have to pay”, which requires estimation when no observable rates are available (such as for subsidiaries that do not enter into financing transactions) or when it needs to be adjusted to reflect the terms and conditions of the lease (for example, when leases are not in the subsidiary’s functional currency). The Group estimates the IBR using observable inputs when available.

### 3. 主要會計判斷及估計 (續)

#### 估計之不明朗因素 (續)

##### *商譽減值*

本集團最少每年一次釐定商譽有否減值。此須估計獲分配商譽之現金產生單位之使用價值。本集團估計使用價值需要估計現金產生單位之預期未來現金流量，亦須挑選合適之貼現率，以計算該等現金流量之現值。該等主要判斷及估計之變動可能對是否存在減值及相關金額之釐定造成重大影響。倘上述判斷及估計有重大不利變動，則可能有需要於未來期間記錄重大的額外減值支出。於二零二零年三月三十一日，商譽之賬面值為42,858,000港元(二零一九年：44,699,000港元)。詳情已載於附註18。

##### *釐定有重續選擇權合約的租期時所用重大判斷*

本集團擁有多個包括延期及終止選擇權的租賃合約。本集團於評估是否行使重續或終止租賃選擇權時運用判斷。其將所有會對行使重續或終止構成經濟激勵的相關因素進行考量。於開始日期後，如在本集團控制範圍內有影響其行使或不行使重續或終止選擇權的重大事件或情況變動(如重大租賃物業裝修或重大租賃資產訂製)，本集團會重新評估租期。

##### *租賃 – 估計遞增借款利率*

本集團無法即時釐定於租賃隱含的利率，因此，其使用遞增借款利率(「遞增借款利率」)以計量租賃負債。遞增借款利率為本集團須支付的利率以借入具有類似年期(及有類似抵押品)的必要資金以在類似經濟環境下取得與使用權資產有類似價值的資產。因此，遞增借款利率反映本集團「必須付出」的事物，其中要求估計當無法獲得可觀察利率(例如並無訂立融資交易的附屬公司)或當須對其作出調整以反映租賃的條款及條件(例如租賃並非以附屬公司的功能貨幣進行)。本集團使用現有的可觀察投入估計遞增借款利率。

#### 4. OPERATING SEGMENT INFORMATION

For management purposes, the Group is organised into business units based on geographical areas and has two reportable operating segments as follows:

- (i) the Hong Kong segment is engaged in the manufacturing and trading of snack foods, confectionery, beverages, frozen food products, ham and ham-related products, noodles, the retailing of snack foods, confectionery and beverages, provision of catering services, and the operations of restaurants; and
- (ii) the Mainland China segment is engaged in the manufacturing and trading of snack foods, confectionery, beverages, frozen food products, ham and ham-related products, noodles, and the operations of restaurants.

Management monitors the results of the Group's operating segments separately for the purpose of making decisions about resource allocation and performance assessment. Segment performance is evaluated based on reportable segment profit/loss, which is a measure of adjusted profit/loss before tax. The adjusted profit/loss before tax is measured consistently with the Group's profit before tax except that interest income, dividend income and unallocated gains/(losses), non-lease-related finance costs, share of profits and losses of associates and corporate and other unallocated expenses are excluded from such measurement.

Segment assets exclude deferred tax assets, tax recoverable, investments in associates, financial assets at fair value through profit or loss, equity investment designated at fair value through other comprehensive income and cash and cash equivalents as these assets are managed on a group basis.

Segment liabilities exclude interest-bearing bank borrowings, tax payable and deferred tax liabilities as these liabilities are managed on a group basis.

Intersegment sales and transfers are transacted with reference to the selling prices used for sales made to third parties at the then prevailing market prices.

#### 4. 經營分部資料

就管理而言，本集團根據區域而劃分業務單位，並有以下兩個須予報告之經營分部：

- (i) 香港分部從事製造及銷售小食、糖果、飲料、冷凍食品、火腿及火腿類產品、麵食及零售小食、糖果及飲料，提供膳食服務，以及經營餐廳；及
- (ii) 中國大陸分部從事製造及銷售小食、糖果、飲料、冷凍食品、火腿及火腿類產品、麵食以及經營餐廳。

管理層獨立監察本集團之經營分部業績，以決定資源分配及評估表現。分部表現根據須予報告分部溢利／虧損（即經調整除稅前溢利／虧損之方式計算）評估。經調整除稅前溢利／虧損之計算方法與本集團之除稅前溢利一致，惟利息收入、股息收入及未分配收益／（虧損）、非租賃相關融資成本、應佔聯營公司溢利及虧損以及公司及其他未分配開支則不撥入該項計算中。

分部資產不包括遞延稅項資產、可收回稅項、於聯營公司之投資、按公平值透過損益入賬的金融資產、指定為按公平值透過其他全面收益入賬的權益投資以及現金及現金等值項目，此乃由於該等資產作為整體資產進行管理。

分部負債不包括須繳付利息之銀行貸款、應付稅項及遞延稅項負債，此乃由於該等負債作為整體負債進行管理。

各分部間之銷售及轉讓乃經參考與第三方交易時之售價，按當時現行市價進行交易。

# Notes to Financial Statements

## 財務報告附註

Year ended 31 March 2020 截至二零二零年三月三十一日止年度

### 4. OPERATING SEGMENT INFORMATION (continued)

### 4. 經營分部資料(續)

#### Geographical segments

#### 地區分部

		Hong Kong 香港		Mainland China 中國大陸		Total 總計	
		2020 二零二零年 HK\$'000 港幣千元	2019 二零一九年 HK\$'000 港幣千元	2020 二零二零年 HK\$'000 港幣千元	2019 二零一九年 HK\$'000 港幣千元	2020 二零二零年 HK\$'000 港幣千元	2019 二零一九年 HK\$'000 港幣千元
<b>Segment revenue: (note 5)</b>	<b>分部收入：(附註5)</b>						
Sales to external customers*	銷售予外界客戶*	1,993,865	2,045,230	934,172	983,757	2,928,037	3,028,987
Intersegment sales	內部銷售	24,361	16,285	170,821	177,362	195,182	193,647
		<b>2,018,226</b>	<b>2,061,515</b>	<b>1,104,993</b>	<b>1,161,119</b>	<b>3,123,219</b>	<b>3,222,634</b>
<i>Reconciliation:</i>	<i>對賬：</i>						
Elimination of intersegment sales	內部銷售抵銷					(195,182)	(193,647)
Revenue	收入					<b>2,928,037</b>	<b>3,028,987</b>
<b>Segment results</b>	<b>分部業績</b>	<b>25,444</b>	<b>95,881</b>	<b>1,315</b>	<b>11,500</b>	<b>26,759</b>	<b>107,381</b>
<i>Reconciliation:</i>	<i>對賬：</i>						
Interest income	利息收入					6,813	7,128
Dividend income and unallocated gains/(losses), net	股息收入及未分配收益／(虧損)，淨額					2,832	(8,370)
Finance costs (other than interest on lease liabilities)	融資成本(租賃負債利息除外)					(20,617)	(16,795)
Share of profits and losses of associates	應佔聯營公司溢利及虧損					8,748	2,541
Corporate and other unallocated expenses	公司及其他未分配開支					(24,211)	(23,589)
Profit before tax	除稅前溢利					<b>324</b>	<b>68,296</b>

4. OPERATING SEGMENT  
INFORMATION (continued)

4. 經營分部資料 (續)

Geographical segments (continued)

地區分部 (續)

		Hong Kong 香港		Mainland China 中國大陸		Total 總計	
		2020 二零二零年 HK\$'000 港幣千元	2019 二零一九年 HK\$'000 港幣千元	2020 二零二零年 HK\$'000 港幣千元	2019 二零一九年 HK\$'000 港幣千元	2020 二零二零年 HK\$'000 港幣千元	2019 二零一九年 HK\$'000 港幣千元
Segment assets	分部資產	1,674,757	1,185,423	880,860	913,799	2,555,617	2,099,222
<i>Reconciliation:</i>	<i>對賬:</i>						
Elimination of intersegment receivables	內部應收款項抵銷					(408,621)	(367,475)
Investments in associates	於聯營公司之投資					155,107	149,186
Corporate and other unallocated assets	公司及其他未分配資產					591,673	672,878
Total assets	資產總值					<u>2,893,776</u>	<u>2,553,811</u>
Segment liabilities	分部負債	661,387	357,870	512,762	355,359	1,174,149	713,229
<i>Reconciliation:</i>	<i>對賬:</i>						
Elimination of intersegment payables	內部應付款項抵銷					(408,621)	(367,475)
Corporate and other unallocated liabilities	公司及其他未分配負債					783,050	733,497
Total liabilities	負債總值					<u>1,548,578</u>	<u>1,079,251</u>
<b>Other segment information:</b>	<b>其他分部資料:</b>						
Impairment of trade receivables	應收貿易賬款減值	10,649	2,834	5	455	10,654	3,289
Write-down of slow-moving inventories	滯銷存貨撇銷	393	19	3,144	412	3,537	431
Depreciation and amortisation, except right-of-use assets	折舊及攤銷 (不包括使用權資產)	25,427	27,168	36,239	41,608	61,666	68,776
Depreciation of right-of-use assets	使用權資產折舊	116,182	-	24,053	-	140,235	-
Impairment of items of property, plant and equipment, except right-of-use assets	物業、廠房及設備項目之減值 (不包括使用權資產)	2,768	-	691	-	3,459	-
Impairment of right-of-use assets	使用權資產減值	2,322	-	1,071	-	3,393	-
Capital expenditure**	資本開支 **	22,499	39,579	21,220	21,852	43,719	61,431
Non-current assets***	非流動資產 ***	456,204	197,373	543,978	448,729	1,000,182	646,102

\* The revenue information above is based on the locations of the customers.

\*\* Capital expenditure consists of additions to property, plant and equipment, excluding right-of-use assets arising from leased buildings.

\*\*\* The non-current asset information above is based on the locations of the assets and excludes financial instruments, deferred tax assets and investments in associates.

\* 以上收入資料乃根據其客戶所在區域而劃分。

\*\* 資本開支包括添置物業、廠房及設備 (不包括由租賃樓宇產生的使用權資產)。

\*\*\* 以上非流動資產資料乃根據資產所在區域而劃分, 但並不包括金融工具、遞延稅項資產及於聯營公司之投資。

# Notes to Financial Statements

## 財務報告附註

Year ended 31 March 2020 截至二零二零年三月三十一日止年度

### 5. REVENUE, OTHER INCOME AND GAINS/(LOSSES), NET

An analysis of revenue is as follows:

		2020 二零二零年 HK\$'000 港幣千元	2019 二零一九年 HK\$'000 港幣千元
Revenue from contracts with customers	來自客戶合約之收入	2,928,037	3,028,987

#### Revenue from contracts with customers

##### (i) Disaggregated revenue information

<i>Primary geographical markets:</i>		2020 二零二零年 HK\$'000 港幣千元	2019 二零一九年 HK\$'000 港幣千元
Hong Kong	主要地區市場： 香港	1,993,865	2,045,230
Mainland China	中國大陸	934,172	983,757
		<u>2,928,037</u>	<u>3,028,987</u>

<i>Timing of revenue recognition:</i>		2020 二零二零年 HK\$'000 港幣千元	2019 二零一九年 HK\$'000 港幣千元
At a point in time	確認收益時間： 在某個時間點	2,928,037	3,028,987

### 5. 收入、其他收入及收益／(虧損)，淨額

收入分析如下：

		2020 二零二零年 HK\$'000 港幣千元	2019 二零一九年 HK\$'000 港幣千元
Revenue from contracts with customers	來自客戶合約之收入	2,928,037	3,028,987

#### 來自客戶合約之收入

##### (i) 收入分類資料

		2020 二零二零年 HK\$'000 港幣千元	2019 二零一九年 HK\$'000 港幣千元
<i>Primary geographical markets:</i>			
Hong Kong	主要地區市場： 香港	1,993,865	2,045,230
Mainland China	中國大陸	934,172	983,757
		<u>2,928,037</u>	<u>3,028,987</u>
<i>Timing of revenue recognition:</i>			
At a point in time	確認收益時間： 在某個時間點	2,928,037	3,028,987

## 5. REVENUE, OTHER INCOME AND GAINS/(LOSSES), NET (continued)

### Revenue from contracts with customers (continued)

#### (i) Disaggregated revenue information (continued)

The amounts of revenue recognised in the current reporting period that were included in the contract liabilities at the beginning of the reporting period are as follows:

		2020 二零二零年 HK\$'000 港幣千元	2019 二零一九年 HK\$'000 港幣千元
Sale of goods	銷售貨品	4,254	5,134

#### (ii) Performance obligations

Information about the Group's performance obligations is summarised below:

##### Sale of goods

The performance obligation is satisfied upon delivery of the goods and payment is generally due within one to three months, extending up to four to five months for major customers, from delivery, except for new customers, where payment in advance is normally required.

The amounts of transaction prices allocated to the remaining performance obligations (unsatisfied or partially unsatisfied) as at 31 March are as follows:

		2020 二零二零年 HK\$'000 港幣千元	2019 二零一九年 HK\$'000 港幣千元
Amounts expected to be recognised as revenue:	預期將確認為收益之金額：		
Within one year	一年內	4,127	4,254

The amounts of transaction prices allocated to the remaining performance obligations are expected to be recognised as revenue within one year.

## 5. 收入、其他收入及收益／(虧損)，淨額(續)

### 來自客戶合約之收入(續)

#### (i) 收入分類資料(續)

於報告期初計入合約負債之當前報告期間已確認之收益金額如下：

		2020 二零二零年 HK\$'000 港幣千元	2019 二零一九年 HK\$'000 港幣千元
Sale of goods	銷售貨品	4,254	5,134

#### (ii) 履約責任

有關本集團履約責任之資料概述如下：

##### 銷售貨品

履約責任於貨品交付時獲履行，付款一般於交付起一至三個月內到期，就主要客戶而言，可延長至四至五個月，惟新客戶一般需要預先付款。

於三月三十一日，交易金額分配至剩餘履約責任(未達成或部份未達成)如下：

		2020 二零二零年 HK\$'000 港幣千元	2019 二零一九年 HK\$'000 港幣千元
Amounts expected to be recognised as revenue:	預期將確認為收益之金額：		
Within one year	一年內	4,127	4,254

分配至剩餘的履約責任之交易價金額預期將於一年內獲確認為收益。

# Notes to Financial Statements

## 財務報告附註

Year ended 31 March 2020 截至二零二零年三月三十一日止年度

### 5. REVENUE, OTHER INCOME AND GAINS/(LOSSES), NET (continued)

An analysis of other income and gains/(losses), net is as follows:

		2020 二零二零年 HK\$'000 港幣千元	2019 二零一九年 HK\$'000 港幣千元
<b>Other income</b>	<b>其他收入</b>		
Bank interest income	銀行利息收入	6,813	7,128
Government grants	政府補助	5,760	–
Dividend income	股息收入	5,040	1,352
Rental income from investment property operating leases:	經營租賃投資物業之租金收入：		
Other lease payments, including fixed payments	其他經營付款，包括固定付款	1,212	1,263
Others	其他	5,984	8,998
		<b>24,809</b>	<b>18,741</b>
<b>Gains/(losses), net</b>	<b>收益／(虧損)，淨額</b>		
Fair value gain on an investment property (note 17)	投資物業之公平值收益 (附註17)	–	468
Amortisation of deferred gain (note 10)	攤銷遞延收益 (附註10)	–	2,416
Fair value losses on financial assets at fair value through profit or loss	按公平值透過損益入賬的金融資產之公平值虧損	(2,208)	(9,722)
		<b>(2,208)</b>	<b>(6,838)</b>
		<b>22,601</b>	<b>11,903</b>

### 5. 收入、其他收入及收益／(虧損)，淨額(續)

其他收入及收益／(虧損)，淨額分析如下：

### 6. FINANCE COSTS

An analysis of finance costs is as follows:

		2020 二零二零年 HK\$'000 港幣千元	2019 二零一九年 HK\$'000 港幣千元
Interest on bank and trust receipt loans	銀行貸款及信託收據貸款利息	20,617	16,795
Interest on lease liabilities	租賃負債利息	11,173	–
		<b>31,790</b>	<b>16,795</b>

### 6. 融資成本

融資成本分析如下：

## 7. PROFIT BEFORE TAX

The Group's profit before tax is arrived at after charging/  
(crediting):

## 7. 除稅前溢利

本集團之除稅前溢利已扣除／(計入)：

			2020 二零二零年 HK\$'000 港幣千元	2019 二零一九年 HK\$'000 港幣千元
Cost of inventories sold	已售存貨之成本		2,071,909	2,055,772
Depreciation of items of property, plant and equipment (excluding right-of-use assets)	物業、廠房及設備項目之 折舊(不包括使用權資產)	14	61,447	64,065
Depreciation of right-of-use assets	使用權資產之折舊	14(b), 15	140,235	-
Amortisation of prepaid land lease payments	預付土地租賃款項之攤銷	15	-	2,900
Amortisation of other intangible assets	其他無形資產之攤銷	19	219	1,811
Minimum lease payments under operating leases	經營租賃之最低租金		-	182,470
Lease payments not included in the measurement of lease liabilities	於計算租賃負債時並無計 入之租賃付款			
Lease rental for short term leases	短期租賃之租金		57,562	-
Contingent rent	或然租金		2,649	-
Rent concession related to COVID-19	2019冠狀病毒病相關租金寬減		(7,748)	-
Auditors' remuneration	核數師酬金		4,589	4,546
Employee benefit expense (excluding directors' and chief executive's remuneration (note 8)):	僱員福利開支(不包括董事 及最高行政人員酬金 (附註8)):			
Wages, salaries, allowances and benefits in kind	工資、薪金、津貼及 實物福利		344,687	368,982
Pension scheme contributions*	退休金計劃供款*		17,029	15,515
			<b>361,716</b>	<b>384,497</b>
Loss on disposal/write-off of items of property, plant and equipment, net	出售／撇銷物業、廠房及設備 項目之虧損，淨額		483	4,181
Gain on derecognition of right-of-use assets, net	終止確認使用權資產之 收益，淨額		(1,831)	-
Gain on remeasurement of lease liabilities, net	重新計量租賃負債之收益，淨 額		(53)	-
Impairment of items of property, plants and equipment** (excluding right-of-use assets)	物業、廠房及設備項目減值** (不包括使用權資產)	14(a)	3,459	-
Impairment of right-of-use assets**	使用權資產減值**	14(b)	3,393	-
Foreign exchange differences, net	匯兌差異，淨額		(5,944)	(2,892)
Direct operating expenses (including repairs and maintenance) arising from a rental-earning investment property	收租投資物業產生之 直接經營開支 (包括維修及保養)		789	863
Impairment of trade receivables**	應收貿易賬款減值**	23	10,654	3,289
Write-down of slow-moving inventories***	滯銷存貨撇銷***		3,537	431

\* At 31 March 2020, the Group had no forfeited contributions available to reduce its contributions to the pension scheme in future years (2019: Nil).

\*\* The impairment of trade receivables and items of property, plant and equipment are included in "Other operating expenses" in the consolidated statement of profit or loss.

\*\*\* The write-down of slow-moving inventories is included in "Cost of sales" in the consolidated statement of profit or loss.

\* 於二零二零年三月三十一日，本集團無收回供款可用作減低未來年度退休金計劃供款(二零一九年：無)。

\*\* 應收貿易賬款以及物業、廠房及設備項目之減值已包括於綜合損益表上之「其他營運開支」內。

\*\*\* 滯銷存貨撇銷已包括於綜合損益表上之「銷售成本」內。



# Notes to Financial Statements

## 財務報告附註

Year ended 31 March 2020 截至二零二零年三月三十一日止年度

### 8. DIRECTORS' AND CHIEF EXECUTIVE'S REMUNERATION

Directors' and chief executive's remuneration for the year, disclosed pursuant to the Listing Rules, section 383(1)(a), (b), (c) and (f) of the Hong Kong Companies Ordinance and Part 2 of the Companies (Disclosure of Information about Benefits of Directors) Regulation, is as follows:

		2020 二零二零年 HK\$'000 港幣千元	2019 二零一九年 HK\$'000 港幣千元
Fees	袍金	720	720
Other emoluments:	其他酬金：		
Salaries, allowances and benefits in kind	薪金、津貼及實物利益	9,877	9,580
Discretionary bonus	酌情花紅	171	376
Pension scheme contributions	退休金計劃之供款	68	67
		<b>10,116</b>	<b>10,023</b>
		<b>10,836</b>	<b>10,743</b>

#### (a) Independent non-executive directors

The fees paid to independent non-executive directors during the year were as follows:

		2020 二零二零年 HK\$'000 港幣千元	2019 二零一九年 HK\$'000 港幣千元
Leung Mei Han	梁美嫻	80	80
Chan Yuk Sang, Peter	陳玉生	80	80
Tsunao Kijima	木島綱雄	80	80
		<b>240</b>	<b>240</b>

There were no other emoluments payable to the independent non-executive directors during the year (2019: Nil).

### 8. 董事及最高行政人員酬金

年內董事及最高行政人員酬金按上市規則、香港公司條例第383(1)(a)、(b)、(c)及(f)條以及公司(披露董事利益資料)規例第2部之披露如下：

		2020 二零二零年 HK\$'000 港幣千元	2019 二零一九年 HK\$'000 港幣千元
Fees	袍金	720	720
Other emoluments:	其他酬金：		
Salaries, allowances and benefits in kind	薪金、津貼及實物利益	9,877	9,580
Discretionary bonus	酌情花紅	171	376
Pension scheme contributions	退休金計劃之供款	68	67
		<b>10,116</b>	<b>10,023</b>
		<b>10,836</b>	<b>10,743</b>

#### (a) 獨立非執行董事

年內已給予獨立非執行董事之袍金如下：

		2020 二零二零年 HK\$'000 港幣千元	2019 二零一九年 HK\$'000 港幣千元
Leung Mei Han	梁美嫻	80	80
Chan Yuk Sang, Peter	陳玉生	80	80
Tsunao Kijima	木島綱雄	80	80
		<b>240</b>	<b>240</b>

年內並無其他酬金應給予獨立非執行董事(二零一九年：無)。

## 8. DIRECTORS' AND CHIEF EXECUTIVE'S REMUNERATION (continued)

## 8. 董事及最高行政人員酬金(續)

### (b) Executive directors and the chief executive

### (b) 執行董事及最高行政人員

		Fees	Salaries, allowances and benefits in kind	Discretionary bonus	Pension scheme contributions	Total remuneration
		袍金	薪金、津貼及實物利益	酌情花紅	退休金計劃之供款	薪酬總額
		HK\$'000 港幣千元	HK\$'000 港幣千元	HK\$'000 港幣千元	HK\$'000 港幣千元	HK\$'000 港幣千元
<b>2020</b>	<b>二零二零年</b>					
Tai Tak Fung, Stephen	戴德豐	80	3,840 <sup>1</sup>	-	-	3,920
Wu Mei Yung, Quinly	胡美容	80	1,653	171	-	1,904
Tai Chun Kit	戴進傑	80	2,047 <sup>2</sup>	-	28	2,155
Man Wing Cheung, Ellis	文永祥	80	-	-	4	84
Wu Wing Biu	胡永標	80	1,168	-	18	1,266
Nam Chi Ming, Gibson	藍志明	80	1,169	-	18	1,267
		<b>480</b>	<b>9,877</b>	<b>171</b>	<b>68</b>	<b>10,596</b>
<b>2019</b>	<b>二零一九年</b>					
Tai Tak Fung, Stephen	戴德豐	80	3,840 <sup>1</sup>	-	-	3,920
Wu Mei Yung, Quinly	胡美容	80	1,479	187	-	1,746
Tai Chun Kit	戴進傑	80	1,995 <sup>2</sup>	63	27	2,165
Man Wing Cheung, Ellis	文永祥	80	-	-	4	84
Wu Wing Biu	胡永標	80	1,118	63	18	1,279
Nam Chi Ming, Gibson	藍志明	80	1,148	63	18	1,309
		<b>480</b>	<b>9,580</b>	<b>376</b>	<b>67</b>	<b>10,503</b>

<sup>1</sup> Included in the above salaries, allowances and benefits in kind is an estimated rental of HK\$3,840,000 (2019: HK\$3,840,000) for a director's quarter owned by the Group.

<sup>2</sup> Included in the above salaries, allowances and benefits in kind is an estimated rental of HK\$702,000 (2019: HK\$702,000) for a director's quarter owned by the Group.

There was no arrangement under which a director or the chief executive waived or agreed to waive any remuneration during the year (2019: Nil).

<sup>1</sup> 包括於上述薪金、津貼及實物利益乃本集團擁有及為該名董事提供之宿舍單位之估計租金3,840,000港元(二零一九年: 3,840,000港元)。

<sup>2</sup> 包括於上述薪金、津貼及實物利益乃本集團擁有及為該名董事提供之宿舍單位之估計租金702,000港元(二零一九年: 702,000港元)。

年內,各董事或最高行政人員概無根據安排放棄或同意放棄領取任何酬金(二零一九年:無)。

### 9. FIVE HIGHEST PAID EMPLOYEES

The five highest paid employees during the year included five (2019: five) directors which included the chief executive, details of whose remuneration are set out in note 8 above.

### 10. AMORTISATION OF DEFERRED GAIN

On 20 March 2017, the Group entered into a sale and leaseback agreement with an independent third party to dispose of a property situated in Hong Kong (the “Property”) for a cash consideration of HK\$368,000,000 (the “Property Disposal”). The transaction was completed on 19 May 2017 (the “Completion Date”).

Upon completion of the Property Disposal, the Group and the purchaser entered into a tenancy agreement, whereby the Group leased the Property from the purchaser for its own use for 1 year commencing on the Completion Date. The fair value of the Property near the Completion Date was determined by DTZ Cushman & Wakefield Limited, independent professionally qualified valuer. The excess of consideration over fair value of the Property has been deferred and amortised over the lease period, resulting in the amortisation of the deferred gain amounting to HK\$2,416,000 in the consolidated statement of profit or loss for the year ended 31 March 2019.

### 11. INCOME TAX

Hong Kong profits tax has been provided at the rate of 16.5% (2019: 16.5%) on the estimated assessable profits arising in Hong Kong during the year. Taxes on profits assessable elsewhere have been calculated at the rates of tax prevailing in the countries/ jurisdictions in which the Group operates.

### 9. 五位薪酬最高僱員

年內，五位薪酬最高僱員包括五位董事（包括最高行政人員）（二零一九年：五位），該等董事之酬金詳載於上文附註8。

### 10. 攤銷遞延收益

於二零一七年三月二十日，本集團與獨立第三方訂立出售後租回協議，以出售一幅位於香港的物業（「該物業」），現金作價368,000,000港元（「物業出售」）。該交易於二零一七年五月十九日完成（「完成日期」）。

於完成物業出售後，本集團與買方訂立租賃協議，據此，本集團向買方租用該物業作自用，由完成日期起計為期一年。該物業於完成日期前後之公平值乃由獨立專業合資格估值師戴德梁行有限公司釐定。超出該物業之公平值之代價已遞延並於租賃期內攤銷，導致於截至二零一九年三月三十一日止年度之綜合損益表確認攤銷遞延收益2,416,000港元。

### 11. 所得稅

香港利得稅乃按年內於香港所產生之估計應課稅溢利按16.5%（二零一九年：16.5%）之稅率作出撥備。其他地區之應課稅溢利之稅項乃根據本集團經營業務之國家／司法管轄區之現行稅率計算。

# Notes to Financial Statements

## 財務報告附註

Year ended 31 March 2020 截至二零二零年三月三十一日止年度

### 11. INCOME TAX (continued)

### 11. 所得稅 (續)

		2020 二零二零年 HK\$'000 港幣千元	2019 二零一九年 HK\$'000 港幣千元
Current – Hong Kong	當期 – 香港		
Charge for the year	本年度稅項	11,741	19,602
Current – Elsewhere	當期 – 其他地區		
Charge for the year	本年度稅項	3,449	10,518
(Overprovision)/underprovision in prior years	過往年度(過度撥備)/撥備不足	(333)	718
Deferred (note 29)	遞延(附註29)	(254)	(486)
<b>Total tax charge for the year</b>	<b>本年度之總稅項支出</b>	<b>14,603</b>	<b>30,352</b>

A reconciliation of the tax expense applicable to profit before tax at the statutory rates for the countries/jurisdictions in which the Company and the majority of its subsidiaries are domiciled to the tax expense at the effective tax rate, and a reconciliation of the applicable rates (i.e., the statutory tax rate) to the effective tax rate, are as follows:

按採用本公司及其主要附屬公司所在國家/司法管轄區之法定稅率計算且適用於除稅前溢利之稅項支出及以實際稅率計算之稅項支出對賬，以及適用稅率(即法定稅率)與實際稅率之對賬如下：

		2020 二零二零年		2019 二零一九年	
		HK\$'000 港幣千元	%	HK\$'000 港幣千元	%
Profit before tax	除稅前溢利	324		68,296	
Tax at the applicable tax rates	按適用稅率計算之稅項	(937)	(289.2)	9,034	13.2
Adjustments in respect of current tax of previous periods	前期之稅項在當期調整	(333)	(102.8)	718	1.1
Profits and losses attributable to associates	應佔聯營公司溢利及虧損	(1,407)	(434.3)	(411)	(0.6)
Income not subject to tax	毋須課稅之收入	(2,958)	(913.0)	(2,225)	(3.3)
Expenses not deductible for tax	不可用作稅項扣減之支出	3,212	991.4	2,379	3.5
Effect of withholding tax of 5%-10% (2019: 5%-10%) on distributable profits of the Group's subsidiaries in Mainland China	預扣稅5%-10%(二零一九年: 5%-10%)對本集團之中國大陸附屬公司之可供分派溢利之影響	414	127.8	330	0.5
Tax losses utilised from previous periods	動用過往期間之稅項虧損	(4,224)	(1,303.7)	(65)	(0.1)
Deferred tax assets not recognised	未確認之遞延稅項資產	22,525	6,952.2	22,020	32.2
Others	其他	(1,689)	(521.3)	(1,428)	(2.1)
<b>Tax charge at the Group's effective rate</b>	<b>按本集團實際稅率計算之稅項</b>	<b>14,603</b>	<b>4,507.1</b>	<b>30,352</b>	<b>44.4</b>

The share of tax attributable to associates amounting to HK\$2,309,000 (2019: HK\$1,075,000) is included in "Share of profits and losses of associates" in the consolidated statement of profit or loss.

應佔聯營公司之稅項共2,309,000港元(二零一九年: 1,075,000港元)已包括於綜合損益表之「應佔聯營公司溢利及虧損」內。

# Notes to Financial Statements

## 財務報告附註

Year ended 31 March 2020 截至二零二零年三月三十一日止年度

### 12. DIVIDENDS

		2020 二零二零年 HK\$'000 港幣千元	2019 二零一九年 HK\$'000 港幣千元
Interim – HK3.0 cents (2019: HK3.0 cents) per ordinary share	中期 – 每股普通股 3.0 港仙 (二零一九年：每股普通股 3.0 港仙)	11,528	11,528
Proposed final – HK6.5 cents (2019: HK6.5 cents) per ordinary share	建議末期 – 每股普通股 6.5 港仙 (二零一九年：每股普通股 6.5 港仙)	24,977	24,977
		<b>36,505</b>	<b>36,505</b>

The proposed final dividend for the year is subject to the approval of the Company's shareholders at the forthcoming annual general meeting.

The final dividend is based on 384,257,640 ordinary shares (2019: 384,257,640 ordinary shares), being the total number of issued shares of the Company at the year end. The final dividend which was proposed after the end of the reporting period has not been recognised as liabilities at the end of the reporting period.

### 12. 股息

本年度之建議末期股息須於應屆股東周年大會上獲本公司股東批准後方可作實。

末期股息以本公司年終已發行股份總數，即384,257,640股普通股（二零一九年：384,257,640股普通股）計算。於報告期末後擬派之末期股息並未在報告期末確認為負債。

### 13. EARNINGS/(LOSS) PER SHARE ATTRIBUTABLE TO ORDINARY EQUITY HOLDERS OF THE COMPANY

The calculation of the basic earnings/(loss) per share amount is based on the profit/(loss) for the year attributable to ordinary equity holders of the Company, and the weighted average number of ordinary shares in issue during the year.

The calculation of basic and diluted earnings/(loss) per share are based on:

### 13. 本公司普通權益所有者應佔每股盈利／（虧損）

每股基本盈利／（虧損）乃根據本年度本公司普通權益所有者應佔溢利／（虧損）及年內已發行普通股之加權平均數計算。

每股基本及攤薄盈利／（虧損）乃根據下列基準計算：

		2020 二零二零年 HK\$'000 港幣千元	2019 二零一九年 HK\$'000 港幣千元
<b>Earnings/(loss)</b>	<b>盈利／（虧損）</b>		
Profit/(loss) attributable to ordinary equity holders of the Company, used in the basic and diluted earnings/(loss) per share calculation	計算每股基本及攤薄盈利／（虧損）所使用之本公司普通權益所有者應佔溢利／（虧損）	<b>(19,808)</b>	<b>30,161</b>

### 13. EARNINGS/(LOSS) PER SHARE ATTRIBUTABLE TO ORDINARY EQUITY HOLDERS OF THE COMPANY (continued)

### 13. 本公司普通權益所有者應佔每股 盈利／(虧損)(續)

		Number of shares 股份數目	
		2020 二零二零年	2019 二零一九年
<b>Shares</b>	<b>股份</b>		
Weighted average number of ordinary shares in issue during the year used in the basic and diluted earnings/(loss) per share calculation	計算每股基本及攤薄盈利／(虧損)之年度已發行普通股之加權平均數	384,257,640	384,257,640

No adjustment has been made to the basic earnings/(loss) per share amounts presented for the years ended 31 March 2020 and 2019 in respect of a dilution as the Group had no potentially dilutive ordinary shares in issue during the years ended 31 March 2020 and 2019.

由於本集團於截至二零二零年及二零一九年三月三十一日止年度均無具攤薄潛力之已發行普通股，因此並無就攤薄事項對二零二零年及二零一九年三月三十一日止年度所呈列之每股基本盈利／(虧損)作出調整。

### 14. PROPERTY, PLANT AND EQUIPMENT

### 14. 物業、廠房及設備

		2020 二零二零年		2019 二零一九年	
		HK\$'000 港幣千元	HK\$'000 港幣千元		
	<i>Notes</i> 附註				
Owned assets	(a)	373,141		494,692	
Right-of-use assets	(b)	564,825		-	
		937,966		494,692	

# Notes to Financial Statements

## 財務報告附註

Year ended 31 March 2020 截至二零二零年三月三十一日止年度

### 14. PROPERTY, PLANT AND EQUIPMENT (continued)

#### (a) Owned assets

### 14. 物業、廠房及設備(續)

#### (a) 自置資產

		Land and buildings/ Buildings 土地 及樓宇/樓宇 HK\$'000 港幣千元	Leasehold improve- ments 租賃樓宇 裝修 HK\$'000 港幣千元	Furniture, fixtures and equipment 傢俬、 裝置及設備 HK\$'000 港幣千元	Plant and machinery 廠房設備 及機器 HK\$'000 港幣千元	Motor vehicles 汽車 HK\$'000 港幣千元	Total 總計 HK\$'000 港幣千元
31 March 2020	二零二零年三月三十一日						
At 1 April 2019 (as originally presented):	於二零一九年四月一日 (原先呈列):						
Cost	成本	401,790	258,724	139,507	250,959	49,978	1,100,958
Accumulated depreciation	累計折舊	(133,363)	(149,930)	(112,314)	(167,693)	(42,966)	(606,266)
Net carrying amount	賬面淨值	268,427	108,794	27,193	83,266	7,012	494,692
Effect of adoption of HKFRS 16 (notes (i) & (ii))	採納香港財務報告準則第16號 之影響(附註(i)及(ii))	(79,358)	-	-	-	-	(79,358)
At 1 April 2019 (as restated)	於二零一九年四月一日 (經重列)	189,069	108,794	27,193	83,266	7,012	415,334
At 1 April 2019, net of accumulated depreciation	於二零一九年四月一日， 已扣除累計折舊	189,069	108,794	27,193	83,266	7,012	415,334
Additions	添置	575	24,665	8,689	8,290	1,500	43,719
Disposals/write-off	出售/撇銷	(2)	(845)	(721)	(268)	(117)	(1,953)
Depreciation provided during the year	年內已撥備之折舊	(7,417)	(30,031)	(9,103)	(12,242)	(2,654)	(61,447)
Impairment (note (iii))	減值(附註(iii))	-	(497)	(993)	(1,813)	(156)	(3,459)
Exchange realignment	匯兌調整	(9,563)	(4,440)	(505)	(4,377)	(168)	(19,053)
At 31 March 2020, net of accumulated depreciation and impairment	於二零二零年三月三十一日， 已扣除累計折舊及減值	172,662	97,646	24,560	72,856	5,417	373,141
At 31 March 2020:	於二零二零年三月三十一日:						
Cost	成本	283,750	266,665	130,002	243,845	44,819	969,081
Accumulated depreciation and impairment	累計折舊及減值	(111,088)	(169,019)	(105,442)	(170,989)	(39,402)	(595,940)
Net carrying amount	賬面淨值	172,662	97,646	24,560	72,856	5,417	373,141

14. PROPERTY, PLANT AND EQUIPMENT  
(continued)

## 14. 物業、廠房及設備(續)

## (a) Owned assets (continued)

## (a) 自置資產(續)

		Land and buildings 土地 及樓宇 HK\$'000 港幣千元	Leasehold improve- ments 租賃樓宇 裝修 HK\$'000 港幣千元	Furniture, fixtures and equipment 傢俬、 裝置及設備 HK\$'000 港幣千元	Plant and machinery 廠房設備 及機器 HK\$'000 港幣千元	Motor vehicles 汽車 HK\$'000 港幣千元	Total 總計 HK\$'000 港幣千元
<b>31 March 2019</b>	<b>二零一九年三月三十一日</b>						
At 1 April 2018:	於二零一八年四月一日：						
Cost	成本	418,658	247,848	136,647	256,611	52,335	1,112,099
Accumulated depreciation	累計折舊	(130,222)	(135,850)	(109,941)	(167,001)	(44,530)	(587,544)
Net carrying amount	賬面淨值	288,436	111,998	26,706	89,610	7,805	524,555
At 1 April 2018, net of accumulated depreciation	於二零一八年四月一日， 已扣除累計折舊	288,436	111,998	26,706	89,610	7,805	524,555
Additions	添置	598	35,076	12,670	10,886	2,201	61,431
Disposals/write-off	出售/撤銷	-	(2,584)	(821)	(892)	(205)	(4,502)
Depreciation provided during the year	年內已撥備之折舊	(9,811)	(30,131)	(10,477)	(11,051)	(2,595)	(64,065)
Exchange realignment	匯兌調整	(10,796)	(5,565)	(885)	(5,287)	(194)	(22,727)
At 31 March 2019, net of accumulated depreciation	於二零一九年三月三十一日， 已扣除累計折舊	268,427	108,794	27,193	83,266	7,012	494,692
At 31 March 2019:	於二零一九年三月三十一日：						
Cost	成本	401,790	258,724	139,507	250,959	49,978	1,100,958
Accumulated depreciation	累計折舊	(133,363)	(149,930)	(112,314)	(167,693)	(42,966)	(606,266)
Net carrying amount	賬面淨值	268,427	108,794	27,193	83,266	7,012	494,692

## Notes:

## 附註：

- (i) As a result of the adoption of HKFRS 16 as at 1 April 2019, the Group's leasehold land has been reclassified to right-of-use assets.
- (ii) The Company leases certain of its offices and factory properties used in its operations. Leases for these assets are negotiated for terms ranging from two to seven years with no extension or termination options and all the lease payments are fixed.

- (i) 由於於二零一九年四月一日採納香港財務報告準則第16號，本集團之租賃土地已重新分類為使用權資產。
- (ii) 本公司租賃若干辦公室及廠房物業用作業務營運。該等資產之租賃經磋商之租約年期為兩年至七年不等，並無延長或終止之選擇權，且所有租賃付款為固定。



### 14. PROPERTY, PLANT AND EQUIPMENT (continued)

#### (a) Owned assets (continued)

Notes: (continued)

(iii) The impairment charges related to certain owned assets of property, plant and equipment amounting to HK\$3,459,000 (2019: Nil) have been recorded in "Other operating expenses" in the profit or loss. In view of the operating losses in certain cash-generating units, management considered that indicators of potential impairment of property, plant and equipment existed at 31 March 2020. The Group assessed the recoverable amounts of these cash-generating units using the value-in-use method based on discounted cash flow forecasts for each cash-generating unit, and as a result impairment loss was recognised for the year ended 31 March 2020 (2019: Nil). The estimates of the recoverable amount of these assets were based on their value in use using cash flow projections based on financial budgets covering a period of the remaining lease terms plus the anticipated renewal period approved by senior management. The discount rate adopted was 13.5%.

#### (b) Right-of-use assets

The Group has lease contracts for various items of properties used in its operations. Lump sum payments were made upfront to acquire the leased land from the owners with lease periods of 10 to 20 years, and no ongoing payments will be made under the terms of these land leases. Leases of properties generally have lease terms between 3 and 5 years. Generally, the Group is restricted from assigning and subleasing the leased assets outside the Group. There are several lease contracts that include extension and termination options and variable lease payments, which are further discussed below.

### 14. 物業、廠房及設備 (續)

#### (a) 自置資產 (續)

附註：(續)

(iii) 物業、廠房及設備之若干自置資產相關之減值費用3,459,000港元(二零一九年：無)已計入損益之「其他經營開支」。鑑於若干現金產生單位之經營虧損，管理層認為於二零二零年三月三十一日之物業、廠房及設備出現潛在減值之跡象。本集團使用使用價值法評估該等現金產生單位之可收回金額，該方法基於各現金產生單位之貼現現金流預測計算，因此於截至二零二零年三月三十一日止年度確認減值虧損(二零一九年：無)。該等資產之可收回金額乃根據使用價值估計，該計算方法乃採用基於高級管理層所批准涵蓋剩餘租期加上預期續約期間財務預算的現金流量預測。所採用之貼現率為13.5%。

#### (b) 使用權資產

本集團就用於其業務營運之多項物業訂立租賃合約。已預先作出一次性付款以向業主收購租賃土地，租期為10至20年，而根據該等土地租賃之條款，將不會繼續支付任何款項。物業之租期通常介乎3至5年。一般而言，本集團不得向本集團以外人士轉讓及分租租賃資產。若干租賃合約包括延期及終止選擇權及可變租賃付款，於下文進一步討論。

## 14. PROPERTY, PLANT AND EQUIPMENT (continued)

### (b) Right-of-use assets (continued)

The carrying amounts of the Group's right-of-use assets and the movements during the year are as follows:

		Prepaid land lease payments 預付土地 租賃款項 HK\$'000 港幣千元	Leasehold land 租賃土地 HK\$'000 港幣千元	Leased buildings 租賃樓宇 HK\$'000 港幣千元	Total 總計 HK\$'000 港幣千元
As at 1 April 2019 (note 2.2, 15, 14(a))	於二零一九年四月一日 (附註 2.2、15、14(a))	88,726	79,358	443,739	611,823
Additions	增加	–	–	112,078	112,078
Depreciation (note 7)	折舊(附註7)	(2,783)	(2,076)	(135,376)	(140,235)
Impairment (note 7)	減值(附註7)	–	–	(3,393)	(3,393)
Lease modification	租賃修改	–	–	7,236	7,236
Derecognition	終止確認	–	–	(10,269)	(10,269)
Exchange realignment	匯兌調整	(5,638)	–	(6,777)	(12,415)
As at 31 March 2020	於二零二零年三月三十一日	80,305	77,282	407,238	564,825

As at 31 March 2020, the Group's management identified certain restaurant and factories which continued to underperform and estimated corresponding recoverable amounts of their right-of-use assets. Based on these estimates, an impairment loss of HK\$3,393,000 was recognised to write down the carrying amounts of these items of right-of-use assets to their recoverable amount of HK\$27,191,000 as at 31 March 2020. The recoverable amount of the items of right-of-use assets is determined based on a value-in-use calculation using cash flow projections based on financial budgets covering a period of the remaining lease terms plus the anticipated renewal period approved by senior management. The pre-tax discount rate applied for the cash flow projection was 13.5%.

## 14. 物業、廠房及設備(續)

### (b) 使用權資產(續)

年內，本集團使用權資產之賬面值及變動載列如下：

		Prepaid land lease payments 預付土地 租賃款項 HK\$'000 港幣千元	Leasehold land 租賃土地 HK\$'000 港幣千元	Leased buildings 租賃樓宇 HK\$'000 港幣千元	Total 總計 HK\$'000 港幣千元
As at 1 April 2019 (note 2.2, 15, 14(a))	於二零一九年四月一日 (附註 2.2、15、14(a))	88,726	79,358	443,739	611,823
Additions	增加	–	–	112,078	112,078
Depreciation (note 7)	折舊(附註7)	(2,783)	(2,076)	(135,376)	(140,235)
Impairment (note 7)	減值(附註7)	–	–	(3,393)	(3,393)
Lease modification	租賃修改	–	–	7,236	7,236
Derecognition	終止確認	–	–	(10,269)	(10,269)
Exchange realignment	匯兌調整	(5,638)	–	(6,777)	(12,415)
As at 31 March 2020	於二零二零年三月三十一日	80,305	77,282	407,238	564,825

於二零二零年三月三十一日，本集團管理層確認若干餐廳及廠房持續表現欠佳，並估計彼等使用權資產之相關可收回金額。根據該等估計，已於二零二零年三月三十一日確認減值虧損3,393,000港元以將該等使用權資產項目之賬面值撇減至彼等之可收回金額27,191,000港元。使用權資產項目之可收回金額乃根據使用價值估計，該計算方法乃採用基於高級管理層所批准涵蓋剩餘租期加上預期續約期間財務預算的現金流量預測。所採用之除稅前貼現率為13.5%。

# Notes to Financial Statements

## 財務報告附註

Year ended 31 March 2020 截至二零二零年三月三十一日止年度

### 15. PREPAID LAND LEASE PAYMENTS

### 15. 預付土地租賃款項

		HK\$'000 港幣千元
Carrying amount at 1 April 2018	於二零一八年四月一日之賬面值	97,950
Recognised in profit of loss during the year ended 31 March 2019	於截至二零一九年三月三十一日止年度 在損益確認	(2,900)
Exchange realignment	匯兌調整	<u>(6,324)</u>
Carrying amount at 31 March 2019	於二零一九年三月三十一日之賬面值	88,726
Current portion included in prepayments, deposits and other receivables	包括在預付款項、訂金及其他 應收款項之流動部分	<u>(2,901)</u>
Non-current portion	非流動部分	<u>85,825</u>

During the year ended 31 March 2007, the Group acquired 廣州市泮溪酒家有限公司 (“GZ Panxi”), which operates a restaurant on a piece of land (the “Land”) in Liwan District, Guangzhou, the People’s Republic of China (the “PRC”). At 31 March 2020, the carrying value of the Land was HK\$32,357,000 (2019: HK\$35,882,000). In the opinion of the Company’s directors, based on the advice from the Group’s external legal advisors, GZ Panxi has the right to use the Land and occupy the buildings thereon for its restaurant operations, and upon the payment of the land premium, the Group can obtain the land use right certificate for the Land.

As a result of the adoption of HKFRS 16 as at 1 April 2019, the Group’s prepaid land lease payments have been reclassified to right-of-use assets.

截至二零零七年三月三十一日止年度內，本集團收購了廣州市泮溪酒家有限公司（「廣州泮溪」）。廣州泮溪在中華人民共和國（「中國」）廣州荔灣區一幅土地（「該土地」）經營酒家，於二零二零年三月三十一日，該土地之賬面值為32,357,000港元（二零一九年：35,882,000港元）。根據本集團外聘之法律顧問意見，本公司董事認為，廣州泮溪有權使用該土地並佔用座落於其上之樓房作經營酒家之用，以及於支付土地溢價後，本集團可獲取該土地之土地使用權證。

由於於二零一九年四月一日採納香港財務報告準則第16號，本集團之預付土地租賃付款已重新分類為使用權資產。

## 16. LEASES

## The Group as a lessee

## (a) Lease liabilities

The carrying amounts of the lease liabilities and the movements during the year are as follows:

		HK\$'000 港幣千元
Carrying amount at 1 April 2019 (note 2.2)	於二零一九年四月一日之賬面值 (附註2.2)	463,762
New leases	新租賃	112,078
Accretion of interest recognised during the year (note 6)	年內已確認利息增長 (附註6)	11,173
Payments	付款	(140,856)
Lease modification	租賃修改	7,183
Termination of leases	終止租賃合約	(12,100)
Exchange realignment	匯兌調整	(6,103)
		<hr/>
Carrying amount at 31 March 2020	於二零二零年三月三十一日之賬面值	435,137
		<hr/> <hr/>
Analysed into:	分析為：	
Current portion	流動部份	133,074
Non-current portion	非流動部份	302,063
		<hr/> <hr/>

## (b) The amounts recognised in the profit or loss in relation to leases are as follows:

## (b) 於損益就租賃確認之金額載列如下：

		2020 二零二零年 HK\$'000 港幣千元
Interest on lease liabilities (note 6)	租賃負債之利息 (附註6)	11,173
Depreciation charge of right-of-use assets (note 7)	使用權資產之折舊費用 (附註7)	140,235
Expense relating to short-term leases and other leases with remaining lease terms ended on or before 31 March 2020 (included in administrative expenses/selling and distribution expenses)	短期租賃及餘下租期於二零二零年三月三十一日或之前結束之其他租賃相關開支 (計入行政開支/銷售及分銷開支內)	57,562
Impairment of right-of-use assets	使用權資產之減值	3,393
Gain on derecognition of right-of-use assets, net	終止確認使用權資產之收益，淨額	(1,831)
Gain on remeasurement of lease liabilities, net	重新計量租賃負債之收益，淨額	(53)
Rental concession related to COVID-19 (included in cost of sales/selling and distribution expenses)	COVID-19相關租金寬減 (計入銷售成本/銷售及分銷開支內)	(7,748)
Contingent rent (included in selling and distribution expenses)	或然租金 (計入銷售及分銷開支內)	2,649
		<hr/>
Total amount recognised in consolidated profit or loss	於綜合損益確認總額	205,380
		<hr/> <hr/>

# Notes to Financial Statements

## 財務報告附註

Year ended 31 March 2020 截至二零二零年三月三十一日止年度

### 16. LEASES (continued)

#### The Group as a lessee (continued)

- (c) The total cash outflow for leases and future cash outflows relating to leases that have not yet commenced are disclosed in notes 33(c) and 34(c), respectively, to the financial statements.

#### The Group as a lessor

The Group leases its investment property in Mainland China (note 17) to an associate under an operating lease arrangement, with a lease negotiated for a term of one year. Rental income recognised by the Group during the year was HK\$1,212,000 (2019: HK\$1,263,000), details of which are included in note 5 to the financial statements.

At 31 March 2020, the undiscounted lease payments receivable by the Group in future periods under a non-cancellable operating lease with its associate are as follows:

### 16. 租賃(續)

#### 本集團作為承租人(續)

- (c) 租賃之現金流出總額及尚未開始之租賃相關之未來現金流出分別於財務報告附註33(c)及34(c)披露。

#### 本集團作為出租人

本集團按經營租賃安排租賃於中國大陸之投資物業(附註17)予聯營公司，經磋商之租期為一年。本集團於年內已確認之租金收入為1,212,000港元(二零一九年：1,263,000港元)，詳情載於財務報告附註5。

於二零二零年三月三十一日，本集團根據與其聯營公司訂立之不可撤回經營租賃於未來期間應收之未貼現租賃付款載列如下：

		2020 二零二零年 HK\$'000 港幣千元	2019 二零一九年 HK\$'000 港幣千元
Within one year	一年內	675	593

### 17. INVESTMENT PROPERTY

### 17. 投資物業

		2020 二零二零年 HK\$'000 港幣千元	2019 二零一九年 HK\$'000 港幣千元
Carrying amount at beginning of year	年初之賬面值	20,346	21,250
Gain from a fair value adjustment (note 5)	公平值調整之收益(附註5)	-	468
Exchange realignment	匯兌調整	(1,309)	(1,372)
Carrying amount at end of year	年終之賬面值	19,037	20,346

## 17. INVESTMENT PROPERTY (continued)

The Group's investment property represents an industrial property in Mainland China. The Group's investment property was revalued on 31 March 2020 based on a valuation performed by Cushman & Wakefield Limited, independent professionally qualified valuers, at HK\$19,037,000. Each year, the Group's finance team decides to appoint which external valuer to be responsible for the external valuation of the Group's property. Selection criteria include market knowledge, reputation, independence and whether professional standards are maintained. The Group's finance team has discussions with the valuer on the valuation assumptions and valuation results when the valuation is performed for annual financial reporting.

The investment property is leased to an associate of the Group under an operating lease, further summary details of which are included in notes 16 and 35(a)(iv) to the financial statements.

Further particulars of the Group's investment property are included on page 204 of the annual report.

### Fair value hierarchy

The following table illustrates the fair value measurement hierarchy of the Group's investment property:

## 17. 投資物業 (續)

本集團之投資物業為一項位於中國大陸之工業物業。本集團之投資物業於二零二零年三月三十一日根據由獨立專業合資格估值師戴德梁行有限公司進行之估值而重估為19,037,000港元。每年，本集團之財務團隊決定外聘估值師為本集團的物業作出外部估值。選擇標準包括市場知識、聲譽、獨立性以及是否維持專業水準。估值師因應本集團年度財務報告所需而進行估值時，本集團的財務團隊會與估值師因應有關估值的假設及結果進行討論。

投資物業以經營租約形式租賃予本集團之聯營公司，詳情載於財務報告附註16及35(a)(iv)。

本集團投資物業之其他詳情載於年報第204頁。

### 公平值架構

下表說明本集團投資物業之公平值計量架構：

		Fair value measurement as at 31 March 2020 using 於二零二零年三月三十一日之公平值計量採用			
		Quoted prices in active markets (Level 1) 活躍 市場報價 (第一層) HK\$'000 港幣千元	Significant observable inputs (Level 2) 重大可觀察 的輸入值 (第二層) HK\$'000 港幣千元	Significant unobservable inputs (Level 3) 重大不可觀察 的輸入值 (第三層) HK\$'000 港幣千元	Total 總計 HK\$'000 港幣千元
Recurring fair value measurement for: 以下項目的經常性公平值計量：					
Industrial property	工業物業	-	-	19,037	19,037

# Notes to Financial Statements

## 財務報告附註

Year ended 31 March 2020 截至二零二零年三月三十一日止年度

### 17. INVESTMENT PROPERTY (continued)

Fair value hierarchy (continued)

		Fair value measurement as at 31 March 2019 using 於二零一九年三月三十一日之公平值計量採用			
		Quoted prices in active markets (Level 1) 活躍 市場報價 (第一層) HK\$'000 港幣千元	Significant observable inputs (Level 2) 重大可觀察 的輸入值 (第二層) HK\$'000 港幣千元	Significant unobservable inputs (Level 3) 重大不可觀察 的輸入值 (第三層) HK\$'000 港幣千元	Total 合計 HK\$'000 港幣千元
Recurring fair value measurement for: 以下項目的經常性公平值計量：					
Industrial property	工業物業	-	-	20,346	20,346

During the year, there were no transfers of fair value measurements between Level 1 and Level 2 and no transfers into or out of Level 3 (2019: Nil).

Below is a summary of the valuation technique used and the key inputs to the valuation of the investment property:

	Valuation technique 估值技術	Significant unobservable inputs 重大不可觀察的輸入值	Weighted average 加權平均數	
			2020 二零二零年	2019 二零一九年
Industrial property 工業物業	Direct capitalisation method 直接資本化法	Market rental value (per square metre and per month) 市場租值 (每平方米及每月)	HK\$25 25港元	HK\$27 27港元
		Term yield (per annum) 年期收益率 (每年)	5.75%	5.75%
		Reversionary yield (per annum) 復歸收益率 (每年)	6.25%	6.25%

The Group has determined that the current use of the industrial property is the highest and best use at the measurement date.

Under the direct capitalisation method, a property's fair value is estimated based on the normalised net operating income generated by the property, which is divided by the capitalisation rate.

### 17. 投資物業 (續)

公平值架構 (續)

		Fair value measurement as at 31 March 2019 using 於二零一九年三月三十一日之公平值計量採用			
		Quoted prices in active markets (Level 1) 活躍 市場報價 (第一層) HK\$'000 港幣千元	Significant observable inputs (Level 2) 重大可觀察 的輸入值 (第二層) HK\$'000 港幣千元	Significant unobservable inputs (Level 3) 重大不可觀察 的輸入值 (第三層) HK\$'000 港幣千元	Total 合計 HK\$'000 港幣千元
Recurring fair value measurement for: 以下項目的經常性公平值計量：					
Industrial property	工業物業	-	-	20,346	20,346

年內，第一層及第二層之間並無轉移公平值計量，而第三層並無轉入或轉出之情況 (二零一九年：無)。

下列為投資物業估值所使用的估值技術及主要輸入值的概要：

本集團已確定該項工業物業目前之用途為計量日期之最高及最佳用途。

根據直接資本化法，物業公平值乃根據該物業所帶來之歸一化淨經營收入除以資本化比率而估計。

## 17. INVESTMENT PROPERTY (continued)

### Fair value hierarchy (continued)

A significant increase (decrease) in the market rental value would result in a significant increase (decrease) in the fair value of the investment property. A significant increase (decrease) in the term yield rate and reversionary yield rate in isolation would result in a significant decrease (increase) in the fair value of the investment property.

## 18. GOODWILL

		2020 二零二零年 HK\$'000 港幣千元	2019 二零一九年 HK\$'000 港幣千元
Net carrying amount at beginning of year	年初之賬面淨值	44,699	46,674
Exchange realignment	匯兌調整	(1,841)	(1,975)
Net carrying amount at end of year	年終之賬面淨值	<b>42,858</b>	44,699
At end of the year:	於年終：		
Cost	成本	46,150	47,991
Accumulated impairment	累計減值	(3,292)	(3,292)
		<b>42,858</b>	44,699

### Impairment testing of goodwill

The carrying amount of goodwill allocated to the cash-generating units is as follows:

		2020 二零二零年 HK\$'000 港幣千元	2019 二零一九年 HK\$'000 港幣千元
Trading business	貿易業務	15,587	16,658
Lunch box and tuck shop services operation (the "Catering business")	飯盒及小賣部服務業務 (「餐飲業務」)	14,090	14,090
Mainland restaurant operation	內地餐廳業務	11,200	11,970
Others	其他	1,981	1,981
		<b>42,858</b>	44,699

## 17. 投資物業 (續)

### 公平值架構 (續)

市場租值大幅增加 (減少) 會導致投資物業的公平值大幅增加 (減少)。僅年期收益率及復歸收益率之大幅增加 (減少) 會導致投資物業的公平值大幅減少 (增加)。

## 18. 商譽

		2020 二零二零年 HK\$'000 港幣千元	2019 二零一九年 HK\$'000 港幣千元
Net carrying amount at beginning of year	年初之賬面淨值	44,699	46,674
Exchange realignment	匯兌調整	(1,841)	(1,975)
Net carrying amount at end of year	年終之賬面淨值	<b>42,858</b>	44,699
At end of the year:	於年終：		
Cost	成本	46,150	47,991
Accumulated impairment	累計減值	(3,292)	(3,292)
		<b>42,858</b>	44,699

### 商譽之減值測試

分配至現金產生單位之商譽之賬面值載列如下：

		2020 二零二零年 HK\$'000 港幣千元	2019 二零一九年 HK\$'000 港幣千元
Trading business	貿易業務	15,587	16,658
Lunch box and tuck shop services operation (the "Catering business")	飯盒及小賣部服務業務 (「餐飲業務」)	14,090	14,090
Mainland restaurant operation	內地餐廳業務	11,200	11,970
Others	其他	1,981	1,981
		<b>42,858</b>	44,699



### 18. GOODWILL (continued)

#### Impairment testing of goodwill (continued)

*Mainland restaurant operation, trading business and Catering business cash-generating units*

The recoverable amounts of the Mainland restaurant operation cash-generating unit, the trading business cash-generating unit and the Catering business cash-generating unit have been determined based on a value-in-use calculation using cash flow projections based on financial budgets covering a five-year period approved by senior management. The discount rate applied to the cash flow projections is 13.5% (2019: 13%). The growth rates used to extrapolate the cash flows of the cash-generating units beyond the five-year period are between 0% and 3% (2019: between 0% and 3%).

Assumptions were used in the value-in-use calculation of the Mainland restaurant operation cash-generating unit, the trading business cash-generating unit and the Catering business cash-generating unit for the years ended 31 March 2020 and 2019. The following describes each key assumption on which management has based its cash flow projections to undertake impairment testing of goodwill:

*Budgeted gross margins* – The basis used to determine the value assigned to the budgeted gross margins is the average gross margins achieved in the year immediately before the budget year, increased for expected efficiency improvements.

*Discount rates* – The discount rates used are before tax and reflect specific risks relating to the relevant units.

*Purchase price inflation* – The basis used to determine the value assigned to inventory price inflation is the forecast price indices during the budget year from where inventories are sourced.

The values assigned to the key assumptions on expected efficiency improvements, discount rates and purchase price inflation are consistent with external information sources.

### 18. 商譽 (續)

#### 商譽之減值測試 (續)

*內地餐廳業務、貿易業務及餐飲業務現金產生單位*

內地餐廳業務現金產生單位、貿易業務現金產生單位及餐飲業務現金產生單位之可收回款項乃根據使用價值釐訂。使用價值按照高級管理層所批准涵蓋五年之財政預算運用現金流預測計算。現金流預測所使用之貼現率為13.5% (二零一九年：13%)。超過五年期間之現金產生單位之現金流增長率預測介乎0%至3% (二零一九年：介乎0%至3%)。

就計算截至二零二零年及二零一九年三月三十一日止年度之內地餐廳業務現金產生單位、貿易業務現金產生單位及餐飲業務現金產生單位之使用價值已建基於若干假設。以下描述管理層於作出現金流預測時採納之各主要假設以進行商譽減值測試：

*預算毛利率* – 用以釐定預算毛利率之價值之基準為緊接預算年度前一年取得之平均毛利率，並會因應預計效率提升而增加。

*貼現率* – 所採用之貼現率為除稅前，且反映與相關單位有關之個別風險。

*採購價格上漲* – 存貨價格上漲之決定基準乃按預算年度內存貨來源地之預測價格指標。

對預期效益改進、貼現率及採購價格上漲之主要假設之價值與外部資料來源相符一致。

## 19. OTHER INTANGIBLE ASSETS

## 19. 其他無形資產

		Backlog contracts 積累合同 HK\$'000 港幣千元	Licences 牌照 HK\$'000 港幣千元	Customer relationships 客戶關係 HK\$'000 港幣千元	Total 總計 HK\$'000 港幣千元
At 31 March 2018:	於二零一八年三月三十一日：				
Cost	成本	5,464	408	879	6,751
Accumulated amortisation	累計攤銷	(3,871)	(198)	(331)	(4,400)
Net carrying amount	賬面淨值	1,593	210	548	2,351
Cost at 1 April 2018, net of accumulated amortisation	於二零一八年四月一日之 成本，扣除累計攤銷	1,593	210	548	2,351
Amortisation provided during the year (note 7)	年內攤銷 (附註7)	(1,593)	(82)	(136)	(1,811)
At 31 March 2019	於二零一九年三月三十一日	-	128	412	540
At 31 March 2019 and 1 April 2019:	於二零一九年三月三十一日及 二零一九年四月一日：				
Cost	成本	5,464	408	879	6,751
Accumulated amortisation	累計攤銷	(5,464)	(280)	(467)	(6,211)
Net carrying amount	賬面淨值	-	128	412	540
Cost at 1 April 2019, net of accumulated amortisation	於二零一九年四月一日之 成本，扣除累計攤銷	-	128	412	540
Amortisation provided during the year (note 7)	年內攤銷 (附註7)	-	(82)	(137)	(219)
At 31 March 2020	於二零二零年三月三十一日	-	46	275	321
At 31 March 2020:	於二零二零年三月三十一日：				
Cost	成本	5,464	408	879	6,751
Accumulated amortisation	累計攤銷	(5,464)	(362)	(604)	(6,430)
Net carrying amount	賬面淨值	-	46	275	321

# Notes to Financial Statements

## 財務報告附註

Year ended 31 March 2020 截至二零二零年三月三十一日止年度

### 20. INVESTMENTS IN ASSOCIATES

### 20. 於聯營公司之投資

		2020 二零二零年 HK\$'000 港幣千元	2019 二零一九年 HK\$'000 港幣千元
Share of net assets	應佔資產淨值	155,107	149,186

The Group's trade payable balances with the associates are disclosed in note 27 to the financial statements.

本集團與聯營公司之應付貿易賬款結餘已載列於財務報告附註27。

Particulars of the principal associates are as follows:

主要聯營公司詳情如下：

Name 名稱	Particulars of issued shares held 持有已發行 股份詳情	Place of incorporation/ registration and business 註冊成立/ 登記及營業地點	Percentage of ownership interest attributable to the Group 本集團應佔 擁有權權益百分比	Principal activities 主要業務
Calbee Four Seas Company Limited 卡樂B四洲有限公司	Ordinary shares 普通股	Hong Kong 香港	50.0	Manufacturing of snack foods 小食製造
四洲休閒食品(汕頭)有限公司 <sup>(i)</sup>	Paid-up capital 繳足股本	PRC/Mainland China 中國/中國大陸	50.0	Manufacturing of snack foods 小食製造
Want Want Four Seas Company Limited <sup>(i)(ii)</sup> 旺旺四洲有限公司 <sup>(i)(ii)</sup>	Ordinary shares 普通股	Hong Kong 香港	30.0	Trading in snack foods 小食貿易
Lotte Four Seas Limited <sup>(i)(ii)</sup> 樂天四洲有限公司 <sup>(i)(ii)</sup>	Ordinary shares 普通股	Hong Kong 香港	30.0	Investment holding 投資控股

## 20. INVESTMENTS IN ASSOCIATES (continued)

Notes:

- (i) Not audited by Ernst & Young, Hong Kong or another member firm of the Ernst & Young global network.
- (ii) The financial years of these associates are not coterminous with that of the Group and have financial year ending 31 December. These associates use 31 December as their financial year end date to conform with their holding companies' reporting date or statutory requirements.

The above table lists the associates of the Group which, in the opinion of the directors, principally affected the results for the year or formed a substantial portion of the net assets of the Group. To give details of other associates would, in the opinion of the directors, result in particulars of excessive length.

The financial years of the above associates are coterminous with that of the Group, except for associates as mentioned in note (ii) above, for which the consolidated financial statements are adjusted for the material transactions between their financial year end date and the Group's year end date.

During the year ended 31 March 2019, MFD Holding Company Limited, one of the Group's associates with 30% ownership interest, had returned capital to shareholders in January 2019 and had voluntarily been wound up in March 2019. The carrying amount of the Group's investment in MFD Holding Company Limited as at 31 March 2018 was HK\$20,768,000 and HK\$20,550,000 was received by the Group upon the return of capital from MFD Holding Company Limited. A loss on voluntary liquidation of an associate of HK\$218,000 was recognised in profit or loss during that year.

The following table illustrates the aggregate financial information of the Group's associates that are not individually material:

## 20. 於聯營公司之投資(續)

附註：

- (i) 並非由香港安永會計師事務所或安永全球網絡其他成員公司審計。
- (ii) 該等聯營公司的財政年度與本集團的不同，其財政年度結算日為十二月三十一日。該等以十二月三十一日為其財政年度結算日之聯營公司與其控股公司之呈報日期或法定要求相符。

董事認為以上所述為於年內對集團之業績有重大影響或佔集團之重大部分淨資產之本集團聯營公司，董事認為如詳列餘下聯營公司會使篇幅過份冗長。

上述聯營公司之財政年度與本集團財政年度如出一轍，惟上文附註(ii)項所述之聯營公司除外。綜合財務報告就彼等及本集團於財政年度結算日之間之重大交易作出調整。

截至二零一九年三月三十一日止年度期間，本集團擁有30%所有權權益的其中一家聯營公司MFD Holding Company Limited已於二零一九年一月向股東退還資本，並於二零一九年三月自願清盤。於二零一八年三月三十一日，本集團於MFD Holding Company Limited之投資之賬面值為20,768,000港元，本集團已於MFD Holding Company Limited退回資本後收取20,550,000港元。於該年度，已於損益確認聯營公司自願清盤之虧損218,000港元。

下表闡述本集團個別而言不重大的聯營公司之合計財務資料：

		2020 二零二零年 HK\$'000 港幣千元	2019 二零一九年 HK\$'000 港幣千元
Share of the associates' profit for the year	應佔聯營公司年內溢利	8,748	2,541
Share of the associates' other comprehensive loss	應佔聯營公司其他全面虧損	(2,476)	(2,753)
Share of the associates' total comprehensive income/(loss)	應佔聯營公司總全面收益／(虧損)	6,272	(212)
Aggregate carrying amount of the Group's investments in associates	本集團於聯營公司之投資的總賬面值	<b>155,107</b>	149,186

# Notes to Financial Statements

## 財務報告附註

Year ended 31 March 2020 截至二零二零年三月三十一日止年度

### 21. EQUITY INVESTMENT DESIGNATED AT FAIR VALUE THROUGH OTHER COMPREHENSIVE INCOME

### 21. 指定為按公平值透過其他全面收益入賬之權益投資

		2020 二零二零年 HK\$'000 港幣千元	2019 二零一九年 HK\$'000 港幣千元
Unlisted equity investment, at fair value Miyata Holding Co., Ltd. (“Miyata”)	非上市權益投資，按公平值 宮田控股株式会社（「宮田」）	1	-
Loan receivables from Miyata	應收宮田貸款	122,053	-

The above equity investment was irrevocably designated at fair value through other comprehensive income as the Group considers this investment to be strategic in nature.

The loan receivables included in prepayments, deposits and other receivables classified as current assets are unsecured, interest-free and repayable based on terms stipulated in the loan agreements.

由於本集團認為上述權益投資具策略性質，因此此項投資已不可撤回地指定為按公平值透過其他全面收益入賬。

計入預付款項、訂金及其他應收款項並分類為流動資產之應收貸款為無抵押、免息及須根據貸款協議所指定之條款償還。

### 22. INVENTORIES

### 22. 存貨

		2020 二零二零年 HK\$'000 港幣千元	2019 二零一九年 HK\$'000 港幣千元
Raw materials	原料	139,697	149,057
Work in progress	半成品	10,846	17,354
Finished goods	產成品	194,968	190,197
		345,511	356,608

### 23. TRADE RECEIVABLES

### 23. 應收貿易賬款

		2020 二零二零年 HK\$'000 港幣千元	2019 二零一九年 HK\$'000 港幣千元
Trade receivables	應收貿易賬款	542,430	578,041
Impairment	減值	(14,048)	(6,066)
		528,382	571,975

### 23. TRADE RECEIVABLES (continued)

The Group's trading terms with its customers are mainly on credit, except for new customers, where payment in advance is normally required. The credit period is generally for a period of one to three months, extending up to four to five months for major customers. Each customer has a maximum credit limit. The Group seeks to maintain strict control over its outstanding receivables to minimise credit risk. Overdue balances are reviewed regularly by senior management. In view of the aforementioned and the fact that the Group's trade receivables relate to a large number of diversified customers, there is no significant concentration of credit risk. The Group does not hold any collateral or other credit enhancements over its trade receivables. Trade receivables are non-interest-bearing.

An ageing analysis of the trade receivables as at the end of the reporting period, based on the invoice date and net of losses allowance, is as follows:

### 23. 應收貿易賬款(續)

本集團與客戶之貿易賬期以信貸為主，惟新客戶一般需要預先付款。信貸期一般為一至三個月，就主要客戶而言，可延長至四至五個月。每個客戶均有信貸額上限。本集團力求嚴格控制其尚未收取之應收款項，藉此將信貸風險降至最低。高級管理層會定期檢討逾期結餘。鑒於上述措施，以及本集團之應收貿易賬款與眾多多元化的客戶有關，因此並無重大信貸集中風險。本集團並無就該等結餘持有任何抵押品或其他信貸提升。應收貿易賬款乃免息。

於報告期末，根據發票日期及扣除減值撥備之應收貿易賬款之賬齡分析如下：

		2020 二零二零年 HK\$'000 港幣千元	2019 二零一九年 HK\$'000 港幣千元
Within 1 month	1個月內	180,692	213,610
1 to 2 months	1至2個月	98,978	99,408
2 to 3 months	2至3個月	84,474	101,937
Over 3 months	3個月以上	164,238	157,020
		<b>528,382</b>	<b>571,975</b>

# Notes to Financial Statements

## 財務報告附註

Year ended 31 March 2020 截至二零二零年三月三十一日止年度

### 23. TRADE RECEIVABLES (continued)

The movements in the loss allowance for impairment of trade receivables are as follows:

At beginning of year	於年初
Impairment losses, net (note 7)	減值虧損，淨額 (附註7)
Amount written off as uncollectable	由於不可收回而撇銷之金額
At end of year	於年終

The increase (2019: increase) in the loss allowance was due to the following significant changes in the gross carrying amount:

- Increase in the loss allowance of HK\$10,654,000 as a result of an increase in trade receivables which were past due for over 3 months (2019: increase in the loss allowance of HK\$3,289,000 as a result of an increase in trade receivables which were past due for more than 3 months); and
- Decrease in the loss allowance of HK\$2,672,000 (2019: Nil) as a result of the write-off of certain trade receivables.

An impairment analysis is performed at each reporting date using a provision matrix to measure expected credit losses. The provision rates are based on days past due for groupings of various customer segments with similar loss patterns (i.e., by geographic region and customer type). The calculation reflects the probability-weighted outcome, the time value of money and reasonable and supportable information that is available at the reporting date about past events, current conditions and forecasts of future economic conditions.

### 23. 應收貿易賬款 (續)

應收貿易賬款減值之虧損撥備之變動情況如下：

	2020 二零二零年 HK\$'000 港幣千元	2019 二零一九年 HK\$'000 港幣千元
At beginning of year	6,066	2,777
Impairment losses, net	10,654	3,289
Amount written off as uncollectable	(2,672)	-
At end of year	14,048	6,066

由於下列之賬面總額重大變動導致虧損撥備增加 (二零一九年：增加)：

- 虧損撥備增加10,654,000港元乃由於逾期超過3個月之應收貿易賬款增加 (二零一九年：虧損撥備增加3,289,000港元乃由於逾期超過3個月之應收貿易賬款增加)；及
- 虧損撥備減少2,672,000港元 (二零一九年：無) 乃由於撇銷若干應收貿易賬款。

於各報告日期均採用撥備矩陣進行減值分析，以計量預期信貸損失。撥備率乃基於就擁有類似虧損模式的多個客戶分部進行分組 (即按地理位置及客戶類型) 的逾期日數計算。該計算反映或然率加權結果、貨幣時值及於報告日期可得的有關過往事件、當前條件及未來經濟條件預測的合理及具支持性資料。

**23. TRADE RECEIVABLES (continued)**

Set out below is the information about the credit risk exposure on the Group's trade receivables using a provision matrix:

As at 31 March 2020

		Current 即期	Past due 逾期			Total 總計
			Less than 1 month 少於 一個月	1 to 3 months 一至 三個月	Over 3 months 超過 三個月	
Expected credit loss rate	預期信貸損失率	0.02%	0.31%	1.93%	48.44%	2.59%
Gross carrying amount (HK\$'000)	總賬面值(港幣千元)	416,207	88,485	9,852	27,886	542,430
Expected credit losses (HK\$'000)	預期信貸損失 (港幣千元)	74	276	190	13,508	14,048

As at 31 March 2019

		Current 即期	Past due 逾期			Total 總計
			Less than 1 month 少於 一個月	1 to 3 months 一至 三個月	Over 3 months 超過 三個月	
Expected credit loss rate	預期信貸損失率	0.06%	1.04%	3.95%	30.93%	1.05%
Gross carrying amount (HK\$'000)	總賬面值(港幣千元)	511,303	33,612	17,985	15,141	578,041
Expected credit losses (HK\$'000)	預期信貸損失 (港幣千元)	322	350	711	4,683	6,066

**23. 應收貿易賬款(續)**

下表載列就本集團應收貿易賬款使用撥備矩陣的信貸風險的資料：

於二零二零年三月三十一日

於二零一九年三月三十一日



# Notes to Financial Statements

## 財務報告附註

Year ended 31 March 2020 截至二零二零年三月三十一日止年度

### 24. PREPAYMENTS, DEPOSITS AND OTHER RECEIVABLES

### 24. 預付款項、訂金及其他應收款項

		2020 二零二零年 HK\$'000 港幣千元	2019 二零一九年 HK\$'000 港幣千元
Prepayments	預付款項	49,977	48,431
Deposits and other receivables	訂金及其他應收款項	100,891	108,631
Loan receivables (note 21)	應收貸款(附註21)	122,053	—
		272,921	157,062
Less: Deposits classified as non-current assets	減：劃分為非流動資產之訂金	(28,426)	(33,396)
Current portion	流動部分	244,495	123,666

#### *Impairment of deposits, other receivables and loan receivables*

The financial assets included in the above balances relate to deposits and receivable for which there was no recent history of default and past due amounts. As at 31 March 2020 and 2019, the loss allowance was assessed to be minimal.

#### *訂金、其他應收款項及應收貸款之減值*

計入上述結餘之金融資產與最近並無違約記錄及並無逾期金額之訂金及應收款項相關。於二零二零年及二零一九年三月三十一日，虧損撥備被評估為極微。

## 25. FINANCIAL ASSETS AT FAIR VALUE THROUGH PROFIT OR LOSS

## 25. 按公平值透過損益入賬的金融資產

		2020 二零二零年 HK\$'000 港幣千元	2019 二零一九年 HK\$'000 港幣千元
Listed equity investments	上市權益投資	41,491	41,908
Other unlisted investments	其他非上市投資		
Equity investment	權益投資	27,353	25,257
School debenture	學校債券	4,650	4,650
Club debentures	會所債券	1,200	727
		<b>74,694</b>	72,542
Less: Classified as non-current assets	減：分類為非流動資產	<b>(33,340)</b>	(30,780)
Current portion	流動部分	<b>41,354</b>	41,762

The above equity investments included in non-current assets were designated by the Group as financial assets at fair value through profit or loss as the Group has not elected to recognise the fair value gain or loss through other comprehensive income.

The above equity investments included in current assets were designated by the Group as financial assets at fair value through profit or loss as they were held for trading.

The above unlisted investments were equity investment in Mainland China, a school debenture in Hong Kong, and club debentures in Hong Kong. They were mandatorily classified as financial assets at fair value through profit or loss as their contractual cash flows are not solely payments of principal and interest.

本集團將計入非流動資產之上述權益投資指定為按公平值透過損益入賬的金融資產，乃由於本集團並無選擇透過其他全面收益確認公平值收益或虧損。

本集團將計入流動資產之上述權益投資指定為按公平值透過損益入賬的金融資產，乃由於彼等乃持作買賣。

上述非上市投資為於中國內地之權益投資、於香港之學校債券及於香港之會所債券。彼等被強制歸類為按公平值透過損益入賬的金融資產，乃由於彼等之合約現金流量不僅是本金及利息的付款。

# Notes to Financial Statements

## 財務報告附註

Year ended 31 March 2020 截至二零二零年三月三十一日止年度

### 26. CASH AND CASH EQUIVALENTS

### 26. 現金及現金等值項目

		2020 二零二零年 HK\$'000 港幣千元	2019 二零一九年 HK\$'000 港幣千元
Cash and bank balances	現金及銀行結存	353,091	403,256
Time deposits with original maturity of less than three months when acquired	原有到期日少於三個月之定期存款	153,890	187,723
Cash and cash equivalents	現金及現金等值項目	<b>506,981</b>	<b>590,979</b>

At the end of the reporting period, the cash and bank balances of the Group denominated in Renminbi (“RMB”) amounted to HK\$130,425,000 (2019: HK\$160,127,000). RMB is not freely convertible into other currencies, however, under Mainland China’s Foreign Exchange Control Regulations and Administration of Settlement, Sale and Payment of Foreign Exchange Regulations, the Group is permitted to exchange RMB for other currencies through banks authorised to conduct foreign exchange business.

Cash at banks earns interest at floating rates based on daily bank deposit rates. Short term time deposits are made for varying periods of between one day and three months (2019: one day and three months) depending on the immediate cash requirements of the Group, and earn interest at the respective short term time deposit rates. The bank balances are deposited with creditworthy banks with no recent history of default.

於報告期末，本集團以人民幣（「人民幣」）列值之現金及銀行結存為130,425,000港元（二零一九年：160,127,000港元）。人民幣不得自由兌換為其他貨幣，但根據中國大陸外匯管理條例和結匯、售匯及付匯管理規定，本集團獲准透過獲認可進行外匯兌換業務之銀行將人民幣兌換為其他貨幣。

銀行現金按每日銀行存款利率以浮動利率賺取利息。短期定期存款乃按介乎一日至三個月（二零一九年：一日至三個月）之不同期間作出，視乎本集團之即時現金需求，並按照各自之短期定期存款利率賺取利息。銀行結存乃存於近期並無違約記錄而具有良好信譽之銀行。

## 27. TRADE PAYABLES, OTHER PAYABLES AND ACCRUALS

## 27. 應付貿易賬款、其他應付款項及應計負債

			2020 二零二零年 HK\$'000 港幣千元	2019 二零一九年 HK\$'000 港幣千元
		Notes 附註		
Trade payables	應付貿易賬款	(a)	178,219	183,102
Other payables	其他應付款項		57,538	46,706
Accruals	應計負債	(b)	90,507	111,692
Contract liabilities	合約負債	(c)	4,127	4,254
			<b>330,391</b>	<b>345,754</b>

Notes:

- (a) An ageing analysis of the trade payables as at the end of the reporting period, based on the invoice date, is as follows:

			2020 二零二零年 HK\$'000 港幣千元	2019 二零一九年 HK\$'000 港幣千元
Within 1 month	1個月內		146,416	151,062
1 to 2 months	1至2個月		16,873	21,900
2 to 3 months	2至3個月		7,919	4,590
Over 3 months	3個月以上		7,011	5,550
			<b>178,219</b>	<b>183,102</b>

Included in trade payables are amounts due to the Group's associates of HK\$45,616,000 (2019: HK\$38,128,000) and subsidiaries of Hong Kong Food Investment Holdings Limited, a substantial shareholder of the Company, of HK\$91,000 (2019: HK\$55,000), which are normally settled on 30-day to 60-day terms.

The trade payables are non-interest-bearing and are normally settled on 30-day to 60-day terms. Other payables are non-interest-bearing and have an average term of three months.

- (b) As a result of the initial application of HKFRS 16, deferred rent of HK\$4,592,000 previously included in "Other payables and accruals" were adjusted to equity at 1 April 2019 (note 2.2).

附註:

- (a) 於報告期末，根據發票日期之應付貿易賬款之賬齡分析如下：

			2020 二零二零年 HK\$'000 港幣千元	2019 二零一九年 HK\$'000 港幣千元
Within 1 month	1個月內		146,416	151,062
1 to 2 months	1至2個月		16,873	21,900
2 to 3 months	2至3個月		7,919	4,590
Over 3 months	3個月以上		7,011	5,550
			<b>178,219</b>	<b>183,102</b>

應付貿易賬款包括結欠本集團聯營公司之款項45,616,000港元(二零一九年:38,128,000港元)及結欠本公司一名主要股東香港食品投資控股有限公司的附屬公司之款項91,000港元(二零一九年:55,000港元)，彼等一般按30至60日期限結付。

應付貿易賬款為免息及一般按30至60日期限結付。其他應付款項乃免息，信貸期平均為三個月。

- (b) 由於採納香港財務報告準則第16號，先前計入「其他應付款項及應計負債」的遞延租金4,592,000港元已調整至於二零一九年四月一日的權益(附註2.2)。

# Notes to Financial Statements

## 財務報告附註

Year ended 31 March 2020 截至二零二零年三月三十一日止年度

### 27. TRADE PAYABLES, OTHER PAYABLES AND ACCRUALS (continued)

Notes: (continued)

(c) Details of contract liabilities are as follows:

	31 March 2020 二零二零年 三月三十一日 HK\$'000 港幣千元	31 March 2019 二零一九年 三月三十一日 HK\$'000 港幣千元	1 April 2018 二零一八年 四月一日 HK\$'000 港幣千元
<i>Short-term advances received from customers</i>			
Sale of goods	4,127	4,254	5,134

Contract liabilities include short-term advances received to deliver products to customers. The decrease in contract liabilities in 2020 and 2019 was mainly due to the decrease in short-term advances received from customers in relation to the sale of goods at the end of the year.

### 27. 應付貿易賬款、其他應付款項及應計負債 (續)

附註：(續)

(c) 合約負債之詳情載列如下：

合約負債包括為交付產品予客戶之短期預收款項。於二零二零年及二零一九年之合約負債減少主要由於年底銷售貨品相關之短期預收客戶款項減少。

### 28. INTEREST-BEARING BANK BORROWINGS

	2020 二零二零年			2019 二零一九年		
	Effective interest rate 實際利率	Maturity 到期日	HK\$'000 港幣千元	Effective interest rate 實際利率	Maturity 到期日	HK\$'000 港幣千元
<b>Current</b> <b>流動</b>						
Trust receipt loans – unsecured 無抵押信託收據貸款	1.8%-4.4%	Within 12 months or on demand 12個月內或按要 求	81,898	0.6%-3.9%	Within 12 months or on demand 12個月內或按要 求	114,641
Bank loans – unsecured 無抵押銀行貸款	1.1%-5.4%	Within 12 months or on demand 12個月內或按要 求	617,526	0.8%-5.4%	Within 12 months or on demand 12個月內或按要 求	591,242
			<u>699,424</u>			<u>705,883</u>
<b>Non-current</b> <b>非流動</b>						
Bank loans – unsecured 無抵押銀行貸款	0.8%-2.43%	2 to 3 years 2至3年	60,000	-	-	-
			<u>759,424</u>			<u>705,883</u>

### 28. 須繳付利息之銀行貸款

## 28. INTEREST-BEARING BANK BORROWINGS (continued)

## 28. 須繳付利息之銀行貸款 (續)

		2020 二零二零年 HK\$'000 港幣千元	2019 二零一九年 HK\$'000 港幣千元
Analysed into:	分析為：		
Bank loans:	銀行貸款：		
Within one year or on demand	第一年內或按要求	699,424	705,883
In the second year	第二年內	60,000	—
		<u>759,424</u>	<u>705,883</u>

### Notes:

- (a) All the bank and trust receipt loans bear interest at floating interest rates.
- (b) The bank loans were denominated in Hong Kong dollar, Japanese yen and Renminbi at the end of the reporting period.

As at 31 March 2020, there were no term loans repayable over one year containing a repayment on demand clause (2019: Nil).

### 附註：

- (a) 所有銀行及信託收據貸款均以浮動利率計息。
- (b) 於報告期末，銀行貸款以港元、日圓及人民幣為單位。

於二零二零年三月三十一日，概無任何須於一年後償還的有期貨款含可隨時要求償還條款(二零一九年：無)。

# Notes to Financial Statements

## 財務報告附註

Year ended 31 March 2020 截至二零二零年三月三十一日止年度

### 29. DEFERRED TAX

The movements in deferred tax liabilities and assets during the year are as follows:

2020

#### Deferred tax liabilities

		Accelerated tax depreciation	Fair value adjustment arising from acquisition of subsidiaries	Revaluation of properties	Withholding taxes	Total
		加速稅項折舊	因收購附屬公司而產生之公平值調整	物業重估	預扣稅	總計
		HK\$'000	HK\$'000	HK\$'000	HK\$'000	HK\$'000
		港幣千元	港幣千元	港幣千元	港幣千元	港幣千元
At 1 April 2019	於二零一九年四月一日	5,849	9,644	1,126	1,907	18,526
Deferred tax charged/(credited) to the statement of profit or loss during the year (note 11)	本年度於損益表內扣除/(計入)之遞延稅項(附註11)	(1,094)	(749)	-	414	(1,429)
Exchange realignment	匯兌調整	(75)	(668)	(246)	(25)	(1,014)
Gross deferred tax liabilities at 31 March 2020	於二零二零年三月三十一日之遞延稅項負債總額	4,680	8,227	880	2,296	16,083

2020

#### Deferred tax assets

		Impairment of financial assets	Decelerated tax depreciation	Losses available for offsetting against future taxable profits	Others	Total
		金融資產之減值	減慢稅項折舊	應課稅溢利抵銷之虧損	其他	總計
		HK\$'000	HK\$'000	HK\$'000	HK\$'000	HK\$'000
		港幣千元	港幣千元	港幣千元	港幣千元	港幣千元
At 31 March 2019	於二零一九年三月三十一日	441	2,892	5,249	1,169	9,751
Effect of adoption of HKFRS 16	採納香港財務報告準則第16號	-	-	-	(580)	(580)
At 1 April 2019 (restated)	於二零一九年四月一日(經重列)	441	2,892	5,249	589	9,171
Deferred tax credited/(charged) to the statement of profit or loss during the year (note 11)	本年度於損益表內計入/(扣除)之遞延稅項(附註11)	(112)	(693)	119	(489)	(1,175)
Gross deferred tax assets at 31 March 2020	於二零二零年三月三十一日之遞延稅項資產總額	329	2,199	5,368	100	7,996

### 29. 遞延稅項

於年內遞延稅項負債及資產之變動如下：

二零二零年

#### 遞延稅項負債

		Accelerated tax depreciation	Fair value adjustment arising from acquisition of subsidiaries	Revaluation of properties	Withholding taxes	Total
		加速稅項折舊	因收購附屬公司而產生之公平值調整	物業重估	預扣稅	總計
		HK\$'000	HK\$'000	HK\$'000	HK\$'000	HK\$'000
		港幣千元	港幣千元	港幣千元	港幣千元	港幣千元
At 1 April 2019	於二零一九年四月一日	5,849	9,644	1,126	1,907	18,526
Deferred tax charged/(credited) to the statement of profit or loss during the year (note 11)	本年度於損益表內扣除/(計入)之遞延稅項(附註11)	(1,094)	(749)	-	414	(1,429)
Exchange realignment	匯兌調整	(75)	(668)	(246)	(25)	(1,014)
Gross deferred tax liabilities at 31 March 2020	於二零二零年三月三十一日之遞延稅項負債總額	4,680	8,227	880	2,296	16,083

二零二零年

#### 遞延稅項資產

		Impairment of financial assets	Decelerated tax depreciation	Losses available for offsetting against future taxable profits	Others	Total
		金融資產之減值	減慢稅項折舊	應課稅溢利抵銷之虧損	其他	總計
		HK\$'000	HK\$'000	HK\$'000	HK\$'000	HK\$'000
		港幣千元	港幣千元	港幣千元	港幣千元	港幣千元
At 31 March 2019	於二零一九年三月三十一日	441	2,892	5,249	1,169	9,751
Effect of adoption of HKFRS 16	採納香港財務報告準則第16號	-	-	-	(580)	(580)
At 1 April 2019 (restated)	於二零一九年四月一日(經重列)	441	2,892	5,249	589	9,171
Deferred tax credited/(charged) to the statement of profit or loss during the year (note 11)	本年度於損益表內計入/(扣除)之遞延稅項(附註11)	(112)	(693)	119	(489)	(1,175)
Gross deferred tax assets at 31 March 2020	於二零二零年三月三十一日之遞延稅項資產總額	329	2,199	5,368	100	7,996

## 29. DEFERRED TAX (continued)

2019

Deferred tax liabilities

		Accelerated tax depreciation	Fair value adjustment arising from acquisition of subsidiaries 因收購附屬 公司而產生 之公平值調整	Revaluation of properties 物業重估	Withholding taxes 預扣稅	Total
		加速稅項 折舊	之公平值調整	物業重估	預扣稅	總計
		HK\$'000	HK\$'000	HK\$'000	HK\$'000	HK\$'000
		港幣千元	港幣千元	港幣千元	港幣千元	港幣千元
At 1 April 2018	於二零一八年四月一日	6,013	10,889	1,272	1,588	19,762
Deferred tax charged/(credited) to the statement of profit or loss during the year (note 11)	本年度於損益表內扣除/ (計入)之遞延稅項 (附註11)	50	(736)	117	330	(239)
Exchange realignment	匯兌調整	(214)	(509)	(263)	(11)	(997)
Gross deferred tax liabilities at 31 March 2019	於二零一九年三月三十一日 之遞延稅項負債總額	5,849	9,644	1,126	1,907	18,526

2019

Deferred tax assets

		Impairment of financial assets	Decelerated tax depreciation	Losses available for offsetting against future taxable profits 可用作與將來 應課稅溢利 抵銷之虧損	Others	Total
		金融資產之 減值	減慢稅項 折舊	應課稅溢利 抵銷之虧損	其他	總計
		HK\$'000	HK\$'000	HK\$'000	HK\$'000	HK\$'000
		港幣千元	港幣千元	港幣千元	港幣千元	港幣千元
At 1 April 2018	於二零一八年四月一日	-	2,774	5,338	1,392	9,504
Deferred tax credited/(charged) to the statement of profit or loss during the year (note 11)	本年度於損益表內計入/ (扣除)之遞延稅項 (附註11)	441	118	(89)	(223)	247
Gross deferred tax assets at 31 March 2019	於二零一九年三月三十一日 之遞延稅項資產總額	441	2,892	5,249	1,169	9,751



**29. DEFERRED TAX (continued)**

For presentation purpose, certain deferred tax assets and liabilities have been offset in the statement of financial position. The following is an analysis of the deferred tax balances of the Group for financial reporting purposes:

		2020 二零二零年 HK\$'000 港幣千元	2019 二零一九年 HK\$'000 港幣千元
Net deferred tax assets recognised in the consolidated statement of financial position	於綜合財務狀況表確認之遞延稅項資產淨額	7,996	8,691
Net deferred tax liabilities recognised in the consolidated statement of financial position	於綜合財務狀況表確認之遞延稅項負債淨額	(16,083)	(17,466)
		<b>(8,087)</b>	<b>(8,775)</b>

The Group has unrecognised tax losses arising in Hong Kong of approximately HK\$151,657,000 (2019: HK\$134,459,000) that are available indefinitely for offsetting against future taxable profits of the companies in which the losses arose. The Group also has unrecognised tax losses arising in Mainland China of approximately HK\$255,693,000 (2019: HK\$232,562,000) that will expire in one to five years for offsetting against future taxable profit. Deferred tax assets have not been recognised in respect of these losses as, in the opinion of the directors, it is uncertain whether sufficient future taxable profits will be available against which the tax losses can be utilised.

Pursuant to the PRC Corporate Income Tax Law, a 10% withholding tax is levied on dividends declared to foreign investors from the foreign investment enterprises established in Mainland China. The requirement is effective from 1 January 2008 and applies to earnings after 31 December 2007. A lower withholding tax rate may be applied if there is a tax treaty between Mainland China and jurisdiction of the foreign investors. For the Group, the applicable rates for the year ended 31 March 2020 are 5%-10% (2019: 5%-10%). The Group is therefore liable for withholding taxes on dividends distributed by those subsidiaries established in Mainland China in respect of earnings generated from 1 January 2008.

**29. 遞延稅項 (續)**

就呈列而言，若干遞延稅項資產及負債已於財務狀況表內抵銷。為作財務呈報目的而對本集團之遞延稅項結餘作出分析如下：

		2020 二零二零年 HK\$'000 港幣千元	2019 二零一九年 HK\$'000 港幣千元
Net deferred tax assets recognised in the consolidated statement of financial position	於綜合財務狀況表確認之遞延稅項資產淨額	7,996	8,691
Net deferred tax liabilities recognised in the consolidated statement of financial position	於綜合財務狀況表確認之遞延稅項負債淨額	(16,083)	(17,466)
		<b>(8,087)</b>	<b>(8,775)</b>

本集團有自香港產生之未確認稅項虧損約為151,657,000港元(二零一九年：134,459,000港元)可無限期用作抵扣該等出現虧損之公司之未來應課稅溢利。本集團亦有自中國大陸產生將於一至五年到期之未確認稅項虧損約為255,693,000港元(二零一九年：232,562,000港元)，可用作抵扣日後之應課稅溢利。該等稅項虧損並無確認為遞延稅項資產，因董事認為未能確定是否有足夠未來應課溢利可供抵扣稅務虧損。

根據中國企業所得稅法，於中國大陸成立之外商投資企業向境外投資者宣派之股息須徵收10%預扣稅。該規定由二零零八年一月一日起生效，並適用於二零零七年十二月三十一日後之盈利。若該境外投資者所屬司法管轄區與中國大陸訂有稅務條約，其適用預扣稅率可予調低。就本集團而言，截至二零二零年三月三十一日止年度之適用稅率為5%-10%(二零一九年：5%-10%)。因此，本集團就於中國大陸成立之附屬公司由二零零八年一月一日起產生之盈利所分派之股息繳付預扣稅。

## 29. DEFERRED TAX (continued)

At 31 March 2020, except for the deferred tax recognised for certain PRC subsidiaries that will distribute dividends, no other deferred tax has been recognised for withholding taxes that would be payable on the unremitted earnings of the Group's subsidiaries established in Mainland China that are subject to withholding taxes. In the opinion of the directors, it is not probable that these subsidiaries will distribute such earnings in the foreseeable future. The aggregate amount of temporary differences associated with investments in subsidiaries in Mainland China for which deferred tax liabilities have not been recognised totalled approximately HK\$76,159,000 at 31 March 2020 (2019: HK\$89,475,000).

There are no income tax consequences attaching to the payment of dividends by the Company to its shareholders.

## 29. 遞延稅項 (續)

於二零二零年三月三十一日，除就若干將予分派股息之中國附屬公司確認遞延稅項外，並無就本集團於中國大陸成立之附屬公司應付之未匯出盈利所產生之預扣稅確認其他遞延稅項。董事認為，該等附屬公司於可見將來不大可能分派有關盈利。於二零二零年三月三十一日，與於中國大陸之附屬公司之投資有關之未確認遞延稅項負債之暫時性差額合計約為76,159,000港元(二零一九年：89,475,000港元)。

本公司派發股息予股東之付款並沒有附帶所得稅影響。

## 30. SHARE CAPITAL

### Shares

Authorised:  
1,000,000,000 ordinary shares of  
HK\$0.10 each

法定：  
1,000,000,000股每股面值  
0.10港元之普通股

Issued and fully paid:  
384,257,640 ordinary shares of  
HK\$0.10 each

已發行及繳足：  
384,257,640股每股面值  
0.10港元之普通股

## 30. 股本

### 股份

	2020 二零二零年 HK\$'000 港幣千元	2019 二零一九年 HK\$'000 港幣千元
	<b>100,000</b>	100,000
	<b>38,425</b>	38,425

### 31. SHARE OPTION SCHEME

The Company operates a share option scheme for the purpose of providing incentives and rewards to eligible participants who contribute to the success of the Group's operations. Eligible participants of the scheme include the Company's directors, including independent non-executive directors, other employees of the Company, and any director or employee of the Company's subsidiaries and entities in which the Group holds any equity interest.

On 28 August 2012, the Company adopted a share option scheme (the "Scheme"). The Scheme is valid and effective for a period of 10 years up to 27 August 2022, after which no further share options will be granted but the provisions of the Scheme shall remain in full force and effect in all other respects. Share options complying with the provisions of the Listing Rules which are granted during the duration of the Scheme and those remain unexercised immediately prior to the end of the 10-year period shall continue to be exercisable in accordance with their terms of grant as within the share option period for which such share options are granted, notwithstanding the expiry of the Scheme.

The maximum number of unexercised share options currently permitted to be granted under the Scheme is an amount equivalent, upon their exercise, to 38,831,364 ordinary shares, being 10.0% of the shares of the Company in issue on 28 August 2012. As at the date of this report, the total number of shares available for issue under the Scheme is 38,831,364 ordinary shares, representing 10.1% of the existing issued share capital of the Company. The maximum number of shares issuable under share options to each eligible participant in the Scheme within any 12-month period is limited to 1% of the shares of the Company in issue at any time. Any further grant of share options in excess of this limit is subject to shareholders' approval in a general meeting.

Share options granted to a director, chief executive or substantial shareholder of the Company, or to any of their associates, are subject to approval in advance by the independent non-executive directors of the Company (excluding any independent non-executive director who is a grantee of the share options). In addition, any share options granted to a substantial shareholder or an independent non-executive director of the Company, or to any of their associates, in excess of 0.1% of the shares of the Company in issue at any time and with an aggregate value (based on the closing price of the Company's shares at the date of each grant) in excess of HK\$5 million, within any 12-month period, are subject to shareholders' approval in advance in a general meeting.

### 31. 購股權計劃

本公司設有購股權計劃藉此鼓勵及回饋對本集團營運業績有寶貴貢獻之合資格參與者。計劃之合資格參與者包括本公司之董事(包括獨立非執行董事)、其他僱員及本公司附屬公司及本集團擁有任何股份權益之實體之任何董事或僱員。

於二零一二年八月二十八日,本公司採納一項購股權計劃(「計劃」)。計劃之有效期為10年,至二零二二年八月二十七日為止,其後將不會再授出任何購股權,但計劃之條款在所有其他方面仍然生效及有效。所有在符合上市規則條例下,並於計劃10年有效期內授出,但在計劃期屆滿前仍未被行使之購股權,仍可按該購股權授出時之條件行使,並不受計劃期滿之影響。

目前根據計劃容許授出之尚未行使購股權之最高數目為38,831,364股普通股,相等於本公司在二零一二年八月二十八日已發行股份之10.0%。於本報告日期,根據計劃可供發行之股份總數為38,831,364股普通股,相等於本公司現已發行股本之10.1%。在任何十二個月期間內,根據計劃可向計劃內之每名合資格參與者發行之最高股份數目不得超逾本公司在任何時間之已發行股份之1%。任何進一步授出超逾此限額之購股權,則須在股東大會上取得股東批准。

授予本公司董事、最高行政人員或主要股東,或彼等之任何聯繫人士之購股權,須事先取得本公司獨立非執行董事之批准(任何獲授予購股權之獨立非執行董事不計算在內)。此外,在任何十二個月期間內授予本公司之主要股東或獨立非執行董事,或彼等之任何聯繫人士之任何購股權超逾本公司於任何時間之已發行股份之0.1%及其總值(按授出購股權當日之股份收市價計算)超逾五百萬港元者,則須事先在股東大會上取得股東批准。

### 31. SHARE OPTION SCHEME (continued)

The offer of a grant of share options may be accepted within 28 days from the date of offer, upon receipt of the duplicate offer letter comprising acceptance of the offer duly signed by the grantee with the number of shares in respect of which the offer is accepted clearly stated therein, together with payment of a nominal consideration of HK\$1 by the grantee to the Company provided that no offer shall be open for acceptance after the expiry of the Scheme or after the Scheme has been terminated.

The terms and conditions of the share options granted are determinable by the directors on a case-by-case basis. Such terms and conditions may include, but are not limited to (i) the subscription price; (ii) the period within which the Company's shares must be taken up under the share option, which must not be more than 10 years from the offer date; (iii) the minimum period, if any, for which a share option must be held before it can be exercised; and (iv) the performance target, if any, that must be achieved before the share option can be exercised.

The exercise price of the share options is determinable by the directors in their absolute discretion at the time of the making of the offer which shall be stated in the letter containing the offer, but may not be less than the highest of (i) the closing price of the Company's shares as stated in the Stock Exchange's daily quotation sheet on the offer date which must be a trading day; (ii) the average of the closing prices of the Company's shares as stated in the Stock Exchange's daily quotation sheets for the five trading days immediately preceding the offer date; and (iii) the nominal value of the Company's shares.

Share options do not confer rights on the holders to dividends or to vote at shareholders' meetings.

During the year, no share option was granted to directors and other employees of the Company or any director or employees of the Company's subsidiaries and entities in which the Group holds any equity interests (2019: Nil).

At the end of the reporting period, the Company had no share option outstanding under the Scheme (2019: Nil).

### 31. 購股權計劃(續)

授出購股權之建議須於授出購股權建議之日期起計28日內獲接納，承授人亦須就此繳交已簽署的授出購股權建議書的副本，其中須註明接納購股權之數目，連同支付1港元面值代價予公司，惟購股權之建議，將不能在購股權計劃屆滿或終止日後獲接納。

所授出之購股權之條款及條件由董事按個別情況決定，有關條款及條件包括但不限於(i)股份認購價；(ii)購股權之行使期，期限不能遲於購股權授出日期起計十年；(iii)購股權最短須持有多久才可行使(如有)；及(iv)表現目標，參與者於行使購股權前須達至之表現目標(如有)。

購股權之行使價由董事全權酌情釐定，有關的行使價須於授出購股權建議之函件中註明，惟不得低於以下較高者(i)本公司股份於建議授出購股權當日(須為交易日)在聯交所每日報價表所報之收市價；(ii)本公司股份於緊接授出購股權建議日期前五個交易日在聯交所每日報價表所報的平均收市價；及(iii)本公司股份之面值。

購股權並無賦予持有人收取股息或於股東大會上投票之權力。

年內，概無授出購股權予本公司董事及本公司其他僱員或本公司附屬公司及本集團持有權益之實體之任何董事或僱員(二零一九年：無)。

於報告期末，本公司於計劃下並無尚未行使購股權(二零一九年：無)。

### 32. RESERVES

The amounts of the Group's reserves and the movements therein for the current and prior years are presented in the consolidated statement of changes in equity on pages 83 to 84 of the financial statements.

The Group's share premium account includes (i) the credit of HK\$19,900,000 which represents the difference between the nominal value of the share capital issued by the Company and the aggregate nominal value of the share capital of the subsidiaries acquired pursuant to the group reorganisation in 1993; and (ii) the debit of HK\$40,889,000 arising from the repurchase of shares during the years ended 31 March 2015, 2013, 2011 and 2010.

Pursuant to the relevant laws and regulations for Foreign Investment Enterprises, a portion of the profits of the Group's subsidiaries and the Group's associates operating as Foreign Investment Enterprises in Mainland China has been transferred to the reserve funds. The reserve funds are non-distributable in nature and can be utilised to offset the losses incurred.

The capital reserve represents the Group's share of capitalisation of retained profits by an associate.

The capital redemption reserve represents the nominal value of the shares cancelled upon repurchase of the Company's shares.

### 32. 儲備

本集團在年內及過往年度之儲備及其變動在財務報告第83頁及84頁之綜合權益變動表內呈列。

本集團股份溢價賬包括：(i)為數19,900,000港元之進賬額，乃本公司已發行股本面值與根據一九九三年集團重組而收購之附屬公司之股本面值總額兩者間之差額；及(ii) 40,889,000港元之扣賬額，乃於截至二零一五年、二零一三年、二零一一年及二零一零年三月三十一日止年度購回股份而產生。

根據有關外商投資企業的法例和法規，由本集團於中國大陸以外商投資企業方式經營之附屬公司及聯營公司已按法定的比例撥備溢利為不可分派的儲備金，並可用作抵銷所產生之虧損。

資本儲備指本集團所佔一聯營公司之資本化保留溢利。

資本贖回儲備指購回本公司股份後註銷該股份之面值。

### 33. NOTES TO THE CONSOLIDATED STATEMENT OF CASH FLOWS

#### (a) Major non-cash transactions

During the year, the Group had non-cash additions to right-of-use assets and lease liabilities of HK\$112,078,000 and HK\$112,078,000, respectively, in respect of lease arrangements for property, plant and equipment (2019: Nil).

#### (b) Changes in liabilities arising from financing activities

2020

At 31 March 2019	於二零一九年三月三十一日
Effect of adoption of HKFRS 16	採納香港財務報告準則第16號
At 1 April 2019 (restated)	於二零一九年四月一日 (經重列)
Changes from financing cash flows	融資現金流量變動
New leases	新租賃
Termination of leases	終止租賃合約
Lease modification	租賃修改
Foreign exchange movement	匯兌變動
Interest expense (note 6)	利息開支(附註6)
Interest paid classified as operating cash flows	分類為經營活動現金流之 已付利息
At 31 March 2020	於二零二零年三月三十一日

2019

At 1 April 2018	於二零一八年四月一日
Changes from financing cash flows	融資現金流變動
Foreign exchange movement	匯兌變動
At 31 March 2019	於二零一九年三月三十一日

### 33. 綜合現金流量表附註

#### (a) 主要非現金交易

於年內，本集團就物業、廠房及設備之租賃安排分別有非現金增加使用權資產及租賃負債112,078,000港元及112,078,000港元(二零一九年：無)。

#### (b) 融資活動所產生負債之變動

二零二零年

Lease liabilities 租賃負債 HK\$'000 港幣千元	Interest-bearing bank borrowings 須繳付利息之 銀行貸款 HK\$'000 港幣千元
–	705,883
463,762	–
463,762	705,883
(129,683)	57,105
112,078	–
(12,100)	–
7,183	–
(6,103)	(3,564)
11,173	20,617
(11,173)	(20,617)
435,137	759,424

二零一九年

Interest-bearing  
bank borrowings  
須繳付利息之  
銀行貸款  
HK\$'000  
港幣千元

# Notes to Financial Statements

## 財務報告附註

Year ended 31 March 2020 截至二零二零年三月三十一日止年度

### 33. NOTES TO THE CONSOLIDATED STATEMENT OF CASH FLOWS (continued)

#### (c) Total cash outflow for leases

The total cash outflow for leases included in the consolidated statement of cash flows is as follows:

Within operating activities	經營活動內
Within financing activities	融資活動內

### 33. 綜合現金流量表附註(續)

#### (c) 租賃之現金流出總額

綜合現金流量表包括之租賃之現金流出總額載列如下：

		2020 二零二零年 HK\$'000 港幣千元
Within operating activities	經營活動內	11,173
Within financing activities	融資活動內	129,683
		<u>140,856</u>

### 34. COMMITMENTS

- (a) The Group had capital commitments in respect of property, plant and equipment at the end of the reporting period:

Contracted, but not provided for	已訂約但未撥備
----------------------------------	---------

### 34. 承擔

- (a) 本集團於報告期末就物業、廠房及設備之資本承擔如下：

		2020 二零二零年 HK\$'000 港幣千元	2019 二零一九年 HK\$'000 港幣千元
Contracted, but not provided for	已訂約但未撥備	<u>2,056</u>	<u>2,218</u>

**34. COMMITMENTS (continued)**

- (b) Operating lease commitments as at 31 March 2019

The Group leased certain land and buildings under operating lease arrangements. Leases for land and buildings were negotiated for terms ranging from one to twenty years.

At 31 March 2019, the Group had total future minimum lease payments under non-cancellable operating leases falling due as follows:

		2019 二零一九年 HK\$'000 港幣千元
Within one year	一年內	160,363
In the second to fifth years, inclusive	第二至第五年，包括首尾兩年	256,270
After five years	第五年後	17,483
		434,116

- (c) The Group has a lease contract that has not yet commenced as at 31 March 2020. The future lease payments for the non-cancellable lease contract is HK\$1,580,000 due within one year, HK\$3,288,000 due in the second to fifth years, inclusive.

**34. 承擔 (續)**

- (b) 於二零一九年三月三十一日之經營租賃承擔

本集團按經營租賃安排租賃若干土地及樓宇。土地及樓宇租賃經磋商之租約年期為一年至二十年不等。

於二零一九年三月三十一日，本集團根據不可撤銷經營租賃而於下列期限之最低租金付款總額如下：

		2019 二零一九年 HK\$'000 港幣千元
Within one year	一年內	160,363
In the second to fifth years, inclusive	第二至第五年，包括首尾兩年	256,270
After five years	第五年後	17,483
		434,116

(c) 本集團有一項於二零二零年三月三十一日尚未開始的租賃合約。該等不可撤銷租賃合約之未來租賃付款1,580,000港元須於一年內支付及3,288,000港元須於第二至第五年(包括首尾兩年)支付。



# Notes to Financial Statements

## 財務報告附註

Year ended 31 March 2020 截至二零二零年三月三十一日止年度

### 35. RELATED PARTY TRANSACTIONS

- (a) In addition to the transactions and balances detailed elsewhere in these financial statements, the Group had the following material transactions with its related parties during the year:

		Notes	2020 二零二零年 HK\$'000 港幣千元	2019 二零一九年 HK\$'000 港幣千元
		附註		
Associates:	聯營公司：			
Purchases of goods	採購貨品	(i)	373,902	367,443
Sales of goods	銷售貨品	(ii)	1,833	1,831
Promotion expenses reimbursed by associates	聯營公司退還 宣傳開支	(iii)	33,651	38,273
Rental income	租金收入	(iv)	1,212	1,263
Subsidiaries of a substantial shareholder of the Company:	本公司主要股東之 附屬公司：			
Sales of goods	銷售貨品	(ii)	1,644	364

Notes:

- (i) The cost of purchases from associates was made at pre-determined prices agreed between the parties.
- (ii) The selling prices of the goods sold to associates and subsidiaries of a substantial shareholder of the Company were determined by reference to prices and conditions similar to those offered to other major customers.
- (iii) The promotion expenses reimbursed by associates were determined by reference to the costs incurred by the Group.
- (iv) The rental income from an associate was determined between the Group and the associate.

### 35. 關連人士交易

- (a) 除此等財務報告其他地方所詳述之交易及結餘外，年內本集團與其關連人士訂立下列重大交易：

附註：

- (i) 向聯營公司採購之成本乃根據訂約方預先議定之價格而釐定。
- (ii) 向聯營公司及本公司主要股東之附屬公司銷售貨品之售價乃參照向其他主要客戶提出之類似價格及條件釐定。
- (iii) 聯營公司退還宣傳開支乃根據本集團之實際交易成本釐定。
- (iv) 來自聯營公司之租金收入乃由本集團與聯營公司釐定。

### 35. RELATED PARTY TRANSACTIONS (continued)

(b) Outstanding balances with related parties:

Details of the Group's trade balances with its associates at the end of the reporting period are disclosed in note 27 to the financial statements.

(c) Commitments with related parties:

On 1 September 2019, a subsidiary of the Group entered into an one-year agreement with an associate, to lease the Group's investment property to that associate. Details of the operating lease commitment are disclosed in note 16 to the financial statements.

(d) Compensation of key management personnel of the Group:

Short term employee benefits	短期僱員福利
Pension scheme contributions	退休金計劃供款

Further details of directors' and the chief executive's emoluments are included in note 8 to the financial statements.

### 35. 關連人士交易 (續)

(b) 與關連人士之尚未償還結餘：

於報告期末，本集團之聯營公司貿易結餘詳情於財務報告附註27披露。

(c) 與關連人士之承擔：

於二零一九年九月一日，本公司一間附屬公司與一間聯營公司訂立一年期協議，以出租本集團投資物業予該聯營公司。有關經營租賃承擔之詳情已於財務報告附註16披露。

(d) 本集團主要管理人員之報酬：

	2020 二零二零年 HK\$'000 港幣千元	2019 二零一九年 HK\$'000 港幣千元
	24,465	19,291
	309	286
	<u>24,774</u>	<u>19,577</u>

董事及最高行政人員酬金之進一步詳情載於財務報告附註8。

# Notes to Financial Statements

## 財務報告附註

Year ended 31 March 2020 截至二零二零年三月三十一日止年度

### 36. FINANCIAL INSTRUMENTS BY CATEGORY

The carrying amounts of each of the categories of financial instruments as at the end of the reporting period are as follows:

2020

#### Financial assets

### 36. 金融工具之分類

於報告期末，各類金融工具之賬面值如下：

二零二零年

#### 金融資產

		Financial assets at fair value through other comprehensive income		Financial assets at amortised cost	Total
	Financial assets at fair value through profit or loss	按公平值透過其他全面收益入賬之金融資產		按攤銷成本計量之金融資產	總計
	按公平值透過損益入賬之金融資產	Designated as such upon initial recognition	Mandatorily designated as such	Equity investment	
		於初始確認時指定	強制指定	權益投資	
	HK\$'000	HK\$'000	HK\$'000	HK\$'000	HK\$'000
	港幣千元	港幣千元	港幣千元	港幣千元	港幣千元
Trade receivables	應收貿易賬款	-	-	528,382	528,382
Financial assets included in prepayments, deposits and other receivables	包括於預付款項、訂金及其他應收款項之金融資產	-	-	222,906	222,906
Financial assets at fair value through profit or loss	按公平值透過損益入賬之金融資產	27,353	47,341	-	74,694
Equity investment at fair value through other comprehensive income	按公平值透過其他全面收益入賬之權益投資	-	-	1	1
Cash and cash equivalents	現金及現金等值項目	-	-	506,981	506,981
		<u>27,353</u>	<u>47,341</u>	<u>1,258,269</u>	<u>1,332,964</u>

## 36. FINANCIAL INSTRUMENTS BY CATEGORY (continued)

2019

Financial assets

Trade receivables 應收貿易賬款

Financial assets included in prepayments, deposits and other receivables 包括於預付款項、訂金及其他應收款項之金融資產

Financial assets at fair value through profit or loss 按公平值透過損益入賬之金融資產

Cash and cash equivalents 現金及現金等值項目

## 36. 金融工具之分類 (續)

二零一九年

金融資產

Financial assets at fair value through profit or loss

按公平值透過損益入賬之金融資產

Designated as such upon initial recognition	Mandatorily designated as such	Financial assets at amortised cost	Total
於初始確認時指定	強制指定	按攤銷成本計量之金融資產	總計
HK\$'000	HK\$'000	HK\$'000	HK\$'000
港幣千元	港幣千元	港幣千元	港幣千元
-	-	571,975	571,975
-	-	108,631	108,631
25,257	47,285	-	72,542
-	-	590,979	590,979
25,257	47,285	1,271,585	1,344,127

Financial liabilities

Financial liabilities included in trade payables, other payables and accruals 包括於應付貿易賬款、其他應付款項及應計負債之金融負債

Interest-bearing bank borrowings 須繳付利息之銀行貸款

Lease liabilities 租賃負債

金融負債

2020 二零二零年 Financial liabilities at amortised cost 按攤銷成本入賬的金融負債 HK\$'000 港幣千元	2019 二零一九年 Financial liabilities at amortised cost 按攤銷成本入賬的金融負債 HK\$'000 港幣千元
289,393	302,657
759,424	705,883
435,137	-
1,483,954	1,008,540

### 37. FAIR VALUE AND FAIR VALUE HIERARCHY OF FINANCIAL INSTRUMENTS

The Group's financial assets at fair value through profit or loss and unlisted equity investment designated at fair value through other comprehensive income were carried at fair value.

Management has assessed that the fair values of cash and cash equivalents, trade receivables, financial assets included in prepayments, deposits and other receivables, financial liabilities included in trade payables, other payables and accruals, bank borrowings and lease liabilities approximate to their carrying amounts largely due to the short term maturities of these instruments or with floating interest rates.

The Group's finance team is responsible for determining the policies and procedures for the fair value measurement of financial instruments. The finance team reports directly to the executive directors and the audit committee. At each reporting date, the finance team analyses the movements in the values of financial instruments and determines the major inputs applied in the valuation. The valuation is reviewed and approved by the executive directors. The valuation process and results are discussed with the audit committee twice a year for interim and annual financial reporting.

The fair values of the financial assets and liabilities are included at the amount at which the instrument could be exchanged in a current transaction between willing parties, other than in a forced or liquidation sale.

The fair values of listed equity investments are based on quoted market prices. The fair values of school and club debentures are based on market observable transactions. The fair value of unlisted equity investment designated at fair value through other comprehensive income is based on recent market transaction value. The fair value of unlisted equity investment at fair value through profit or loss has been estimated using a discounted cash flow valuation model based key qualitative factors applicable to the valuation, including the historical performance, outlook for the industry, and discussions about the projections prepared by the management. Terminal value was estimated based on the Gordon Growth Model with an annual growth of 3%. The directors believe that the estimated fair values resulting from the valuation technique, which are recorded in the consolidated statement of financial position, and the related changes in fair values, which are recorded in consolidated statement of profit or loss, are reasonable, and that they were the most appropriate values at the end of the reporting period.

### 37. 金融工具之公平值及公平值架構

本集團之按公平值透過損益入賬之金融資產及指定為按公平值透過其他全面收益入賬之非上市權益投資以公平值列賬。

管理層已經評估，由於有關工具的短期到期性質或按浮動利率計息，現金及現金等值項目、應收貿易賬款、包括於預付款項、訂金及其他應收款項之金融資產、包括於應付貿易賬款、其他應付款項及應計負債之金融負債、銀行貸款及租賃負債的公平值大致上與其賬面值相若。

本集團的財務團隊負責決定金融工具公平值計量的政策及程序。財務團隊直接向執行董事及審核委員會匯報。於每個報告日期，財務團隊分析金融工具價值的變動，並決定應用於估值的主要輸入值。估值由執行董事審閱及批准。估值過程及結果每年兩次於中期及全年財務報告時與審核委員會討論。

金融資產及負債的公平值以該工具與自願交易方（而非強迫或清盤出售）當前交易下的可交易金額入賬。

上市權益投資的公平值以市場報價為基礎。學校及會所債券的公平值以可觀察市場交易為基礎。指定為按公平值過其他全面收益之非上市權益投資之公平值乃根據最近之市場交易價值計算。按公平值透過損益入賬之非上市權益投資之公平值乃使用貼現現金流估值模型估計，該模型基於適用於估值之關鍵定性因素，包括歷史表現、行業前景及對管理層所編製之預測進行之討論。終端價值乃根據戈登增長模型按年增長率3%估計。董事相信，綜合財務狀況表所記錄之估值技術所產生之估計公平值，與綜合損益表記錄之相關公平值變動屬合理，彼等為報告期末最適當之價值。

### 37. FAIR VALUE AND FAIR VALUE HIERARCHY OF FINANCIAL INSTRUMENTS (continued)

During the year ended 31 March 2020, unlisted equity investment at fair value through profit or loss was reclassified from Level 2 to Level 3 as the management considered that this should better reflect the underlying investment. The Group's policy is to recognise transfer between Level 2 and Level 3 as of the date of event or change in circumstances that caused the transfer.

Below is a summary of significant unobservable inputs to the valuation of financial instruments together with a quantitative sensitivity analysis as at 31 March 2020:

	Valuation technique 估值技巧	Significant unobservable input 重大不可觀察輸入值	Value 價值	Sensitivity of fair value to the input 公平值對輸入值之敏感度
Unlisted equity investment	Discounted cash flow model	Discount rate	2020: 15% (2019: N/A)	5% increase/(decrease) in discount rate will result in (decrease)/increase in fair value by approximately HK\$2,000,000
非上市權益投資	貼現現金流模型	貼現率	二零二零年: 15% (二零一九年: 不適用)	貼現率增加/(減少)5%將導致公平值(減少)/增加約2,000,000港元
		Discount for lack of marketability	2020: 30% (2019: N/A)	5% increase/(decrease) in discount for lack of marketability will result in (decrease)/increase in fair value by approximately HK\$500,000
		缺乏適銷性貼現	二零二零年: 30% (二零一九年: 不適用)	缺乏適銷性貼現增加/(減少)5%將導致公平值(減少)/增加約500,000港元

### 37. 金融工具之公平值及公平值架構 (續)

截至二零二零年三月三十一日止年度，按公平值透過損益入賬之非上市權益投資由第二層重新分類為第三層，乃由於管理層認為此應可更佳反映相關投資。本集團之政策為於導致轉移之事件或情況變動發生日期確認第二層及第三層之間之轉移。

以下為於二零二零年三月三十一日對金融工具估值之重大不可觀察輸入值連同定量敏感度分析之概要：

# Notes to Financial Statements

## 財務報告附註

Year ended 31 March 2020 截至二零二零年三月三十一日止年度

### 37. FAIR VALUE AND FAIR VALUE HIERARCHY OF FINANCIAL INSTRUMENTS (continued)

#### Fair value hierarchy

The following tables illustrate the fair value measurement hierarchy of the Group's financial instruments:

Assets measured at fair value:

As at 31 March 2020

### 37. 金融工具之公平值及公平值架構 (續)

#### 公平值架構

下表顯示本集團金融工具的公平值計量架構：

按公平值計量的資產：

於二零二零年三月三十一日

		Fair value measurement using 公平值計量採用			
		Quoted prices in active markets (Level 1) 活躍 市場報價 (第一層) HK\$'000 港幣千元	Significant observable inputs (Level 2) 重大可 觀察 輸入值 (第二層) HK\$'000 港幣千元	Significant unobservable inputs (Level 3) 重大不可 觀察 輸入值 (第三層) HK\$'000 港幣千元	Total 總計 HK\$'000 港幣千元
Equity investment designated at fair value through other comprehensive income:	指定為按公平值透過其他全面收益入賬之權益投資：				
Unlisted equity investment	非上市權益投資	-	1	-	1
Financial assets at fair value through profit or loss:	按公平值透過損益入賬之金融資產：				
Listed equity investments	上市權益投資	41,491	-	-	41,491
Unlisted equity investment	非上市權益投資	-	-	27,353	27,353
School debenture	學校債券	-	4,650	-	4,650
Club debentures	會所債券	-	1,200	-	1,200
		<b>41,491</b>	<b>5,851</b>	<b>27,353</b>	<b>74,695</b>

### 37. FAIR VALUE AND FAIR VALUE HIERARCHY OF FINANCIAL INSTRUMENTS (continued)

#### Fair value hierarchy (continued)

The following tables illustrate the fair value measurement hierarchy of the Group's financial instruments: (continued)

Assets measured at fair value: (continued)

As at 31 March 2019

### 37. 金融工具之公平值及公平值架構 (續)

#### 公平值架構 (續)

下表顯示本集團金融工具之公平值計量架構：(續)

按公平值計量的資產：(續)

於二零一九年三月三十一日

Fair value measurement using  
公平值計量採用

	Quoted prices in active markets (Level 1) 活躍 市場報價 (第一層) HK\$'000 港幣千元	Significant observable inputs (Level 2) 重大可觀察 輸入值 (第二層) HK\$'000 港幣千元	Total 總計 HK\$'000 港幣千元
Financial assets at fair value through profit or loss:			
Listed equity investments	41,908	–	41,908
Unlisted equity investment	–	25,257	25,257
School debenture	–	4,650	4,650
Club debentures	–	727	727
	<u>41,908</u>	<u>30,634</u>	<u>72,542</u>

During the year, other than the transfer of unlisted equity investment from Level 2 to Level 3 explained above, there were no transfers of fair value measurements between Level 1 and Level 2 and no transfers into or out of Level 3 for the financial assets (2019: Nil).

The Group did not have any financial liabilities measured at fair value as at 31 March 2020 (2019: Nil).

年內，除上文所闡述非上市權益投資由第二層轉移至第三層外，金融資產在第一層及第二層之間並無轉移公平值計量，而第三層並無轉入或轉出之情況(二零一九年：無)。

於二零二零年三月三十一日，本集團並無任何按公平值計量之金融負債(二零一九年：無)。



# Notes to Financial Statements

## 財務報告附註

Year ended 31 March 2020 截至二零二零年三月三十一日止年度

### 37. FAIR VALUE AND FAIR VALUE HIERARCHY OF FINANCIAL INSTRUMENTS (continued)

#### Fair value hierarchy (continued)

Reconciliation for financial assets carried at fair value based on significant unobservable inputs (Level 3) are as follows:

### 37. 金融工具之公平值及公平值架構 (續)

#### 公平值架構 (續)

根據重大不可觀察輸入值 (第三層) 對按公平值入賬之金融資產之對賬載列如下:

		<i>HK\$'000</i> 港幣千元
At 1 April 2019	於二零一九年四月一日	–
Transfer from Level 2	轉移自第二層	25,257
Remeasurement of unlisted equity investment at fair value through profit or loss	重新計量按公平值透過損益入賬之非上市權益投資	<u>2,096</u>
At 31 March 2020	於二零二零年三月三十一日	<u><u>27,353</u></u>

### 38. FINANCIAL RISK MANAGEMENT OBJECTIVES AND POLICIES

The Group's principal financial instruments comprise interest-bearing bank borrowings and cash and short term deposits. The main purpose of these financial instruments is to raise finance for the Group's operations. The Group has various other financial assets and liabilities such as financial assets at fair value through profit or loss, equity investment designated at fair value through other comprehensive income, trade receivables, other receivables, trade payables and other payables, and lease liabilities which arise directly from its operations.

The main risks arising from the Group's financial instruments are interest rate risk, foreign currency risk, credit risk, liquidity risk and equity price risk. The board of directors reviews and agrees policies for managing each of these risks and they are summarised below.

#### Interest rate risk

The Group's exposure to the risk of changes in market interest rates relates primarily to the Group's short and long term debt obligations with floating interest rates.

The Group's policy is to manage its interest cost using variable rate debts, which is regularly reviewed by senior management.

The following table demonstrates the sensitivity to a reasonably possible change in interest rates, with all other variables held constant, of the Group's profit before tax (through the impact on floating rate borrowings) and the Group's equity.

		Increase/		
		Increase/ (decrease) in basis points 基點 增加/(減少)	(decrease) in profit before tax 除稅前溢利 增加/(減少) HK\$'000 港幣千元	Increase/ (decrease) in equity* 權益* 增加/(減少) HK\$'000 港幣千元
<b>2020</b>	<b>二零二零年</b>			
Hong Kong dollar	港元	25	(1,556)	-
Japanese yen	日圓	25	(181)	-
RMB	人民幣	25	(100)	-
Hong Kong dollar	港元	(25)	1,556	-
Japanese yen	日圓	(25)	181	-
RMB	人民幣	(25)	100	-

### 38. 財務風險管理目標及政策

本集團之主要金融工具包括須繳付利息之銀行貸款及現金及短期定期存款。該等金融工具之主要用途乃為本集團之營運融資。本集團擁有按公平值透過損益入賬之金融資產、指定為按公平值透過其他全面收益入賬的權益投資、應收貿易賬款、其他應收款項、應付貿易賬款及其他應付款項及租賃負債等各種其他金融資產及負債，乃由其經營直接產生。

因本集團之金融工具而產生之主要風險為利率風險、外匯風險、信貸風險、流動資金風險及股權價格風險。董事會審核及同意管理各項該等風險之政策概述如下。

#### 利率風險

本集團須承擔市場利率變化之風險主要與本集團以浮動利率計息之短期及長期債務責任有關。

本集團政策是使用浮動利率的債務管理利息成本，並由高級管理層定期檢查。

下表載列本集團之除稅前溢利(透過浮息借款的影響)及本集團權益對利率之合理可能變動(所有其他可變因素維持不變)之敏感度。

### 38. FINANCIAL RISK MANAGEMENT OBJECTIVES AND POLICIES (continued)

#### Interest rate risk (continued)

		Increase/ (decrease) in basis points 基點 增加／(減少)	Increase/ (decrease) in profit before tax 除稅前溢利 增加／(減少) HK\$'000 港幣千元	Increase/ (decrease) in equity* 權益* 增加／(減少) HK\$'000 港幣千元
2019	二零一九年			
Hong Kong dollar	港元	25	(1,159)	—
Japanese yen	日圓	25	(507)	—
RMB	人民幣	25	(192)	—
Hong Kong dollar	港元	(25)	1,159	—
Japanese yen	日圓	(25)	507	—
RMB	人民幣	(25)	192	—

\* Excluding retained profits

#### Foreign currency risk

The Group has transactional currency exposures. Such exposures arise from sales or purchases by operating units in currencies other than the units' functional currency. The Group's monetary assets, financing and transactions are principally denominated in Hong Kong dollar, Japanese yen and RMB.

The following table demonstrates the sensitivity at the end of the reporting period to a reasonably possible change in the Japanese yen and RMB exchange rates, with all other variables held constant, of the Group's profit before tax and equity (due to changes in the fair value of monetary assets and liabilities).

### 38. 財務風險管理目標及政策(續)

#### 利率風險(續)

		Increase/ (decrease) in basis points 基點 增加／(減少)	Increase/ (decrease) in profit before tax 除稅前溢利 增加／(減少) HK\$'000 港幣千元	Increase/ (decrease) in equity* 權益* 增加／(減少) HK\$'000 港幣千元
2019	二零一九年			
Hong Kong dollar	港元	25	(1,159)	—
Japanese yen	日圓	25	(507)	—
RMB	人民幣	25	(192)	—
Hong Kong dollar	港元	(25)	1,159	—
Japanese yen	日圓	(25)	507	—
RMB	人民幣	(25)	192	—

\* 不包括保留溢利

#### 外匯風險

本集團要面對交易貨幣風險。該等風險乃因為經營單位以單位之功能貨幣以外之貨幣進行買賣而產生。本集團之貨幣資產、融資及交易主要以港元、日圓及人民幣計算。

下表顯示在所有其他可變因素維持不變之情況下，本集團除稅前溢利及權益(由於貨幣資產及負債的公平值變動所致)於報告期末對日圓及人民幣匯率合理可能變動之敏感度。

### 38. FINANCIAL RISK MANAGEMENT OBJECTIVES AND POLICIES (continued)

#### Foreign currency risk (continued)

### 38. 財務風險管理目標及政策(續)

#### 外匯風險(續)

		Increase/ (decrease) in rate 匯率 增加/(減少) %	Increase/ (decrease) in profit before tax 除稅前溢利 增加/(減少) HK\$'000 港幣千元	Increase/ (decrease) in equity* 權益* 增加/(減少) HK\$'000 港幣千元
<b>2020</b>	<b>二零二零年</b>			
If the Hong Kong dollar weakens against Japanese yen	若港元兌日圓弱勢	1	1,398	-
If the Hong Kong dollar weakens against RMB	若港元兌人民幣弱勢	1	2,343	-
If the Hong Kong dollar strengthens against Japanese yen	若港元兌日圓強勢	(1)	(1,398)	-
If the Hong Kong dollar strengthens against RMB	若港元兌人民幣強勢	(1)	(2,343)	-
<b>2019</b>	<b>二零一九年</b>			
If the Hong Kong dollar weakens against Japanese yen	若港元兌日圓弱勢	1	(673)	-
If the Hong Kong dollar weakens against RMB	若港元兌人民幣弱勢	1	2,210	-
If the Hong Kong dollar strengthens against Japanese yen	若港元兌日圓強勢	(1)	673	-
If the Hong Kong dollar strengthens against RMB	若港元兌人民幣強勢	(1)	(2,210)	-

\* Excluding retained profits

\* 不包括保留溢利

### 38. FINANCIAL RISK MANAGEMENT OBJECTIVES AND POLICIES (continued)

#### Credit risk

The Group trades only with recognised and creditworthy customers. It is the Group's policy that all customers who wish to trade on credit terms are subject to credit verification procedures. In addition, receivable balances are monitored on an ongoing basis and the Group's exposure to bad debts is not significant.

#### Maximum exposure and year-end staging

The tables below show the credit quality and the maximum exposure to credit risk based on the Group's credit policy, which is mainly based on past due information unless other information is available without undue cost or effort, and year-end staging classification as at 31 March. The amounts presented are gross carrying amounts for financial assets.

As at 31 March 2020

### 38. 財務風險管理目標及政策(續)

#### 信貸風險

本集團僅與獲公認兼信譽可靠之客戶進行交易。按照本集團之政策，所有擬按信貸期進行交易的客戶，必須先通過信貸核實程序。此外，本集團持續監察應收結餘之情況，而本集團之壞賬風險並不重大。

#### 最大風險及年結階段

下表載列基於本集團的信貸政策的信貸質素及最大信貸風險，主要基於逾期資料(除非其他資料可在無須付出不必要成本或努力的情況下獲得)，及於三月三十一日的年結階段分類。所呈列的有關金額指金融資產的總賬面值。

於二零二零年三月三十一日

		12-month ECLs 12個月 預期 信貸損失	Lifetime ECLs			Total 總計 HK\$'000 港幣千元
			全期預期信貸損失			
		Stage 1 第一階段 HK\$'000 港幣千元	Stage 2 第二階段 HK\$'000 港幣千元	Stage 3 第三階段 HK\$'000 港幣千元	Simplified approach 簡化法 HK\$'000 港幣千元	
Trade receivables*	應收貿易賬款*	-	-	-	528,382	528,382
Financial assets included in prepayments, deposits and other receivables - Normal**	計入預付款項、訂金及 其他應收款項之金融 資產 - 正常**	222,906	-	-	-	222,906
Cash and cash equivalents - Not yet past due	現金及現金等值項目 - 尚未逾期	506,981	-	-	-	506,981
		<b>729,887</b>	-	-	<b>528,382</b>	<b>1,258,269</b>

### 38. FINANCIAL RISK MANAGEMENT OBJECTIVES AND POLICIES (continued)

#### Credit risk (continued)

Maximum exposure and year-end staging (continued)

As at 31 March 2019

		12-month	Lifetime ECLs			Total	
		ECLs	ECLs				
		12個月	全期預期信貸損失				
		預期	Stage 1	Stage 2	Stage 3	Simplified	
		信貸損失	第一階段	第二階段	第三階段	簡化法	
			HK\$'000	HK\$'000	HK\$'000	HK\$'000	
			港幣千元	港幣千元	港幣千元	港幣千元	
Trade receivables*	應收貿易賬款*	–	–	–	–	578,041	578,041
Financial assets included in prepayments, deposits and other receivables	計入預付款項、訂金及其他應收款項之金融資產						
– Normal**	– 正常**	108,631	–	–	–	–	108,631
Cash and cash equivalents	現金及現金等值項目						
– Not yet past due	– 尚未逾期	590,979	–	–	–	–	590,979
		<u>699,610</u>	<u>–</u>	<u>–</u>	<u>–</u>	<u>578,041</u>	<u>1,277,651</u>

\* For trade receivables to which the Group applies the simplified approach for impairment, information based on the provision matrix is disclosed in note 23 to the financial statements.

\*\* The credit quality of the financial assets included in prepayments, deposits and other receivables is considered to be “normal” when they are not past due and there is no information indicating that the financial assets had a significant increase in credit risk since initial recognition. Otherwise, the credit quality of the financial assets is considered to be “doubtful”.

Further quantitative data in respect of the Group’s exposure to credit risk arising from trade receivables are disclosed in note 23 to the financial statements.

### 38. 財務風險管理目標及政策 (續)

#### 信貸風險 (續)

最大風險及年結階段 (續)

於二零一九年三月三十一日

		12-month	Lifetime ECLs			Total	
		ECLs	ECLs				
		12個月	全期預期信貸損失				
		預期	Stage 1	Stage 2	Stage 3	Simplified	
		信貸損失	第一階段	第二階段	第三階段	簡化法	
			HK\$'000	HK\$'000	HK\$'000	HK\$'000	
			港幣千元	港幣千元	港幣千元	港幣千元	
Trade receivables*	應收貿易賬款*	–	–	–	–	578,041	578,041
Financial assets included in prepayments, deposits and other receivables	計入預付款項、訂金及其他應收款項之金融資產						
– Normal**	– 正常**	108,631	–	–	–	–	108,631
Cash and cash equivalents	現金及現金等值項目						
– Not yet past due	– 尚未逾期	590,979	–	–	–	–	590,979
		<u>699,610</u>	<u>–</u>	<u>–</u>	<u>–</u>	<u>578,041</u>	<u>1,277,651</u>

\* 就本集團對減值應用簡化法的應收貿易賬款而言，基於撥備矩陣的資料於財務報告附註23披露。

\*\* 計入預付款項、訂金及其他應收款項的金融資產於未逾期時及並無資料顯示其自初始確認以來的信貸風險有大幅增加，則該等金融資產的信貸質素被視為「正常」。否則，該等金融資產的信貸質素被視為「存疑」。

本集團源自應收貿易賬款之信貸風險之詳細定量數據披露於財務報告附註23。

### 38. FINANCIAL RISK MANAGEMENT OBJECTIVES AND POLICIES (continued)

#### Liquidity risk

The Group monitors its risk to a shortage of funds using a recurring liquidity planning tool. This tool considers the maturity of both its financial instruments and financial assets (e.g., trade receivables) and projected cash flows from operations. The Group's objective is to maintain a balance between continuity of funding and flexibility through the use of interest-bearing bank borrowings and lease liabilities.

The maturity profile of the Group's financial liabilities as at the end of the reporting period, based on the contractual undiscounted payments, is as follows:

#### Year ended 31 March 2020

Financial liabilities included in trade payables, other payables and accruals	包括於應付貿易賬款、其他應付款項及應計負債之金融負債
Lease liabilities	租賃負債
Interest-bearing bank borrowings	須繳付利息之銀行貸款

### 38. 財務風險管理目標及政策(續)

#### 流動資金風險

本集團透過採用經常性流動資金計劃工具，監察資金短缺風險。此工具會考慮其金融工具及金融資產(如應收貿易賬款)的到期日及來自經營業務的預期現金流量。本集團的目標在於透過運用須繳付利息之銀行貸款及租賃負債，保持資金持續性與靈活性的平衡。

根據已訂約未貼現賬款，以下載列本集團於報告期末之金融負債到期情況：

#### 截至二零二零年三月三十一日止年度

	On demand or less than 12 months 按要求或 少於12個月 HK\$'000 港幣千元	1 to 5 years 1至5年 HK\$'000 港幣千元	Over 5 years 超過5年 HK\$'000 港幣千元	Total 總額 HK\$'000 港幣千元
	Financial liabilities included in trade payables, other payables and accruals	289,393	-	-
Lease liabilities	148,235	287,434	34,563	470,232
Interest-bearing bank borrowings	699,503	60,572	-	760,075
	<u>1,137,131</u>	<u>348,006</u>	<u>34,563</u>	<u>1,519,700</u>

### 38. FINANCIAL RISK MANAGEMENT OBJECTIVES AND POLICIES (continued)

#### Liquidity risk (continued)

Year ended 31 March 2019

		On demand or less than 12 months 按要求或 少於12個月 HK\$'000 港幣千元	Total 總額 HK\$'000 港幣千元
Financial liabilities included in trade payables, other payables and accruals	包括於應付貿易賬款、其他應付款項及應計負債之金融負債	302,657	302,657
Interest-bearing bank borrowings	應計負債之金融負債須繳付利息之銀行貸款	707,112	707,112
		<u>1,009,769</u>	<u>1,009,769</u>

As at 31 March 2020, there were no term loans repayable over one year containing a repayment on demand clause (2019: Nil).

#### Equity price risk

Equity price risk is the risk that the fair values of equity securities decrease as a result of changes in the levels of equity indices and the value of individual securities. The Group is exposed to equity price risk arising from individual equity investments classified as financial assets at fair value through profit or loss (note 25) as at 31 March 2020.

If the prices of the respective listed equity investments had been 3% higher/lower, with all other variables held constant, the Group's profit after tax for the year would have increased/decreased by approximately HK\$1,039,000 (2019: HK\$1,046,000) as a result of the changes in the fair value of the Group's financial assets at fair value through profit or loss.

### 38. 財務風險管理目標及政策(續)

#### 流動資金風險(續)

截至二零一九年三月三十一日止年度

		On demand or less than 12 months 按要求或 少於12個月 HK\$'000 港幣千元	Total 總額 HK\$'000 港幣千元
Financial liabilities included in trade payables, other payables and accruals	包括於應付貿易賬款、其他應付款項及應計負債之金融負債	302,657	302,657
Interest-bearing bank borrowings	應計負債之金融負債須繳付利息之銀行貸款	707,112	707,112
		<u>1,009,769</u>	<u>1,009,769</u>

於二零二零年三月三十一日，概無任何須於一年後償還的有期貨款含隨時要求償還條款(二零一九年：無)。

#### 股票價格風險

股票價格風險是指因股權指數水平及個別證券之價值變動而導致權益證券公平值降低之風險。於二零二零年三月三十一日，本集團承受因列作按公平值透過損益入賬之金融資產(附註25)之個別權益投資而引致股票價格風險。

倘各上市權益投資之價格增加/減少3%，其他可變因素維持不變，本集團之本年度除稅後溢利將因本集團持有的按公平值透過損益入賬之金融資產之公平值變動而增加/減少約1,039,000港元(二零一九年：1,046,000港元)。



### 38. FINANCIAL RISK MANAGEMENT OBJECTIVES AND POLICIES (continued)

#### Capital management

The primary objectives of the Group's capital management are to safeguard the Group's ability to continue as a going concern and to maintain healthy capital ratios in order to support its business and maximise shareholders' value.

The Group manages its capital structure and makes adjustments to it in light of changes in economic conditions. To maintain or adjust the capital structure, the Group may adjust the dividend payment to shareholders, issue new shares or repurchase shares. No changes were made in the objectives, policies or processes for managing capital during the years ended 31 March 2020 and 31 March 2019.

The Group monitors capital using a gearing ratio, which is interest-bearing bank borrowings divided by equity attributable to the equity holders of the Company. The gearing ratio is regularly reviewed by senior management. The gearing ratios as at the end of the reporting periods were as follows:

		2020 二零二零年 HK\$'000 港幣千元	2019 二零一九年 HK\$'000 港幣千元
Interest-bearing bank borrowings	須繳付利息之銀行貸款	759,424	705,883
Equity attributable to equity holders of the Company	歸屬於本公司權益所有者的權益	1,307,329	1,437,178
Gearing ratio	負債資本比率	58%	49%

### 39. COMPARATIVE AMOUNTS

As further explained in note 2.2 to the financial statements, the Group adopted HKFRS 16 on 1 April 2019 using the modified retrospective approach. Under this approach, the comparative amounts in the financial statements were not restated and continued to be reported under the requirements of the previous standard, HKAS 17, and related interpretations.

### 38. 財務風險管理目標及政策(續)

#### 資本管理

本集團之主要資本管理目標為確保本集團有能力按持續經營業務之原則營運及維持健康資本比率以支持其業務並最大化股東價值。

本集團根據經濟條件之變化管理資本結構並加以調整。為維持或調整資本結構，本集團可調整對股東之派息、發行新股或購回股份。於截至二零二零年三月三十一日及二零一九年三月三十一日止年度內，資本管理之目標、政策或流程並無出現變動。

本集團使用負債資本比率以監控資本，相等於須繳付利息之銀行貸款除以本公司權益所有者應佔權益所得比率。負債資本比率由高級管理層定期檢查。於報告期末，負債資本比率如下：

### 39. 比較金額

誠如財務報告附註2.2進一步所述，本集團於二零一九年四月一日使用經修訂追溯法採納香港財務報告準則第16號。根據該方法，財務報告之可比較金額並無重列，而繼續按先前之準則、香港會計準則第17號及相關詮釋之規定呈報。

#### 40. STATEMENT OF FINANCIAL POSITION OF THE COMPANY

Information about the statement of financial position of the Company at the end of the reporting period is as follows:

#### 40. 本公司之財務狀況表

於報告期末有關本公司財務狀況表之資料載列如下：

		2020 二零二零年 HK\$'000 港幣千元	2019 二零一九年 HK\$'000 港幣千元
<b>NON-CURRENT ASSETS</b>	<b>非流動資產</b>		
Investments in subsidiaries	於附屬公司之投資	143,098	143,098
Financial assets at fair value through profit or loss	按公平值透過損益入賬的金融資產	135	145
Deferred tax assets	遞延稅項資產	1,105	1,105
Total non-current assets	非流動資產總值	144,338	144,348
<b>CURRENT ASSETS</b>	<b>流動資產</b>		
Due from subsidiaries	應收附屬公司	702,558	694,407
Prepayments	預付款項	198	159
Cash and bank balances	現金及銀行結存	425	660
Total current assets	流動資產總值	703,181	695,226
<b>CURRENT LIABILITIES</b>	<b>流動負債</b>		
Due to subsidiaries	應付附屬公司	512,919	505,514
Accruals	應計負債	3,089	2,793
Total current liabilities	流動負債總值	516,008	508,307
<b>NET CURRENT ASSETS</b>	<b>流動資產淨額</b>	187,173	186,919
Net assets	資產淨額	331,511	331,267
<b>EQUITY</b>	<b>權益</b>		
Issued capital	已發行股本	38,425	38,425
Reserves	儲備	293,086	292,842
Total equity	權益總值	331,511	331,267

TAI Tak Fung, Stephen 戴德豐  
Director 董事

NAM Chi Ming, Gibson 藍志明  
Director 董事

# Notes to Financial Statements

## 財務報告附註

Year ended 31 March 2020 截至二零二零年三月三十一日止年度

### 40. STATEMENT OF FINANCIAL POSITION OF THE COMPANY (continued)

Note:

A summary of the Company's reserves is as follows:

At 1 April 2018	於二零一八年四月一日
Total comprehensive income for the year	年內總全面收益
Final 2018 dividend	二零一八年末期股息
Interim 2019 dividend	二零一九年中期股息
Special dividend	特別股息
At 31 March 2019 and 1 April 2019	於二零一九年三月三十一日及二零一九年四月一日
Total comprehensive income for the year	年內總全面收益
Final 2019 dividend	二零一九年末期股息
Interim 2020 dividend	二零二零年中期股息
At 31 March 2020	於二零二零年三月三十一日

The Company's share premium account includes (i) the credit of HK\$53,719,000 which represents the difference between the nominal value of the share capital issued by the Company and the combined net assets of the subsidiaries acquired pursuant to the group reorganisation in 1993; and (ii) the debit of HK\$40,889,000 arising from the repurchase of shares during the years ended 31 March 2015, 2013, 2011 and 2010. Under the Company Law (Revised) of the Cayman Islands, a distribution may be made from the share premium account in certain circumstances.

The difference between the share premium account of the Company and that of the Group represents the difference between the aggregate nominal value of the share capital of the subsidiaries and their combined net assets acquired, pursuant to the group reorganisation in 1993, as detailed above.

The capital redemption reserve represents the nominal value of the shares cancelled upon repurchase of the Company's shares.

### 40. 本公司之財務狀況表 (續)

附註：

本公司之儲備概要如下：

Share premium account	Capital redemption reserve	Retained profits	Total
股份溢價賬	資本贖回儲備	保留溢利	總計
HK\$'000	HK\$'000	HK\$'000	HK\$'000
港幣千元	港幣千元	港幣千元	港幣千元
233,120	1,531	155,515	390,166
-	-	35,245	35,245
-	-	(24,977)	(24,977)
-	-	(11,528)	(11,528)
-	-	(96,064)	(96,064)
233,120	1,531	58,191	292,842
-	-	36,749	36,749
-	-	(24,977)	(24,977)
-	-	(11,528)	(11,528)
233,120	1,531	58,435	293,086

本公司股份溢價賬包括(i)為數53,719,000港元之進賬額，乃本公司已發行股本之面值與根據一九九三年集團重組所收購之附屬公司之合併資產淨值兩者間之差額；及(ii)40,889,000港元之扣賬額，乃於截至二零一五年、二零一三年、二零一一年及二零一零年三月三十一日止年度購回股份所產生。根據開曼群島公司法(經修訂)，在若干情況下可從股份溢價賬中進行股息分派。

本公司與本集團股份溢價之差額乃根據一九九三年集團重組，如上文所述，為收購之附屬公司之股本面值總額與彼等之合併資產淨值兩者間之差額。

資本贖回儲備指購回本公司股份後註銷該股份之面值。

## 41. EVENT AFTER THE REPORTING PERIOD

On 16 April 2020, Four Seas (Japan) Holdings Company Limited (“Four Seas Japan”), an indirect wholly-owned subsidiary of the Group, acquired the option shares under the terms of the Share Sale Agreement dated 15 November 2019 (as supplemented by the Supplemental Agreement dated 31 March 2020), representing an additional 55% of the then issued share capital of Miyata at a cash consideration of approximately HK\$71. Upon completion of the acquisition of the option shares, the equity interest of Four Seas Japan in Miyata increased from 15% to 70%, and Miyata became a subsidiary of Four Seas Japan. Miyata is a special purpose vehicle established for the purpose of holding the investment in its principal subsidiary, Miyata Co., Ltd. (“MYC”). MYC is a renowned snack food and confectionery distributor in Japan specialised in the wholesaling and distribution of confectionery. The Group acquired Miyata to further expand its confectionery distribution and product development business in Japan and create synergetic effects with the other businesses of the Group.

Because the acquisition of the option shares in Miyata was effected during the travel ban and/or quarantine requirements imposed in Japan and the PRC, it is not practicable to disclose further details about the acquisition before the date of approval of these financial statements.

## 42. APPROVAL OF THE FINANCIAL STATEMENTS

The financial statements were approved and authorised for issue by the board of directors on 29 June 2020.

## 41. 報告期後事件

於二零二零年四月十六日，本集團間接全資擁有的附屬公司四洲（日本）控股有限公司（「四洲日本」）根據日期為二零一九年十一月十五日之售股協議（經日期為二零二零年三月三十一日之補充協議所補充）之條款收購購股權股份，相當於宮田當時已發行股本額外55%，現金代價約為71港元。於完成收購購股權股份後，四洲日本於宮田之股權由15%增至70%，而宮田已成為四洲日本之附屬公司。宮田是就持有其於主要附屬公司宮田株式会社（「MYC」）之投資而成立之特殊目的實體。MYC是日本著名的零食及糖果經銷商，專門從事糖果批發及分銷。本集團收購宮田以進一步擴展其於日本之糖果分銷及產品開發業務，並與本集團其他業務創造協同效益。

由於收購宮田之購股權股份乃於日本及中國實施旅遊禁令及／或檢疫規定期間生效，因此於該等財務報告批准日期之前披露有關收購之進一步詳情乃不切實際。

## 42. 財務報告之批准

本財務報告已於二零二零年六月二十九日獲董事會批准並授權刊發。

# Particulars of Property

## 物業詳情

31 March 2020 二零二零年三月三十一日

### INVESTMENT PROPERTY

### 投資物業

Location	Use	Tenure	Percentage of attributable interest of the Group
位置	用途	年期	本集團應佔權益百分比
Levels 1 and 2 (west portion) of Four Seas Group Guangdong Headquarter Building Complex, Yuepu South Industrial Zone, Shantou, Guangdong Province, The People's Republic of China	Industrial	Medium term lease	100
中華人民共和國 廣東省汕頭市月浦南工業區 四洲集團廣東省總部 綜合大樓一樓及二樓(西側)	工業	中期租約	100

